

EMPHATIC! WEST. 1920
DALLAS PROUD
ONE FOR ALL MAKE SOME NOISE!
THE BIG V



2024

PLAYOFFS GUIDE

ONE FOR ALL



 **PLAYOFFS**
Presented by Google Pixel

PROUD 2024 PLAYOFFS
LET'S GO MAKE
DALLAS PROUD!
214

We are excited to work with you as the Dallas Mavericks head into the 2024 NBA Playoffs. We cannot thank you enough for your continued partnership and coverage over the course of the season.

In an effort to make your Mavericks postseason coverage as efficient as possible, the playoff guide includes a season summary, player bios, playoff details and information on Western Conference playoff teams.

We will continue to offer practice and gameday media availabilities throughout the week. Information about the practice and availability times will be given shortly before through email.

As always, one-on-one interview requests will be considered on a case-by-case basis.

We encourage you to continue using the Mavericks media website, administered by OMG. The website is a one-stop shop for Mavericks game notes, postgame information, player and staff bios, and up-to-the-minute statistical information. To request a log in or for more information, please contact a member of our team.

Don't hesitate to reach out if we can assist you in any way.

Thank you,

Mavs PR

Victoria Martinez

Vice President

469.613.9697

victoria.martinez@dallasmavs.com

Alan Rakowski

Director

720.841.6283

alan.rakowski@dallasmavs.com

Kristen Deahl

Manager

214.232.5276

kristen.deahl@dallasmavs.com

Tien Le

Coordinator

901.834.9513

tien.le@dallasmavs.com

The Dallas Mavericks 2024 Playoff Guide is edited, compiled and published by the Dallas Mavericks PR Department.

Any commercial use of this information is prohibited without the prior written consent of the Dallas Mavericks.

Photos by NBA Photos and Dallas Mavericks | Cover designed by Dallas Mavericks

Copyright © 2024 Dallas Mavericks



Dallas Mavericks

Table of Contents

Cover Page	01	Markieff Morris	54
Welcome	02	Dwight Powell	56
Table of Contents	00	Olivier-Maxence Prosper	59
Playoff Media Contacts	04	P.J. Washington Jr.	61
Team Standings	05	Brandon Williams	63
2024 NBA Playoffs First Round Schedule	06	Elias Sports Bureau Mavericks Stats	65
2023-24 Roster	07	Quarter Scoring Breakdowns	71
Season Transactions	08	Misc. Scoring Breakdowns	72
Executives	10	Game-By-Game Stats	73
Assistant Coaches	12	Season Miscellaneous Stats	75
Playoff Notes	15	Superlatives	77
CURRENT PLAYERS	23	The Last Time	78
Greg Brown III	23	Record When...	79
Luka Dončić	25	Elias Sports Bureau League Stats	80
Danté Exum	29	Playoff Records	90
Alex Fudge	31	All-Time Series Results + Stats	98
Daniel Gafford	33	PLAYOFF OPPONENTS	103
Josh Green	36	L.A. Clippers	103
Tim Hardaway Jr.	38	Oklahoma City Thunder	104
Jaden Hardy	41	Denver Nuggets	106
Kyrie Irving	43	Minnesota Timberwolves	107
Derrick Jones Jr.	46	Phoenix Suns	108
Maxi Kleber	48	L.A. Lakers	109
AJ Lawson	50	New Orleans Pelicans	110
Dereck Lively II	52	Sacramento Kings	111


















NBA COMMUNICATIONS

NAME	EMAIL	CELL
Tim Frank	tfrank@nba.com	551.482.9057
Maureen Coyle	mcoyle@nba.com	201.736.6729
Mark Broussard	mbroussard@nba.com	201.844.5061



TEAM COMMUNICATIONS

NAME	TEAM	CELL	EMAIL
Nike O'Hayre	Denver Nuggets	720.938.7189	Nick.OHayre@nuggets.com
Chris Wallace	Los Angeles Clippers	646.286.4665	cwallace@clippers.com
Lauren Lamkin	Los Angeles Lakers	213.716.7469	llamkin@la-lakers.com
Patrick Rees	Minnesota Timberwolves	202.365.7920	patrick.rees@timberwolves.com
Matt Ryan	New Orleans Pelicans	504.415.1797	matt.ryan@pelicans.com
Matt Tumbleson	Oklahoma City Thunder	405.443.8285	mtumbleson@okcthunder.com
Stacey Mitch	Phoenix Suns	312.550.9048	smitch@suns.com
Shannon Malone	Sacramento Kings	972.804.8675	smalone@kings.com

EASTERN CONFERENCE

	CONF	GAMES	W-L	PCT	GB	CONF	DIV	HOME	AWAY	L10	STRK	LEAGUE	DIV
 Boston Celtics	1	82	64-18	.780	0	41-11	15-2	37-4	27-14	7-3	W2	1	1
 New York Knicks	2	82	50-32	.610	14.0	35-17	12-5	27-14	23-18	6-4	W5	7	2
 Milwaukee Bucks	3	82	49-33	.598	15.0	34-18	10-7	31-11	18-22	3-7	L2	9	1
 Cleveland Cavaliers	4	82	48-34	.585	16.0	31-21	11-5	26-15	22-19	4-6	L1	11	2
 Orlando Magic	5	82	47-35	.573	17.0	32-20	9-7	29-12	18-23	5-5	W1	13	1
 Indiana Pacers	6	82	47-35	.573	17.0	32-20	11-6	26-15	21-20	7-3	W1	14	3
 Philadelphia 76ers	7	82	47-35	.573	17.0	31-21	8-8	25-16	22-19	8-2	W8	15	3
 Miami Heat	8	82	46-36	.561	18.0	32-20	13-3	22-19	24-17	7-3	W2	17	2
 Chicago Bulls	9	82	39-43	.476	25.0	22-29	7-9	20-21	19-22	5-5	L1	20	4
 Atlanta Hawks	10	82	36-46	.439	28.0	22-30	8-8	21-20	15-26	3-7	L6	21	3
 Brooklyn Nets	11	82	32-50	.390	32.0	24-28	5-11	20-21	12-29	5-5	L2	22	4
 Toronto Raptors	12	82	25-57	.305	39.0	18-34	1-15	14-27	11-30	2-8	L4	25	5
 Charlotte Hornets	13	82	21-61	.256	43.0	14-38	6-10	11-30	10-31	3-7	W1	28	4
 Washington Wizards	14	82	15-67	.183	49.0	11-41	4-12	7-34	8-33	1-9	L6	29	5
 Detroit Pistons	15	82	14-68	.171	50.0	10-41	2-14	7-33	7-35	2-8	L1	30	5

WESTERN CONFERENCE

	CONF	GAMES	W-L	PCT	GB	CONF	DIV	HOME	AWAY	L10	STRK	LEAGUE	DIV
 Oklahoma City Thunder	1	82	57-25	.695	0	36-16	12-4	33-8	24-17	7-3	W5	3	1
 Denver Nuggets	2	82	57-25	.695	0	33-19	10-6	33-8	24-17	6-4	W1	2	2
 Minnesota Timberwolves	3	82	56-26	.683	1.0	37-15	12-4	30-11	26-15	6-4	L1	4	3
 LA Clippers	4	82	51-31	.622	6.0	30-22	9-7	25-16	26-15	6-4	L3	5	1
 Dallas Mavericks	5	82	50-32	.610	7.0	31-21	11-5	25-16	25-16	7-3	L2	6	1
 Phoenix Suns	6	82	49-33	.598	8.0	29-23	9-9	25-16	24-17	7-3	W3	10	2
 New Orleans Pelicans	7	82	49-33	.598	8.0	30-22	9-7	21-19	28-14	5-5	L1	8	2
 Los Angeles Lakers	8	82	47-35	.573	10.0	27-25	7-10	28-14	19-21	7-3	W2	12	3
 Sacramento Kings	9	82	46-36	.561	11.0	30-22	10-7	24-17	22-19	4-6	W1	18	4
 Golden State Warriors	10	82	46-36	.561	11.0	26-26	7-9	21-20	25-16	8-2	W1	16	5
 Houston Rockets	11	82	41-41	.500	16.0	28-24	9-7	27-14	14-27	4-6	W2	19	3
 Utah Jazz	12	82	31-51	.378	26.0	16-36	5-11	21-20	10-31	2-8	L1	23	4
 Memphis Grizzlies	13	82	27-55	.329	30.0	14-37	8-8	9-32	18-23	3-7	L5	24	4
 San Antonio Spurs	14	82	22-60	.268	35.0	14-37	3-13	12-29	10-31	6-4	W2	26	5
 Portland Trail Blazers	15	82	21-61	.256	36.0	8-44	1-15	11-30	10-31	2-8	L5	27	5



2024 NBA PLAYOFFS

FIRST ROUND SCHEDULE BY SERIES



WESTERN CONFERENCE

#1 Oklahoma City vs. #8 Seed

DAY	DATE	AWAY	HOME	GM	TIME (ET)	TV / R
Sun	4/21	West #8	Oklahoma City	1	9:30 PM	TNT
Wed	4/24	West #8	Oklahoma City	2	9:30 PM	TNT
Sat	4/27	Oklahoma City	West #8	3	3:30 PM	TNT
Mon	4/29	Oklahoma City	West #8	4	TBD	TBD
Wed	5/1	West #8	Oklahoma City	5*	TBD	TBD
Fri	5/3	Oklahoma City	West #8	6*	TBD	TBD
Sun	5/5	West #8	Oklahoma City	7*	TBD	TBD

#2 Denver vs. #7 L.A. Lakers

DAY	DATE	AWAY	HOME	GM	TIME (ET)	TV / R
Sat	4/20	L.A. Lakers	Denver	1	8:30 PM	ABC/R
Mon	4/22	L.A. Lakers	Denver	2	10:00 PM	TNT
Thu	4/25	Denver	L.A. Lakers	3	10:00 PM	TNT
Sat	4/27	Denver	L.A. Lakers	4	8:30 PM	ABC
Mon	4/29	L.A. Lakers	Denver	5*	TBD	TBD
Thu	5/2	Denver	L.A. Lakers	6*	TBD	TBD
Sat	5/4	L.A. Lakers	Denver	7*	TBD	TNT

#3 Minnesota vs. #6 Phoenix

DAY	DATE	AWAY	HOME	GM	TIME (ET)	TV / R
Sat	4/20	Phoenix	Minnesota	1	3:30 PM	ESPN
Tue	4/23	Phoenix	Minnesota	2	7:30 PM	TNT
Fri	4/26	Minnesota	Phoenix	3	10:30 PM	ESPN
Sun	4/28	Minnesota	Phoenix	4	9:30 PM	TNT
Tue	4/30	Phoenix	Minnesota	5*	TBD	TBD
Thu	5/2	Minnesota	Phoenix	6*	TBD	TBD
Sat	5/4	Phoenix	Minnesota	7*	TBD	TNT

#4 LA Clippers vs. #5 Dallas

DAY	DATE	AWAY	HOME	GM	TIME (ET)	TV / R
Sun	4/21	Dallas	LA Clippers	1	3:30 PM	ABC
Tue	4/23	Dallas	LA Clippers	2	10:00 PM	TNT
Fri	4/26	LA Clippers	Dallas	3	8:00 PM	ESPN
Sun	4/28	LA Clippers	Dallas	4	3:30 PM	ABC
Wed	5/1	Dallas	LA Clippers	5*	TBD	TBD
Fri	5/3	LA Clippers	Dallas	6*	TBD	TBD
Sun	5/5	Dallas	LA Clippers	7*	TBD	TBD

EASTERN CONFERENCE

#1 Boston vs. #8 Seed

DAY	DATE	AWAY	HOME	GM	TIME (ET)	TV / R
Sun	4/21	East #8	Boston	1	1:00 PM	ABC/R
Wed	4/24	East #8	Boston	2	7:00 PM	TNT
Sat	4/27	Boston	East #8	3	6:00 PM	TNT
Mon	4/29	Boston	East #8	4	TBD	TBD
Wed	5/1	East #8	Boston	5*	TBD	TBD
Fri	5/3	Boston	East #8	6*	TBD	TBD
Sun	5/5	East #8	Boston	7*	TBD	TBD

#2 New York vs. #7 Seed

DAY	DATE	AWAY	HOME	GM	TIME (ET)	TV / R
Sat	4/20	East #7	New York	1	6:00 PM	ESPN
Mon	4/22	East #7	New York	2	7:30 PM	TNT
Thu	4/25	New York	East #7	3	7:30 PM	TNT
Sun	4/28	New York	East #7	4	1:00 PM	ABC
Tue	4/30	East #7	New York	5*	TBD	TBD
Thu	5/2	New York	East #7	6*	TBD	TBD
Sat	5/4	East #7	New York	7*	TBD	TNT

#3 Milwaukee vs. #6 Indiana

DAY	DATE	AWAY	HOME	GM	TIME (ET)	TV / R
Sun	4/21	Indiana	Milwaukee	1	7:00 PM	TNT
Tue	4/23	Indiana	Milwaukee	2	8:30 PM	NBATV
Fri	4/26	Milwaukee	Indiana	3	5:30 PM	ESPN
Sun	4/28	Milwaukee	Indiana	4	7:00 PM	TNT
Tue	4/30	Indiana	Milwaukee	5*	TBD	TBD
Thu	5/2	Milwaukee	Indiana	6*	TBD	TBD
Sat	5/4	Indiana	Milwaukee	7*	TBD	TNT

#4 Cleveland vs. #5 Orlando

DAY	DATE	AWAY	HOME	GM	TIME (ET)	TV / R
Sat	4/20	Orlando	Cleveland	1	1:00 PM	ESPN
Mon	4/22	Orlando	Cleveland	2	7:00 PM	NBATV
Thu	4/25	Cleveland	Orlando	3	7:00 PM	NBATV
Sat	4/27	Cleveland	Orlando	4	1:00 PM	TNT
Tue	4/30	Orlando	Cleveland	5*	TBD	TBD
Fri	5/3	Cleveland	Orlando	6*	TBD	TBD
Sun	5/5	Orlando	Cleveland	7*	TBD	TBD

AS OF APRIL 17, 2024 | SUBJECT TO CHANGE | * - IF NECESSARY | TBD - TO BE DETERMINED | R - ESPN RADIO



NO.	PLAYER	POS.	HT.	WT.	BIRTHDATE	PRIOR TO NBA/HOME COUNTRY	NBA EXP.	TWITTER
13	Greg Brown III*	F	6-8	217	9/1/01	Texas/USA	2	
77	Luka Dončić	G	6-7	230	2/28/99	Real Madrid/Slovenia	5	@luka7doncic
0	Danté Exum	G	6-5	214	7/13/95	Australian Institute of Sport/Australia	6	
3	Alex Fudge*	F	6-8	200	5/6/03	Florida/USA	R	
21	Daniel Gafford	C	6-10	234	10/1/98	Arkansas/USA	4	
8	Josh Green	G/F	6-6	210	11/16/00	Arizona/Australia	3	@JoshBGreen
10	Tim Hardaway Jr.	G	6-5	205	3/16/92	Michigan/USA	10	@T_HardJR
1	Jaden Hardy	G	6-4	198	7/5/02	NBA G League Ignite/USA	1	@JadenHardy1
11	Kyrie Irving	G	6-2	191	3/23/92	Duke/USA	12	@KyrieIrving
55	Derrick Jones Jr.	F	6-6	210	2/15/97	UNLV/USA	7	
42	Maxi Kleber	F/C	6-10	240	1/29/92	Bayern Munich/Germany	6	@MaxiKleber
9	AJ Lawson	G	6-6	185	7/15/00	South Carolina/Canada	1	@ItsAJLawson
2	Dereck Lively II	C	7-1	234	2/12/04	Duke/USA	R	
88	Markieff Morris	F/C	6-9	245	9/2/89	Kansas/USA	12	@Keefmorris
7	Dwight Powell	C	6-10	240	7/20/91	Stanford/Canada	9	@DwightPowell33
18	Olivier-Maxence Prosper	F	6-8	215	7/3/02	Marquette/Canada	R	
25	P.J. Washington Jr.	F	6-7	230	8/23/98	Kentucky/USA	4	
00	Brandon Williams*	G	6-1	190	11/22/99	Arizona/USA	1	

*Player under two-way contract

STAFF

Head Coach: Jason Kidd (California)

Assistant Coaches: Sean Sweeney (St. Thomas), Jared Dudley (Boston College), Alex Jensen (Utah), Eric Hughes (Cal State East Bay), Darrell Armstrong (Fayetteville State), Josh Broghamer (Northern Iowa), Marko Milić (Kranj High School), God Shammgod (Providence), Keith Venev (Marshall)

Athletic Performance Director: Jeremy Holsopple (Kentucky)

Head Athletic Trainer: Dionne Calhoun (San Diego State)

Assistant Athletic Trainer: Heather Mau (Adelphi)

PRONUNCIATION GUIDE

Luka Dončić (LOO-kuh DON-chitch); **Danté Exum** (DAH-n-tay X-umm); **Maxi Kleber** (CLEE-bah); **Markieff Morris** (mar-KEEF); **Olivier-Maxence Prosper** (oh-LIV-ee-ay MAX-ahnce)

HOW THE MAVERICKS WERE BUILT

FREE AGENTS

- 2024** - Alex Fudge (Signed to a Two-Way contract 3/4/24)
- 2023** - Greg Brown III (Signed to a Two-Way contract by Dallas 10/21/23)
 - Danté Exum (Signed by Dallas 7/14/23)
 - Josh Green (Signed contract extension 10/23/23)
 - Kyrie Irving (Signed by Dallas 7/7/23)
 - Derrick Jones Jr. (Signed by Dallas 8/18/23)
 - Markieff Morris (Signed by Dallas 9/16/23)
 - Dwight Powell (Re-signed by Dallas 7/9/23)
 - Brandon Williams (Signed to a Two-Way contract 12/28/23)
- 2022** - Maxi Kleber (Signed contract extension 9/8/22)
 - AJ Lawson (Signed to a Two-Way contract by Dallas 12/26/22)
- 2021** - Tim Hardaway Jr. (Signed by Dallas 8/9/21)
- 2018** - Luka Dončić (Signed contract extension 8/10/21)

OBTAINED VIA TRADE

- 2024** - Daniel Gafford (Acquired from WAS in trade that sent C Richaun Holmes and a 2024 first-round pick via OKC to WAS, Acquired a 2024 first-round pick via OKC in exchange for a 2028 first-round pick swap from DAL to OKC 2/8/24)
 - P.J. Washington Jr. (Acquired alongside two second-round picks from CHA in exchange for F Grant Williams, G Seth Curry and a top-two protected 2027 first-round pick 2/8/24)
- 2023** - Dereck Lively II (Draft rights from Oklahoma City in exchange in exchange for the draft rights to the 10th overall pick Cason Wallace and Dāvis Bertāns 7/6/23)
 - Olivier-Maxence Prosper (Draft rights from Sacramento along with Richaun Holmes in exchange for cash considerations 7/6/23)
- 2022** - Jaden Hardy (Selected by Sacramento in the 2nd round 37th overall pick of the 2022 NBA Draft draft rights traded to Dallas)



2023-24 SEASON TRANSACTIONS

July 6: Acquired the draft rights to the 12th overall pick in the 2023 NBA Draft, Dereck Lively II, from OKC in exchange for the draft rights to the 10th overall pick, Cason Wallace, and Davis Bertans; Acquired the draft rights to the 24th overall pick in the 2023 NBA Draft, Olivier-Maxence Prosper, and Richaun Holmes from SAC in exchange for cash considerations.

July 7: Signed G Kyrie Irving.

July 9: Re-signed C Dwight Powell.

July 12: Acquired F Grant Williams from BOS as part of a three-team sign-and-trade deal that sent second-round picks in 2025 and 2028 from San Antonio to Dallas, Reggie Bullock, and a 2030 first-round pick swap from Dallas to San Antonio, a 2030 second-round pick, and a 2025 second-round pick swap from Dallas to Boston, and a 2024 second-round pick from San Antonio to Boston.

July 14: Signed G Seth Curry, G Dante Exum, and G Mike Miles Jr.

August 14: Signed F Greg Brown III, G Jordan Walker, and G/F Joe Wieskamp.

August 18: Signed F Derrick Jones Jr.

September 16: Signed F/C Markieff Morris.

September 21: Signed G Dexter Dennis.

October 14: Waived G Mike Miles Jr., G Jordan Walker, and G/F Joe Wieskamp.

October 16: Signed G Taze Moore.

October 17: Waived G Taze Moore.

October 19: Signed C Tony Bradley.

October 20: Waived C Tony Bradley.

October 21: Converted F Greg Brown III and G Dexter Dennis to Two-Way contracts.

October 23: Signed G Josh Green to a contract extension.

November 11: Assigned F Olivier-Maxence Prosper to the Texas Legends (G League).

November 12: Recalled F Olivier-Maxence Prosper from the Texas Legends (G League).

December 27: Waived G Dexter Dennis.

December 28: Signed G Brandon Williams to a Two-Way contract.

January 4: Assigned F Olivier-Maxence Prosper to the Texas Legends (G League).

January 5: Recalled F Olivier-Maxence Prosper from the Texas Legends (G League).

January 6: Assigned F Olivier-Maxence Prosper to the Texas Legends (G League).

January 7: Recalled F Olivier-Maxence Prosper from the Texas Legends (G League).

January 8: Assigned Olivier-Maxence Prosper to the Texas Legends (G League).

January 15: Recalled F Olivier-Maxence Prosper from the Texas Legends (G League).

January 16: Assigned Olivier-Maxence Prosper to the Texas Legends (G League).

January 22: Recalled F Olivier-Maxence Prosper from the Texas Legends (G League).

January 25: Assigned Olivier-Maxence Prosper to the Texas Legends (G League).

January 27: Recalled F Olivier-Maxence Prosper from the Texas Legends (G League).

February 1: Assigned Olivier-Maxence Prosper to the Texas Legends (G League).

February 4: Recalled F Olivier-Maxence Prosper from the Texas Legends (G League).

February 8: Acquired F P.J. Washington and two second-round picks from CHA in exchange for F Grant Williams, G Seth Curry and a top-two protected 2027 first-round pick; Acquired C Daniel Gafford from WAS and sent C Richaun Holmes and a 2024 first-round pick via OKC to WAS, Acquired a 2024 first-round pick via OKC in exchange for a 2028 first-round pick swap from DAL to OKC.

February 22: Assigned Olivier-Maxence Prosper to the Texas Legends (G League); Recalled F Olivier-Maxence Prosper from the Texas Legends (G League).

February 23: Assigned Olivier-Maxence Prosper to the Texas Legends (G League).

February 28: Recalled F Olivier-Maxence Prosper from the Texas Legends (G League).

March 2: Assigned Olivier-Maxence Prosper to the Texas Legends (G League).

March 3: Signed G AJ Lawson to a multi-year contract; Recalled F Olivier-Maxence Prosper from the Texas Legends (G League).

March 4: Signed F Alex Fudge to a Two-Way contract; Assigned Olivier-Maxence Prosper to the Texas Legends (G League).

March 16: Recalled F Olivier-Maxence Prosper from the Texas Legends (G League).

March 18: Assigned Olivier-Maxence Prosper to the Texas Legends (G League).

March 21: Recalled F Olivier-Maxence Prosper from the Texas Legends (G League).

March 22: Assigned Olivier-Maxence Prosper to the Texas Legends (G League).

March 31: Recalled Olivier-Maxence Prosper from the Texas Legends (G League).

Patrick Dumont, Governor



Patrick Dumont became the Dallas Mavericks governor and representative to the NBA Board of Governors on Dec. 27, 2023, after the Adelson-Dumont family purchased the majority controlling interest in the franchise from Mark Cuban. This marked the first change of ownership for the team since Cuban bought the team from Ross Perot Jr. on Jan. 4, 2000.

After serving in a variety of positions since joining Las Vegas Sands in June 2010, Patrick has served as President and Chief Operating Officer since January 2021. He is also a member of the company's Board of Directors.

Throughout his tenure, Patrick has been instrumental in successfully leading key financial and business initiatives for the company. With more than 25 years of experience in finance, corporate strategy and management, he has a proven track record in designing and executing financial and business strategies that maximize company performance, empower employees and provide support to the local community.

Dumont earned a Bachelor of Science in Mechanical Engineering from Johns Hopkins University and a Master of Business Administration from Columbia Business School. Dumont hails from Brooklyn, New York, and resides in Las Vegas, Nevada.

Cynt Marshall, Chief Executive Officer



Cynt Marshall has been a dynamic force for inclusion and diversity within the Mavericks organization and over a 36-year career at AT&T. When Cynt was hired as the CEO of the Mavs in March 2018, she set her sights on a culture transformation. Her vision was for the Mavericks organization to become the NBA standard for inclusion and diversity. Cynt brought transparency, trust and her values-based leadership style that evolved the company culture in her first 100 days. The Dallas Mavericks have twice received the NBA's Inclusion Leadership award.

Prior to her joining the Mavs, Cynt founded [Marshalling Resources](#), a consulting firm specializing in Leadership, Diversity & Inclusion, Culture Transformation and overall optimization of people resources. Upon the company naming its first Chief Inclusion Officer in June 2017, Cynt worked with The Dow Chemical Company to develop and implement a strategy for institutionalizing an inclusive culture. Dow was named to DiversityInc's Top 50 list in 2018 and every year since, claiming the number 7 spot in 2023. The company is also now recognized on Fortune's Great Place to Work lists.

Cynt's notoriety began many years ago as a young Officer at AT&T and grew exponentially when she served as Senior Vice President – Human Resources & Chief Diversity Officer at AT&T. There she was responsible for identifying and developing leaders, aligning employees with the company's vision and priorities, overseeing major business unit HR support, developing and executing the company's diversity, equity and inclusion strategy and skills transformation initiatives. Cynt led the team that created a world class Diversity and Inclusion culture, landing AT&T in the top 3 on

Diversity Inc's 2017 Top 50 list of companies. She also spearheaded the work that for the first time placed AT&T on *Fortune's 100 Best Companies to Work For* list in 2017, one of only two Fortune 50 companies.

Before her SVP-Human Resources and Chief Diversity Office roles, Cynt served as President-AT&T North Carolina where she became the first African-American chair of the North Carolina State Chamber of Commerce. Prior to her North Carolina appointment, Cynt held a variety of executive line and staff, technical and non-technical positions at AT&T and its predecessor companies.

Widely recognized for her visionary leadership and ability to get things done Cynt is the recipient of several honors and awards, including the 2022 Dallas Holocaust and Human Rights Upstander award. In 2021, Forbes named Cynt one of 15 of the world's most inspiring female leaders, Dallas WISE (Women In Sports and Events) honored her with the inaugural Women of Inspiration award, The Women's Forum of New York bestowed the Elly award, and Texas Women's University recognized Cynt with the Virginia Chandler Dyke Leadership award. Cynt received the 2020 Girl Scouts of America Lifetime Achievement award and was touted as one of *Adweek's* 30 Most Powerful Women in Sports. In 2019, Cynt was honored with the Women's Power Legacy Award by *Black Enterprise* and was the recipient of the National ATHENA® Leadership Program Award. This annual award is presented by chambers of commerce, women's organizations and universities worldwide. In 2017, Cynt was honored by *The Network Journal* as one of the 25 Most Influential Women in Business and was honored with the ATHENA® Leadership Program Award by the Dallas Regional Chamber, which recognizes exceptional women who excel in their careers, contribute to their communities and develop women leaders. In March 2020 and several times prior, Cynt was selected as one of the "50 Most Powerful Women in Corporate America" by *Black Enterprise* magazine and named to *Ebony* magazine's 2016 "Power 100" list. In 2014, industry analysts and members of the press conferred on Cynt the *HR Executive of the Year - Best in Biz Award*. For her efforts on behalf of the people of North Carolina, in 2013 Cynt received the prestigious *Leadership North Carolina Governor's Award*, which honors just one citizen each year for lifetime achievements.

Cynt graduated from the University of California-Berkeley with degrees in Business Administration and Human Resources Management and holds four honorary Doctorate degrees. She also earned a Diversity and Inclusion Certificate from Cornell University. Cynt has chaired a variety of non-profit boards and currently serves on the board of Dallas CASA (chair), Dallas Regional Chamber, Texas Women's Foundation, Texas 2036, T.D. Jakes Foundation, Executive Leadership Council (ELC), and is a member of the University of California at Berkeley Board of Visitors and the International Women's Forum. She is also on the corporate Board of Directors of BGSF Staffing, JELD-WEN, Chime Financial, Inc. and Yahoo. Cynt is the co-founder of the National Utilities Diversity Council (NUDC), the California Emerging Technology Fund (CETF) and Pro Sports Assembly.

Cynt's first book, *You've Been Chosen*, was released in September 2022 and was nominated for an NAACP Image award. She grew up in Richmond, California and lives in Dallas, Texas. Cynt and her husband, Kenneth Marshall, have four adult children.

Nico Harrison, General Manager



Nico Harrison was named general manager of the Dallas Mavericks on June 28, 2021. In his first season leading the Mavs, the team posted a 52-30 record and advanced to the 2022 Western Conference Finals. The Mavericks have posted two seasons with at least 50 wins in Harrison's three years as GM (52 in 2021-22, 50 in 2023-24). Harrison also made an immediate impact on the job by orchestrating the signing of Luka Ć to his rookie supermax extension in August of 2021, a record-setting deal. At the trade deadline during the 2023-24 season, he brought in Daniel Gafford and PJ Washington Jr. to the team, and Dallas finished the season with a 21-9 record (.700) after those acquisitions, claiming the fifth division title in team history, and the fifth seed in the 2024 Western Conference Playoffs.

Harrison joined the Mavericks after spending 19 years at Nike, where he most recently held the title of Vice President of North America Basketball Operations. In his role, Harrison supervised Nike's basketball brand managers and worked closely with many of the brand's star players, including Hall of Famers Kobe Bryant and Michael Jordan.

Prior to joining Nike in 2002, Harrison played professional basketball in Belgium for over seven years.

Harrison spent his final three collegiate seasons at Montana State University after transferring from Army West Point. He was a three-time, first team All-Big Sky selection and eclipsed 1,000 points in his three years at MSU. As a senior in 1995-96, Harrison led the Bobcats to a berth in the NCAA Tournament.

The Spokane, Washington, native was also named an Academic All-American and a two-time winner of the Arthur Ashe Jr. Scholar-Athlete Award during his career at MSU. He was inducted into the Bobcat Athletics Hall of Fame in 2015.

Jason Kidd, Head Coach



Jason Kidd is in his third season as head coach of the Dallas Mavericks. In his first season as head coach, he led the Mavs to a 52-30 record and an appearance in the 2022 Western Conference Finals. Kidd was also named the Western Conference Coach of the Month for games played in March/April of 2022 after closing out the season with a 16-5 record in those months. His team has posted two seasons with at least 50 wins in his three seasons as head coach (50 in 2021-22 and 52 in 2023-24).

Kidd, who was inducted to the Naismith Memorial Basketball Hall of Fame in 2018, was named the 10th head coach in Mavericks history on June 28, 2021. He is in his third stint in Dallas after spending eight of his 19 seasons as a player with the team and helping the Mavericks to the 2011 NBA title.

Kidd joined the Mavericks after most recently serving two seasons as an assistant coach with the Los Angeles Lakers, where he was part of the franchise's 2020 NBA championship season.

Kidd's coaching career began in 2013 when he helmed the Brooklyn Nets for one season. He is the third person since the NBA-ABA merger (1976) to become a head coach in the season after he retired as a player. As a rookie head coach, Kidd earned a pair of Eastern Conference Coach of the Month awards (January and March), leading the Nets to 44-38 record and an appearance in the Eastern Conference Semifinals.

On July 1, 2014, Kidd became the head coach of the Milwaukee Bucks in a transaction that sent two second round draft picks to Brooklyn (2015, 2019). He became the first coach in NBA history to lead two teams to the postseason in his first two seasons after helping the Bucks to a 41-41 record and improving on their 15-win season from a year earlier. Kidd finished third in NBA Coach of the Year voting following the 2014-15 season.

In three-plus seasons with Milwaukee, Kidd amassed a 139-152 record and appeared in the playoffs twice before parting ways with the franchise midway through the 2017-18 season.

Kidd was drafted second overall by the Mavericks in 1994 NBA Draft and spent two-and-a-half seasons in Dallas before being traded to Phoenix during the 1996-97 campaign. He shared Rookie of the Year honors with Grant Hill after averaging 11.7 points, 5.4 rebounds and 7.7 assists in his first season.

Kidd returned to Dallas from New Jersey in an eight-player trade in February 2008. Following the trade, Kidd teamed up with former Mavericks superstar Dirk Nowitzki and together they led the Mavericks to the 2011 NBA title, defeating Miami 4-2 to bring the Larry O'Brien Trophy to DFW.

He averaged 12.6 points, 6.3 rebounds, 8.7 assists and 1.9 steals in 1,391 games (1,350 starts) with Dallas, Phoenix, New Jersey and New York. In 500 games with Dallas (all starts), he averaged 10.5 points, 5.5 rebounds, 8.4 assists 1.9 steals and 34.6 minutes.

Kidd's 12,091 career assists and 2,684 career steals are the second-most in NBA history behind John Stockton. His 107 career triple-doubles represent the fourth-most in NBA history. Kidd was a 10-time NBA All-Star, five-time All-NBA First Team selection and four-time All-Defensive First Team pick.

Kidd played two seasons at the University of California. The Oakland, California, native led the Golden Bears to consecutive appearances in the NCAA Tournament and, as a sophomore, was an All-American and the Pac-10 Player of the Year. He also won two Olympic gold medals as a member of Team USA (2000, 2008).

Sean Sweeney, Assistant Coach



Sean Sweeney joined the Dallas Mavericks as an assistant coach in July 2021. Prior to coming to Dallas, Sweeney spent three seasons as an assistant coach with the Detroit Pistons and four seasons as an assistant coach with the Milwaukee Bucks.

Sweeney's NBA career began with Brooklyn Nets where he started as video coordinator before being named assistant coach in advance of the 2013-14 season. Sweeney previously worked with head coach Jason Kidd in both Milwaukee and Brooklyn.

Sweeney served as video coordinator for the University of Northern Iowa and was the director of basketball operations at the University of Evansville. He also held assistant coaching positions at the Anoka Ramsey Community College (Cambridge, MN) and the Academy of Art University in San Francisco.

The Saint Paul, Minnesota, native played one season at the University of Wisconsin-Green Bay before transferring home to the University of St. Thomas (Saint Paul) where he was a three-year starter and earned all-conference honors as a senior in 2005-06.

Jared Dudley, Assistant Coach



Jared Dudley enters his second season as an assistant coach with the Dallas Mavericks. He transitioned to an assistant coaching role with the Mavericks ahead of the 2021-22 season directly following a 14-season NBA career. He spent the last two seasons of his playing career with the L.A. Lakers, where he was a part of the team that won the 2020 NBA title.

Dudley played for Charlotte (2007-08), Phoenix (2008-13, 2016-18), the L.A. Clippers (2013-14), Milwaukee (2014-15), Washington (2015-16), Brooklyn (2018-19) and the Lakers (2019-21). He was selected 22nd overall by the Bobcats in the 2007 NBA Draft.


The San Diego native owns career averages of 7.3 points, 3.2 rebounds, 1.2 assists and 22.3 minutes in 904 games (286 starts). Dudley was a member of six playoff teams, playing in 44 postseason games (two starts) and averaging 4.2 points, 1.8 rebounds and 1.1 assists with the Suns, Clippers, Bucks, Nets and Lakers.

Dudley was a four-year starter at Boston College and averaged 15.9 points, 7.2 rebounds, 3.0 assists and 1.4 steals in 36.4 minutes over 130 games for the Eagles. As a senior, he was the ACC Player of the Year, Second Team All-America and All-ACC First Team. Dudley garnered Big East Most Improved Player and All-Big East First Team honors following his sophomore season after being selected to the Big East All-Freshman Team a

season earlier.

Dudley and his wife, Christina, have three children, Jaylin, Justus and Jolee.

Alex Jensen, Assistant Coach



Alex Jensen joined the Dallas Mavericks as an assistant coach in July 2023. Prior to coming to Dallas, Jensen spent 10 years as an assistant coach with the Utah Jazz since 2013-14. His coaching career began with Saint Louis University (2007-2011), and from there he went on to the Canton Charge, where he was the 2013 D-League Coach of the Year.

Jensen has also spent time as a court coach at the 2018 USA Men's National Team minicamp in advance of the 2018 FIBA World Cup and more recently served as head coach of the 2022 USA Basketball AmeriCup team. He also has seven years of international experience as an assistant with the German National Team.

Jensen enjoyed a seven-year professional career that saw him play internationally in Turkey, Spain, and Japan. A standout player at the University of Utah, he helped the Utes to the 1998 NCAA National Championship where they fell to Kentucky.

Eric Hughes, Assistant Coach



Eric Hughes enters his first season with the Dallas Mavericks as an assistant coach. Previously, he served as an assistant coach for the Philadelphia 76ers each of the last three seasons (2020-23), after being hired as a player development coach ahead of the 2019-20 campaign. Prior to Philadelphia, Hughes held coaching roles with Milwaukee, Brooklyn and Toronto. Before his stint with the Raptors, Hughes worked as the Director of Summer Player Development for Goodwin Sports Management in Seattle for five years (2002-07), creating workout programs and training NBA players. He also served as the head coach at Spokane Community College in Spokane, Washington, during that time. Additionally, Hughes was as an assistant at the University of Washington, as well as the University of California, Berkeley.

A 1989 graduate of California State University, East Bay, Hughes went on to receive a master's degree from Illinois State in 1991. A native of Oakland, California, Hughes and his wife Kristin have two sons, Alexander James (AJ) and Ryan Christopher.

Darrell Armstrong, Assistant Coach




Former Maverick Darrell Armstrong begins his 16th season as an assistant coach after joining Dallas midway through the 2008-09 campaign. For nine summers, Armstrong was the top assistant coach of the Mavericks summer league teams that played in Orlando and Las Vegas.

Armstrong brings 16 years of NBA experience as a player to the bench as he assists with player development.

After going undrafted out of Fayetteville State, Armstrong played in the Global Basketball Association and the United States Basketball League as well as in Cyprus and Spain. Armstrong was eventually signed as a free agent by the Orlando Magic, thus beginning a career that saw him play 14 seasons in the NBA with Orlando, New Orleans, Dallas, Indiana and New Jersey. He played in 840 NBA games and holds career averages of 9.2 points, 4.0 assists and 1.3 steals in 23.7 minutes per game. During his career, Armstrong earned both the NBA's Sixth Man Award and Most Improved Player Award in 1999. He participated in the Slam Dunk Competition at the 1996 NBA All-Star Weekend and was a career 87.1 percent shooter from the foul line. Armstrong was inducted into the Orlando Magic Hall of Fame in February 2020.

Armstrong was traded from New Orleans to Dallas on Dec. 3, 2004, in exchange for Dan Dickau. He played 114 games for the Mavericks until he was traded to Indiana on June 24, 2006. A native of Gastonia, North Carolina, Armstrong has two daughters, Arkia and Mayliah, and one son, Darrell, Jr.

Josh Broghamer, Assistant Coach



Josh Broghamer joined the Dallas Mavericks as an assistant coach in August 2023. Before coming to Dallas, Broghamer worked for the Cleveland Cavaliers from the 2018-19 season to the 2022-23 season as both director of scouting and player development. His other NBA experience includes working for the Milwaukee Bucks under Mavs Head Coach Jason Kidd from 2014-15 to 2017-18 as video coordinator and an assistant coach. Broghamer got his start in the NBA in the video room of the Phoenix Suns during the 2013-14 season. He also has coaching experience from working the U16 USA Basketball camps and Adidas Euro Camp in Treviso, Italy.

Broghamer is from Iowa City, Iowa, and graduated from Northern Iowa University in 2013. He resides in Dallas with his wife, Laurel and son, Lee.

Marko Milić, Assistant Coach



Marko Milić joined the Dallas Mavericks as an assistant coach ahead of the 2022-23 season after spending time with the Basketball Federation of Slovenia, including seven years on the coaching staff, a move that followed a decorated professional playing career.

Milić was the first Slovenian player to be drafted into the NBA when the Philadelphia 76ers selected him in the second round (34th overall) of the 1997 NBA Draft. He was traded to Phoenix in November 1997 and spent two years with the Suns, playing in 44 regular-season games and two playoff games before transitioning back overseas. His professional playing career spanned 21 seasons from 1994 to 2015, and he played in seven different countries (Slovenia, Turkey, Spain, Italy, France, Iran and Kuwait). Among his many accolades, Milić won domestic and European cups with clubs such as Real Madrid (Spain), Fenerbahçe (Turkey) and Fortitudo Bologna (Italy). His No. 12 was retired by Union Olimpija in 2015, only the second number to be retired by the team.

Upon the conclusion of his playing career, Milić earned a FIBA Level 1 coaching license and proceeded to be a key member of the Basketball Federation of Slovenia. He is currently head of the National Senior Team which won the European Championship in 2017 and reached the semifinals of the Tokyo 2020 Olympic Games. Milić is also part of the NBA European Ambassador program, regularly coaching at youth camps across the continent.

Milić and his wife, Vesna, who is also an accomplished basketball professional at the international level, have three daughters.

God Shammgod, Assistant Coach



God Shammgod starts his seventh season as a player development coach for the Dallas Mavericks. Prior to joining team, Shammgod was a player development coach at Providence College from 2012-15, where he worked with players such as Bryce Cotton and Kris Dunn.

In his role, Shammgod helps Mavericks players develop their basketball skills through various on-court drills and serves as an assistant coach on the defensive side of the ball. He has also worked as an assistant coach on the Mavericks summer league teams.

Shammgod was selected after his sophomore season by the Washington Wizards in the second round (45th overall pick) of the 1997 NBA Draft. He appeared in 20 games for the Wizards in 1997-98, before playing professionally in other leagues both domestically and overseas. His international playing experience included stints in Poland, China, Saudi Arabia, Kuwait and Croatia. Shammgod earned league MVP honors twice while playing in China.

A native of New York, Shammgod averaged 10.3 points, 6.6 assists, 2.0 rebounds, 2.0 steals and 32.5 minutes per game in his two seasons at Providence. In his first year with the Friars, he set the Big East freshman assist record en route to being named to the Big East All-Rookie Team. As a sophomore, he led the Friars to the 1997 Elite Eight, where they lost to eventual NCAA champion Arizona Wildcats in overtime.

Keith Veney, Assistant Coach



Keith Veney enters his first season with the Dallas Mavericks, joining the team from the Shot Doc Shooting Academy which he started in 2009 to train NBA and WNBA players, along with holding camps and clinics across the world.

Prior to that he spent time with Nike from 2000-08. Veney played five seasons overseas in France, Iceland, Israel, Poland and Dominican Republic. Veney played in the NBA Summer League with the Sacramento Kings and went to camp in 1999. He still holds the NCAA record for most 3-pointers in a single game (15) and the most 3-pointers in a single game by a freshman (11) twice. He ended college holding the NCAA record for most 3-pointers in a career (410), most games with double digit 3-pointers (6), and most 3-pointers in a season (135). Veney holds the European record for most 3-pointers in a single game (12) in Iceland. He has trained players like Malcolm Brogdon, Caron Butler, and Steve Francis, among others.



MAVERICKS PLAYOFF NOTES

Statistical research assistance provided by the Elias Sports Bureau, STATS LLC, Basketball-Reference.com, NBA.com/Stats, ESPN

50-WIN EXPERIENCE

The **Dallas Mavericks** qualified for the playoffs for the fourth time in the last five seasons and the 25th overall playoff appearance in the franchise's 44-year history.

The Mavericks have secured a playoff spot for the 19th time in the last 24 years. Only Boston (20) and San Antonio (19) have as many appearances in that span of time (since 2000-01). To garner a playoff spot, the team recorded their 50th win (at MIA, 4/10/24), marking the 16th 50-win season in franchise history and Dallas' second under Head Coach Jason Kidd (52-20, 2021-22). Prior to Jason Kidd's tenure, the Mavericks did not reach 50 wins in a season since six years prior in 2014-15.

50-32



The Mavericks won 16 of their last 20 games, going 16-2 (3/7/24-4/10/24) prior to the final two games of the season in which several starters were unavailable.

The 16-2 stretch marked the Mavericks' best 18-game span since the 2010-11 season when the team won the NBA Championship.

During that stretch of games, the Mavericks went on several win streaks, going 4-0, 7-0 and 5-0 to capture the No. 5 seed in the Western Conference and will face the Los Angeles Clippers (51-31) in the first round. The team faces the Clippers in the postseason for the third time in the past five years, with the Clippers having the 2-0 series advantage against Dallas in that span of time.

A SCORCHING START

In addition to the blistering end-of-the-season run the **Dallas Mavericks** had to secure a playoff spot, the team also began the year with one of the best starts in franchise history. The team began the season with a 4-0 record, marking the first time since 2004-05 that Dallas won the first four games of a season, and went on to record a 8-2 start through the first 10 games of the season.

Game One: On Oct. 25, 2023, Dallas faced the San Antonio Spurs in the season opener for the sixth time in franchise history. With a 126-119 victory, the Mavericks garnered their first season-opening win since 2019 (vs. Washington; 10/23/19). In the win, Luka Dončić recorded a game-high 33-point triple-double, posting 33 points (13-25 FG, 3-11 3FG, 4-7 FT), 13 rebounds, 10 assists and two steals for his 57th career triple-double and the first triple-double in a season-opener in Mavericks history. Dončić joins Oscar Robertson (10/21/1961; 10/15/1966) and Giannis Antetokoumpo (10/24/2019) as just the third player in NBA history to record a 30-point triple-double in a season opener.

In his rookie debut (vs. SAS, 10/25/23), center Dereck Lively II posted 16 points (7-8 FG, 2-3 FT), 10 rebounds, one steal and one block for his first career double-double. His 16 points off of the bench is the most by a Mavericks rookie in their debut, beating the previous record of 11 points (Dale Ellis, 1983; Kevin Ollie, 1997; Jonathan Gibson, 2016). His double-double marked the 19th double-double by any NBA rookie coming off the bench in their first game. Lively's 16 points and 10 rebounds marked just the second time a player has recorded 15-or-more points and 10-or-more rebounds while shooting 85-percent-or-better in their NBA debut. Lively's double-double against the Spurs in the season opener (16 points, 10 rebounds) also marked the first by a Mavericks rookie coming off of the bench in their debut.

Game Two: In the home opener against the Brooklyn Nets, the Mavericks beat the Nets 125-120 in wake of Dončić's 49 points, 10 rebounds and seven assists. Of his 49 points, he recorded 27 of them from 9-of-14 shooting from behind the arc, setting a career-high for 3-pointers made in a game in his career. He made four 3-pointers in a row in the fourth quarter, with the last of the four being a contested hook-shot 3-pointer that rang in off the backboard to secure the win. Dončić's 49 points, 10 rebounds and seven assists mark his 14th game with 40-plus points, 10-plus rebounds and seven-plus assists, tying Kareem Abdul-Jabbar for seventh all-time in NBA history for most games with that stat line (Oscar Robertson, 28; Elgin Baylor, Russell Westbrook, 24; James Harden, 22; Wilt Chamberlain, 19; LeBron James, 18; Elgin Baylor, 17; Kareem Abdul-Jabbar, 14, per Elias).

Game Three: Against Memphis (10/30/23), the third game of the season, the Mavericks went 15-of-26 (.578 3FG%) from behind the arc in the first half, tying a franchise record for most 3-pointers made by the team in a half. In the game, Dončić recorded 35 points, 12 rebounds and 12 assists, becoming the first player in NBA history to outright lead his respective team in points, rebounds and assists through the first three games of the season. He also joined Russell Westbrook (2016-17) and Oscar Robertson (1961-62) as the only two players in NBA history to have recorded at least two 30-point triple-doubles in a team's first three games of a season.

Game Four: With a win over Chicago (11/1/23), the Mavericks reached a 4-0 start to the season. The only better start the Mavericks have had in franchise history was in 2002-03 when the team went 14-0 in their first 14 games.



DEADLINE DEALER

On June 28, 2021, General Manager **Nico Harrison** joined the Mavericks. Harrison joined the Mavericks after spending 19 years at Nike, where he most recently held the title of Vice President of North America Basketball Operations.

Harrison re-tooled the roster in his first season, as the Mavericks entered the season with eight players (out of 17, including two-way's) on the roster who were not with the team at the end of last year's playoff run. Harrison made a deadline deal to acquire Spencer Dinwiddie and Dāvis Bertāns in exchange for Kristaps Porzingis in the most notable move of his tenure. He also signed Reggie Bullock, Sterling Brown and Frank Ntilikina in the offseason, an added Marquese Chriss, Theo Pinson and Moses Wright to the roster by the end of the year after navigating through a season where 27 different players played minutes for the Mavericks.

Last season, at the deadline, Harrison traded for Kyrie Irving and Markieff Morris in exchange for Dorian Finney-Smith, Spencer Dinwiddie, a 2029 first-round pick and two second-round picks. Before the season started, Harrison drafted Jaden Hardy in the 2022 NBA Draft, the sole draft pick by the team that draft. He signed Kemba Walker, JaVale McGee and Justin Holiday to contracts through preseason and in the regular season, making moves to bolster the roster.



WASHINGTON AND GAFFORD

P.J. Washington Jr. was acquired by the Dallas Mavericks from the Charlotte Hornets on February 8, 2024 at the NBA trade deadline alongside two second-round picks for Grant Williams, Seth Curry and a 2028 top-2 protected first-round pick.

Washington Jr., who played high school basketball at Lone Star High School in Frisco, Texas, returns to Dallas after averaging 13.6 points, 5.3 rebounds and 2.2 assists through 44 games with the Hornets this season. He leaves Charlotte with the franchise's fifth-most 3-pointers (536) and fifth-most blocks in Hornets history (295).

Daniel Gafford was acquired by the Dallas Mavericks from the Washington Wizards on February 8, 2023 at the NBA trade deadline in exchange for Richaun Holmes and a 2024 first-round pick via the Oklahoma City Thunder.

Gafford comes to the Mavericks after averaging 10.9 points, 8.0 rebounds, 1.5 assists, 1.0 steals and 2.2 blocks with the Wizards through 45 games (45 starts) this season. At the time of the trade, Gafford is one of three players in the NBA this season to average at least one steal and two blocks per game (Victor Wembanyama, Anthony Davis). He had the seventh-highest blocks per game average (2.2) in the NBA this season.



THE DEADLINE DIFFERENCE

POINTS PER GAME POST-TRADE DEADLINE

RANK	TEAMS	PPG
1	INDIANA	121.5
2	LOS ANGELES	121.2
3	BOSTON	120.9
4	OKC	119.0
5	DALLAS	117.2
6	GOLDEN STATE	116.1
7	HOUSTON	115.3
8	DENVER	115.0
9	PHOENIX	114.5
10	SACRAMENTO	113.7
11	CHICAGO	113.7
12	ATLANTA	113.0
13	MINNESOTA	112.7
14	WASHINGTON	112.5

The **Dallas Mavericks** averaged 117.2 points after the trade deadline on Feb. 8 that saw the Mavericks acquire P.J. Washington Jr. and Daniel Gafford, which ranked for the fifth-best offense after the NBA trade deadline.

The team played 31 games (including Feb. 8 at NYK) after the trade deadline concluded at 3 p.m. ET on Feb. 8, going 22-9 over the final stretch of the season. Since Gafford was inserted into the starting lineup, the Mavericks went 21-3 to close out the season.

During the final stretch of games prior to the last two games, the Mavericks have only allowed 105.9 points per game, which is ranked seventh-fewest points allowed in the NBA since March 7. On the flip side, the Mavericks have notched 118.2 points a game in this recent stretch of games, which is the fifth-highest points per game of any team in the league during this time. The Mavericks, Celtics and Nuggets are the only team that are top 10 in fewest points allowed and most points scored since March 7.

Prior to the trade deadline, the Mavericks only won two games in which the team made 12-or-fewer 3-pointers in a game. After the deadline, the Mavericks won eight of such games, going 8-4 in such instances.



AT THE BUZZER

Kyrie Irving hit a left-handed driving hook shot from 21 feet away from the basket to beat the Denver Nuggets, 107-105 (3/17/24). The shot came moments after Luka Dončić tied the game with a 30-foot 3-point make with 25 seconds left in the game.

Irving's shot was just his second career game-winning buzzer beater, the first being against Toronto (12/16/22). The shot came exactly a year from the day Maxi Kleber converted a 3-pointer to beat the Los Angeles Lakers, 111-110 (3/17/23), in a shot that was assisted by Irving. Within the last six years, there have only been three other game-winning buzzer beater in franchise history, including Kleber's 3-pointer over the Lakers. The other two are Dončić's 3-pointer against Boston to beat the Celtics 107-104 (11/6/21), and against the Grizzlies (4/14/21) after Grayson Allen missed two free throws to keep the scoreline within two points, and Dončić converted a 3-point floater to win the game.

Within the last 10 years, there have only been two other game-winning buzzer beaters against a defending champion, Saddiq Bey's shot against the Warriors (1/4/23) and Dwyane Wade's make against the Warriors (2/27/19). Irving's game-winning buzzer beater is the only game-winning buzzer beater over a defending champion in franchise history as far back as data can track (1997-98).

X MARKS THE SPOT



With the Mavericks' game against the Sacramento Kings (3/29/24) tied 103-103 with 28.1 seconds left in the game, **Danté Exum** hit the game hit a critical go-ahead 3-pointer to take the lead against the Kings, 106-103.

Dallas would go on to win the game 107-103 after Luka Dončić missed the first of this two free throws but nailed his second to make it a two-possession game with less than four seconds in the game.

With his go-ahead 3-pointer against the Kings, Exum recorded the first go-ahead or game-tying field goal of his career. Later in the season, he notched his second of such shot after tying the game with a buzzer-beating 3-pointer vs. HOU (3/31/24), 129-129. The Mavericks went on to win the game 147-136, the team's seventh game this season with at least 140 points.



CLUTCH-TIME MAVERICKS

The Dallas Mavericks ended the season having been in 32 clutch situations this season. A "clutch" game in the NBA is defined by a game that is within a score margin of five points within the last five minutes. Within such instances, the Mavericks have a 23-9 record in clutch games, the second-best record in such situations in the league behind just the Los Angeles Lakers (24-9). The team has the fifth-best shooting percentage in clutch moments (47.5 FG%), the fourth-best 3-point shooting percentage in clutch moments (36.8 3FG%) and the third-best free throw shooting percentage in the clutch (85.5).

WIN PERCENTAGE IN THE CLUTCH, 2023-24

TEAMS	WIN%
LOS ANGELES LAKERS	72.7
DALLAS MAVERICKS	71.9
DENVER NUGGETS	65.0
BOSTON CELTICS	63.6
OKLAHOMA CITY THUNDER	63.2
CHICAGO BULLS	61.4

FIELD GOAL PERCENTAGE IN THE CLUTCH, 2023-24

TEAMS	FG%
DENVER NUGGETS	53.0
OKLAHOMA CITY THUNDER	52.5
CHICAGO BULLS	48.4
INDIANA PACERS	48.3
DALLAS MAVERICKS	47.5
CHARLOTTE HORNETS	47.2

FREE THROW PERCENTAGE IN THE CLUTCH, 2023-24

TEAMS	3FG%
MEMPHIS GRIZZLIES	87.6
LOS ANGELES CLIPPERS	87.4
DALLAS MAVERICKS	85.5
PHOENIX SUNS	84.7
PHILADELPHIA 76ERS	84.7
DETROIT PISTONS	84.2

DALLAS KAI-LIGHTS



On February 6, 2023, G **Kyrie Irving** was traded to the Mavericks from the Brooklyn Nets in exchange for Dorian Finney-Smith, Spencer Dinwiddie, a 2029 first-round pick and a 2027 second-round pick and a 2029 second round pick.

The addition of Irving added a different facet to the Mavericks. Last season, Irving led the league in fourth quarter scoring, totaling 551 fourth-quarter points and averaged 9.3 points in the final frame. This season in 2023-24, Irving is seventh in the league with a 7.3 average in the fourth quarter.

Against Houston (4/7/24), Irving recorded a Mavericks-high 48 points (15-25 FG, 3-8 3FG, 15-17 FT), seven rebounds and two assists. Of his 48 points, he notched a season-high 19 points in the fourth quarter, the most points scored in the fourth quarter by a Mavericks player this season, while spearheading the way for the Mavericks to record their tied-seventh-largest comeback in franchise history.

In January, Irving recorded 44 points (15-26 FG, 6-10 3FG, 8-9 FT), four rebounds, 10 assists and two steals against the New York Knicks (1/11/24) in a game where Dončić was absent.

His 44-point outing against the Knicks marked his second-most points recorded in a game as a Mavericks player. His previous high was 41 points at ATL (4/2/23), a number he has since surpassed three times with his 44 vs. NYC (1/11/24), 42 points vs. NOP (1/15/24) and 48 vs. HOU (4/7/24). His 44 and 42 points marked the first time he has recorded 40 points twice in a span of three games as a Maverick.

Irving's 44-point, 10-assist efforts against the Knicks (1/11/24) made him the second player in Mavericks history to record at least 40 points and 10 assists in a game (Luka Dončić). Although Dončić has done so many times, Irving is the only other player to do so with points and assists, and the ninth player in franchise history to record a 40-point double-double overall.

ONE OF A KAI-ND

After recording 42 points vs. NOP (1/15/24), **Irving** notched a five-game streak of recording 30-or-more points, tied for the second-longest streak of 30-plus-point games in his career (6-game streak, 1/19/23-1/28/23; 5-game streak, 3/14/19-3/23/19). He is one of seven players this season to record at least a five-game streak of 30-plus points (Joel Embiid, Luka Dončić, Trae Young, Kevin Durant, Shai Gilgeous-Alexander, Giannis Antetokounmpo). Including Irving, only three players in Mavericks history has had at least five consecutive games with 30-or-more points, one of which was Luka Dončić who extended a franchise-record with 11 consecutive games of 30-plus points (Mark Aguirre).

In the three-game span from Jan. 11, 2024 to Jan. 15, 2024, Irving totaled 119 points, tying his third-most points across any three-game span in his career (119, 1/25/20-1/31/20; 125, 3/10/22-3/23/22; 132, 3/8/23-3/15/22). At the start of the new year, Irving recorded nine rebounds at UTA (1/1/24), nine vs. POR (1/3/24) and nine vs. POR (1/5/24), marking the first time in his career he has recorded at least three consecutive games with nine-or-more rebounds. In addition to the eight rebounds he recorded vs. MIN (1/7/24) and eight vs. MEM (1/9/24), Irving recorded eight-plus rebounds in at least five consecutive games for the first time in his career.

Since joining the Mavericks in Feb. 2023 last season, Irving averaged 26.0 points through 78 games played, adding 5.0 rebounds and 5.4 assists. In games he has appeared in, the Mavericks are 47-31. However, for stretches in January this season and four games last season, Irving was without Dončić for 11 games. In games without Dončić, Irving averaged 30.0 points, 5.4 rebounds and 6.6 assist, and the Mavericks went 7-4 in such games.

After playing against the reigning champions Denver Nuggets on March 17, Irving appeared in his 18th consecutive game, the longest streak of games he has appeared in since 2016. He ended his streak of games played at 31 after missing the penultimate game of the season vs. DET (4/12/24). Irving ended the season .003 field goal percentage away from his second career 50-40-90 season after he shot .497 FG%, .411 3FG, .905 FT%.



WORLD'S FINEST

Luka Dončić and **Kyrie Irving** became just the third duo in NBA history to end the season recording at least 25 points, five rebounds and five assists each. Dončić finished the season winning the first scoring title in Mavericks history with 33.9 points per game, while adding 9.2 rebounds and 9.8 assists per game. Irving averaged 25.6 points, 5.0 rebounds and 5.2 assists. The only other duos who have done so in the same season are Stephen Curry and Kevin Durant (2018, 2019) and James Harden and Russell Westbrook (2020).

The duo is the only pair in franchise history to record at least 25 points per game in the same season, having done so twice (2022-23; 2023-24). The only pairs of teammates to average at least 20 points in the season are (Mark Aguirre, Rolando Blackman; Mark Aguirre, Adrian Dantley; Jim Jackson, Jamal Mashburn; Michael Finley, Dirk Nowitzki; Luka Dončić and Kristaps Porziņģis).

At MIL (11/18/23), Irving and Dončić had 16 and 15 field goal makes, respectively, marking the second time in team history that two players have had 15-or-more field goal makes in the same game for the Mavericks (Mark Aguirre, Rolando Blackman, 1983-84). In the last five years, only five pairs of teammates in the NBA have had at least 15 field goals in the same game.

With Irving's highest-scoring game as a Maverick vs. HOU (4/7/24) (48 points) and Dončić's near 35-point triple-double that game (37-9-12), the duo combined for at least 35 points in the same for the fourth time as Mavericks, surpassing the duo of Mark Aguirre and Rolando Blackman for the most-35-points-in-the-same-game instances.

Last season, the pair recorded 40 points vs. PHI (3/2/23), marking the first time in franchise history that Dallas had two 40-point scorers in the same game. It marked just the third time in NBA history that two teammates have recorded at least 40 points and five assists in the same game in a non-overtime game in either the regular season or playoffs. Irving in 2016 had such an instance with LeBron James after the pair both had 41 points and six and seven assists, respectively (vs. GSW, 6/13/16).

THREAT FROM DEEP

The **Dallas Mavericks** finished third in the league this season in 3-pointers made with 1,197, shooting 1,197-for-3,242 for a .369 clip from behind the arc. The team's 1,197 3-pointers total for the season ranked for the second-most 3-pointers in a single season in franchise history (1,246, 2022-23).

The Mavericks are the second team in NBA history to record 15-or-more threes in a game for the first five games of the season, tied with the 2019-20 New Orleans Pelicans who also did so for the first five games of the season. After failing to make 15 3-pointers against the Charlotte Hornets (14, 11/5/23), the Mavericks have recorded 15-or-more threes in their following four games to make them the first team in NBA history to record 15-or-more 3-pointers in nine of a team's first 10 games.

The Mavericks had two players shoot over 40.0% from behind the arc (min. 100 3FGA): Dante Exum and Kyrie Irving. Exum ranked second in the league in 3FG% after shooting .491 from deep (min. 100 3FGA), only behind OKC's Aaron Wiggins (.492 3FG%). Of players who attempted more than 400 3-pointers this season, Irving ranked 10th overall with a .411 3-point percentage (.461, Grayson Allen; .442, Mike Conley; .429, CJ McCollum; .424, Sam Hauser; .415, D'Angelo Russell; .414, Naz Reid; .413, Malik Beasley; .413, Paul George; .413, Kevin Durant).

With Dončić (284), Hardaway Jr. (211) and Irving (173), the Mavericks saw three players record at least 170 3-pointers in the same season for the first time in franchise history, and the second time in franchise history that the team had three players record at least 150 3-pointers in the same season (2022-23, Dončić, Hardaway Jr., Reggie Bullock). They are one of three teams this season to have at least three players with at least 170 3-pointers this season (Atlanta; Boston).

GAFF DOES NOT MISS

Daniel Gafford led the league in field goal percentage this season after making 348-of-480 from the field for a .725 field goal percentage and recorded the second-highest field goal percentage in franchise history (min. 400 FGA) (.726 FG%, Wilt Chamberlain, 1972-73).

With the Mavericks, Gafford went 145-of-186 from the field for a .780 shooting percentage post-trade deadline. He and Dereck Lively II became the first pair of teammates to record a .725 field goal percentage in the same season in NBA history (min. 200 FGA), and Gafford becomes the second player in NBA history to record at least a .725 FG% (min. 200 FGA) in multiple seasons (.732, 2022-23) (Mitchel Robinson).

Gafford and Rudy Gobert are the only players to have at least .693 field goal percentage through a season (min. 400 FGA) multiple times. Since joining the league in 2019-20, only Robert Williams (.731) has a higher field goal percentage than Gafford (.731), although the former has attempted 735 less shots.

Since 2020-21, only Gafford, Gobert, Jakob Poeltl, Clint Capela, Jarrett Allen and Myles Turner have had four seasons with at least 75 blocks. This season, Gafford has 153 blocks, the most blocks in a season in his career (prev. 99 blocks, 2022-23, 2021-22). He has the seventh-most blocks in the league this season and becomes just the second Maverick to have 150-or-more blocks in a season (Shawn Bradley).

Gafford set a new record in the play-by-play era (1996-97) for most consecutive field goal makes in a row without a miss after hitting 33 straight field goals, two away from tying Wilt Chamberlain's record (35) for most consecutive field goal makes. His 33 straight field goal makes is the second-longest in NBA history. Going 9-of-9 from the field vs. CHI, his former team, Gafford recorded the most consecutive field goal makes in a game since the play-by-play era (since 1996-97), surpassing Derrick Favors' 22 straight makes in 2019-20 by finishing the game with 28 straight makes (7-7 FG vs. IND, 3/5/24; 5-5 vs. MIA, 3/7/24; 7-7 at DET, 3/9/24; 9-9 at CHI, 3/11/24) before later extending the total to 33.

Later in the season, Gafford set the second-longest consecutive field goal make streak in the play-by-play era (1996-97) after going 12-of-12 from the field at CHA (4/9/24), which marked a franchise record for most field goals made in a game without a miss in franchise history (previous: Brandan Wright, 10-10, at LAL 4/4/14). He had a 23 consecutive field goal make streak that ended with his second shot against DET (4/12/24) missing, becoming the second-longest in the play-by-play era (His 33 streak). He is the only player in the play-by-play era to have multiple streaks of at least 20 FGM.

He is one of six players in NBA history to record back-to-back games with at least 15 points on 100-percent shooting (DeAndre Jordan; Boris Diaw; Tyrone Hill; Fouts Walker; Wilt Chamberlain), and the first player to do it since DeAndre Jordan in 2016 after going 9-of-9 at CHI (3/11/24) and 7-of-7 at DET (3/9/24).

In his first game as a Maverick (vs. OKC, 2/10/24), Gafford recorded 19 points and nine rebounds, the second-most points coming off the bench in a Mavericks debut (25, Christian Wood, 10/19/22). In his second game with Dallas (vs. WAS, 2/12/24), Gafford recorded 16 points, 17 rebounds, two assists, two steals and five blocks for his third career 15-15 game. His five blocks and two steals made him the first Maverick in the last five years to have at least five blocks and two steals. His 14 rebounds in the first half is a career-high and is the most by a Maverick in a half since 2018 (14 vs. LAC, 12/2/18, DeAndre Jordan).



LOOKING LIVELY, ROOK

Dereck Lively II led all rookies in field goal percentage (min. 200 FGA), and third amongst all rookies in rebounds per game and blocks per game. His 77 blocks on the season is the third-most in franchise history by a rookie (81, Sean Rooks; 79, Roy Tarpley), and he recorded 77 blocks with 20 less games played than Roy Tarpley and 17 games less than Sean Rooks.

Lively ended the season with the highest field goal percentage by any rookie in NBA history (min. 40 games played) after shooting .747 from the field in his first year. He had a streak of nine games with a block to start his NBA career (10/25-11/12/23), becoming the only Mavericks rookie to accomplish that feat. He is one of 20 players in NBA history to have a block in the first nine games of their career since 1970-71.

With two instances of 20-plus points on .910 field goal percentage in the same season, Lively became just the fifth rookie in NBA history to have multiple of such occasions in a season. He also recorded 20 points (9-9 FG) and a career-high 16 rebounds and seven blocks vs. OKC (12/2/23), becoming the first rookie in NBA history within the shot-clock era to record a 10-15 game on perfect shooting from the field.



RECORD-BREAKING SEASON

- Became the **first player in NBA history** to average at least 33.0 points (33.9), 9.0 rebounds (9.2) and 9.0 assists (9.8) in a season.
- **Led the league** in points per game (33.9) and total points (2,370) – both Mavs franchise records.
- Posted a NBA-high **16 30-point triple-doubles**, the 5th-most in a single-season in NBA history.
- Has produced a career-high 50 30-point efforts, breaking his own single-season franchise record of 44 set in 2022-23.
- Set NBA record for **most consecutive 30-point triple-doubles** with six.
- Set the record for **most consecutive 35-point triple-doubles** with five.
- Produced the **first 25-point triple-double in a half in NBA history** when he recorded 29 points, 10 rebounds and 10 assists in the opening half vs. Utah on Dec. 6.
- Notched his 75th career triple-double, becoming the ninth player in NBA history to reach the milestone and moving one triple-double shy of tying James Harden (76) for the eighth-most triple-doubles in NBA history.
- Led the league in 35-point games (32) and 40-point efforts (13).
- Also led the league in 35-point triple-doubles (11) and 40-point triple-doubles (2).
- Recorded **Mavs franchise-record 21 triple-doubles** in 2023-24 after recording his 77th career triple-double with a 39-point, 12-rebound, 10-assist showing at CHA (4/9/24), beating his previously set record of 17 in 2019-20.
- **Most 3-pointers made in a single season in franchise history** with 284 as of 4/10 at Miami, second only to Steph Curry in 2023-24.
- Recorded ninth consecutive 30-point, 5-rebound, 5-assist game, tying Oscar Robertson for the longest streak in NBA history (12/18/23).
- Recorded **10 consecutive games with at least 30 points** (12/18/23), the longest streak of his career and a franchise-high.
- Surpassed Dirk Nowitzki for most 35 point games in franchise history (79) after 40 at POR (12/16/23).
- Recorded the most 15-5-5 quarters in the play-by-play era with five.

THERE'S MAGIC IN THE AIR

Luka Dončić garnered a career-high and franchise-most 73 points in a 148-143 win over the Atlanta Hawks at State Farm Arena on January 26, 2024. In a record-setting night, Dončić tied for the fourth-most points scored in a game in NBA history, with only three other players recording 73-or-more points (Wilt Chamberlain, Kobe Bryant and David Thompson). His 73 points was the most points recorded in a game this season and the most recorded in a game since Kobe Bryant's 81 in 2006.

Dončić's 73 points was one of 15 games with a player scoring 70-or-more points in NBA history and one of 11 games with the player doing so with a 70-point double-double. Only Dončić and Wilt Chamberlain have had at least one 73-plus point double-double in NBA history. With 73 points (25-33 FG, 8-13 3FG, 15-16 FT), 10 rebounds, seven assists and a steal, Dončić became the second player in NBA history to have multiple games with 60-plus points, 10-plus rebounds and five-plus assists and the first in over 50 years (Elgin Baylor, 63-31-7 vs. PHW on 12/8/61; 64-17-8 vs. BOS, 11/8/59). His seven assists marked the most assists in a 70-point effort in a non-overtime game (Donovan Mitchell, 71 points & 11 assists vs. CHI in overtime).

Missing just eight shots the entire night and going 25-for-33, Dončić recorded the most efficient 70-point game in NBA history with a .758 field goal percentage. Only Wilt Chamberlain's 66 points on 29-for-35 shooting (.829) and Karl Malone's 61 points on 21-for-26 shooting (.808) are the 60-plus-point efforts on higher efficiency than Dončić's 73 points on 25-for-33 shooting (.758). There were only two efforts with at least 50 points in NBA history with better efficiency where the player recorded at least 50 points and eight 3-pointers (50 points with 9 3-pointers, Kyrie Irving at CHA on 3/8/22; 50 points with 8 3-pointers, Jamal Murray at CLE on 2/19/21). With 33 field goal attempts, Dončić was the only player in NBA history to record at least 70 points with 33-or-fewer field goal attempts. Dončić's 25 field goals made marked a new franchise-record, breaking Mark Aguirre's record 21 field goals made (at DEN, 3/24/84) that Dončić once tied in his 60-21-10 effort vs. NYK (21 FGM, 12/27/22).

At halftime, Dončić had 41 points (16-21 FG) against the Hawks, setting a new franchise record for points in a single half (previous: 34, Dirk Nowitzki, 2nd half, vs UTA 11/3/09). His 41-point half is the 15th 40-point half in the past 20-plus years in NBA history. His 16 field goals made is the third-most in a half in NBA history (18, Kobe Bryant vs. TOR, 1/22/0; 17, Brandon Jennings vs. GS, 11/14/09), doing so with the third-highest efficiency (min. 15 FGM) behind Kenneth Lofton Jr.'s 15-for-18 (.833) shooting at OKC (4/9/23) and Brandon Jennings' 17-for-21 (.810) shooting vs. GS (11/14/09).

Dončić (73) and **Josh Green** (21) combined for 94 points between the two, tying Kobe Bryant (81) and Smush Parker (13) for the most combined points by any two teammates in the last 40 years (94 points). They are tied for the third-most combined points by any two teammates in the last 60 years (98 points, 51, Kiki Vandeweghe & 47, Alex English vs. DET, 12/13/83; 95, 45, Mike Mitchell & 50, George Gervin vs. MIL, 3/6/82).



TRIPLE-DONČIĆ

Luka Dončić has a franchise-best 77 triple-doubles, which are already more than every other current and former Maverick combined (40). Dončić recorded a league-high 17 triple-doubles in 2019-20, becoming the youngest player in NBA history (21 years, 168 days) to lead the league outright in the category., becoming the franchise's all-time leader. He set a single-season franchise record for most triple-doubles in a season with 21 in 2023-24. He has missed a triple-double by 1 rebound or 1 assist on 29 occasions in his career (9 time this season).

MOST TRIPLE-DOUBLES BY A MAVERICK IN FRANCHISE HISTORY

PLAYER	TPL-DBL
LUKA DONČIĆ	77
JASON KIDD	21
MICHAEL FINLEY	6

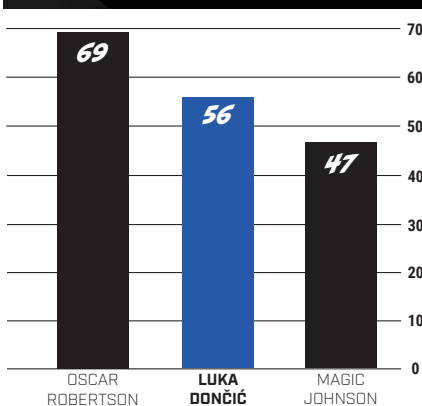
MOST TRIPLE-DOUBLES BY A MAVERICK IN SINGLE SEASON

PLAYER	TPL-DBL
LUKA DONČIĆ <small>2023-24</small>	21
LUKA DONČIĆ <small>2019-20</small>	17
LUKA DONČIĆ <small>2021-22</small>	11
LUKA DONČIĆ <small>2020-21</small>	11
LUKA DONČIĆ <small>2022-23</small>	10
JASON KIDD <small>1995-96</small>	9

MOST 30-POINT TRIPLE-DOUBLES BY A MAVERICK

PLAYER	TPL-DBL
LUKA DONČIĆ	46
JASON KIDD	2
MICHAEL FINLEY	2

MOST TRIPLE-DOUBLES BEFORE TURNING 24



Dončić holds the record for the most triple-doubles (32) prior to the age of 22. In fact, he had more than double the combined triple-doubles of the next two placeholders (Magic Johnson, 13; Ben Simmons, 12). Dončić also broke the record for most triple-doubles before turning 23 years old with his game vs. CHI (1/9/2022) and holds the all-time record with 45 (Oscar Robertson, 38).

2023-24 TRIPLE-DOUBLES LEADERBOARD

PLAYER	TPL-DBL
DOMANTAS SABONIS	26
NIKOLA JOKIĆ	25
LUKA DONČIĆ	21

ALL-TIME 40-POINT TRIPLE-DOUBLES LEADERBOARD

PLAYER	TPL-DBL
OSCAR ROBERTSON	33
JAMES HARDEN	16
RUSSELL WESTBROOK	13
LUKA DONČIĆ	8
WILT CHAMBERLAIN	7
LEBRON JAMES	6

ALL-TIME 35-POINT TRIPLE-DOUBLES LEADERBOARD

PLAYER	TPL-DBL
OSCAR ROBERTSON	59
RUSSELL WESTBROOK	29
LUKA DONČIĆ	27
JAMES HARDEN	24
NIKOLA JOKIĆ	17
LEBRON JAMES	14
WILT CHAMBERLAIN	13

ALL-TIME 30-POINT TRIPLE-DOUBLES LEADERBOARD

PLAYER	TPL-DBL
OSCAR ROBERTSON	106
RUSSELL WESTBROOK	48
LUKA DONČIĆ	46
LEBRON JAMES	38
JAMES HARDEN	35
NIKOLA JOKIĆ	33
GIANNIS ANTETOKOUNMPO	18
WILT CHAMBERLAIN	21
LARRY BIRD	17
MAGIC JOHNSON	17

ALL-TIME 20-POINT TRIPLE-DOUBLES LEADERBOARD

PLAYER	TPL-DBL
OSCAR ROBERTSON	174
RUSSELL WESTBROOK	132
LEBRON JAMES	97
NIKOLA JOKIĆ	94
MAGIC JOHNSON	85
LUKA DONČIĆ	71
JAMES HARDEN	64
WILT CHAMBERLAIN	54
LARRY BIRD	40

25-10-10



Dončić became the first player in NBA history to record a 25-point triple-double through a single half after facing the Utah Jazz (12/6/23). He ended the night with a 40-point triple-double (40-10-11), sitting the entirety of the fourth in a blowout win, 147-97. The 50-point win was the franchise's sixth 50-point win and tied for the third-largest win in franchise history.

After his 73-point performance at ATL (1/26/24) in which he recorded 10 rebounds and seven assists as well as 73 points and his preceding performance against the Sacramento Kings (1/27/24), he became the first player to average a 50-point triple-double over the span of two games. He recorded 28 points, 10 rebounds and 17 assists at SAC.

GREG BROWN III

6'8" • 217 • 9.1.01 • TEXAS • USA



3RD SEASON IN THE NBA

1ST SEASON WITH THE MAVS

CAREER TRANSACTIONS

- » Selected by the New Orleans Pelicans with the 43rd overall pick in the 2021 NBA Draft.
- » Traded by the Pelicans to the Portland Trail Blazers for a 2026 second-round pick and cash (7/30/21).
- » Signed with the Trail Blazers (8/12/21).
- » Signed an Exhibit 10 contract with the Dallas Mavericks (8/14/23).
- » Signed to a Two-Way contract by Dallas (10/21/23).

PROFESSIONAL CAPSULE

- » Holds career averages of 3.8 points, 2.3 rebounds and 11.0 minutes in 70 games (6 starts) with Portland and Dallas.

2023-24 SEASON

- » Appeared in six NBA games (no starts), averaging 2.5 points, 1.5 rebounds, 0.7 assists and 0.7 blocks in 6.7 minutes with Dallas.
- » Played in 26 G League games with the Texas Legends, averaging 17.9 points (.588 FG%, .283 3FG%), 8.3 rebounds, 1.0 assists and 2.6 blocks in 26.4 minutes.
- » Made his Mavericks debut vs. MIN (12/14/23).
- » Scored a season-high 7 points (3-5 FG, 1-2 3FG) with 2 rebounds, 1 assist and 3 blocks vs. POR (1/5/24).

- » Recorded three DNP-CDs...missed seven games due to personal reasons and spent another 66 on the inactive list for assignment to the G League (26)

PRIOR TO NBA/PERSONAL

- » Born Gregory James Brown III in Dallas, Texas to Tonya Wallace and Greg Brown II.
- » Has three younger siblings: sisters Taneyah and Jordyn, brother, Pierce.
- » Mother was a three-year letter winner on the track and field team at Texas from 1998-2000...father was a three-year letter winner on the football team at Texas from 1998-2000.
- » Played one season at Texas (2020-21) and averaged 9.3 points (.420 FG%, .330 3-PT%, .708 FT%), 6.2 rebounds, 1.0 blocks and 20.6 minutes in 26 games (24 starts)...selected All-Big 12 Honorable Mention and named to the All-Big 12 Newcomer and Freshman teams...ranked fourth on Texas in scoring and second in both rebounding and blocks...scored 10+ points 13 times...posted five games with 10+ rebounds...recorded four double-doubles...was twice named Big 12 Newcomer of the Week...posted career highs of 24 points and 14 rebounds in just 26 minutes against Oklahoma State on 12/20/20...had 11 points and 10 rebounds in his collegiate debut against UT Rio Grande Valley on 11/25/20, becoming the fourth Texas freshman to have a double-double in his first game.

	2023-24 HIGHS	CAREER HIGHS	POSTSEASON HIGHS
Points	7 vs. POR 1/5/24	17 at OKC 4/5/22	--
Field Goals Made	3 vs. POR 1/5/24	6 at OKC 4/5/22	--
Field Goals Attempted	5 vs. POR 1/5/24	13 vs. ORL 2/8/22	--
Three Point Field Goals Made	1 vs. POR 1/5/24	4 at SAS 4/3/22	--
Three Point FG Attempted	2 vs. POR 1/5/24	7 vs. ORL 2/8/22	--
Free Throws Made	3 at HOU 12/22/23	5 vs. ORL 2/8/22	--
Free Throws Attempted	5 at DEN 12/18/23	6 2 times (@ DET, 3/21/22)	--
Offensive Rebounds	1 3 times (vs. POR, 1/5/24)	5 vs. SAS 3/23/22	--
Defensive Rebounds	4 at HOU 12/22/23	9 vs. SAS 3/23/22	--
Total Rebounds	5 at HOU 12/22/23	14 vs. SAS 3/23/22	--
Assists	2 at HOU 12/22/23	5 at NOP 4/7/22	--
Steals	--	3 vs. DEN 2/27/22	--
Blocks	3 vs. POR 1/5/24	3 vs. POR 1/5/24	--
Minutes Played	12 at HOU 12/22/23	30 at NOP 4/7/22	--

Greg Brown III - NBA Regular Season Statistics

SEASON	TEAM	GP	GS	MIN	FG	FGA	FG%	3PM	3PA	3P%	FT	FTA	FT%	OR	DR	TOT	A	ST	TO	BS	PTS	PPG
2021-22	POR	48	6	640	81	190	.426	19	61	.311	44	65	.677	38	97	135	35	26	36	24	225	4.7
2022-23	POR	16	0	93	11	28	.393	1	7	.143	5	12	.417	2	17	19	3	4	6	5	28	1.8
2023-24	DAL	6	0	40	5	11	.455	1	3	.333	4	9	.444	3	6	9	4	0	4	4	15	2.5
TOTALS		70	6	771	97	229	.424	21	71	.296	53	86	.616	43	120	163	42	30	46	33	268	3.8
PER GAME		--	--	11.0	1.4	3.3	--	0.3	1.0	--	0.8	1.2	--	0.6	1.7	2.3	0.6	0.4	0.7	0.5	3.8	--



2023-24 GAME-BY-GAME Regular Season STATISTICS (DAL)

DATE	OPP	P/S	MIN	FG	FGA	FG%	3PM	3PA	3P%	FT	FTA	FT%	OR	DR	TOT	A	ST	BS	TO	PF	+/-	PTS	
10/25/23	at SAS																						
10/27/23	BKN																						
10/30/23	at MEM																						
11/01/23	CHI																						
11/03/23	at DEN																						
11/05/23	CHA																						
11/06/23	at ORL																						
11/08/23	TOR																						
11/10/23	LAC																						
11/12/23	at NOP																						
11/14/23	at NOP																						
11/15/23	at WAS																						
11/18/23	at MIL																						
11/19/23	SAC																						
11/22/23	at LAL																						
11/25/23	at LAC																						
11/28/23	HOU																						
12/01/23	MEM																						
12/02/23	OKC																						
12/06/23	UTA																						
12/08/23	at POR																						
12/11/23	at MEM																						
12/12/23	LAL																						
12/14/23	MIN	P	1:46	0	0	.000	0	0	.000	0	0	.000	0	0	0	1	0	0	0	0	1	0	0
12/16/23	at POR	P	0:38	0	0	.000	0	0	.000	0	0	.000	0	0	0	0	0	0	0	0	0	0	0
12/18/23	at DEN	P	8:44	2	2	1.000	0	0	.000	1	5	.200	1	1	2	0	0	0	1	1	1	5	5
12/20/23	LAC																						
12/22/23	at HOU	P	12:08	0	3	.000	0	1	.000	3	4	.750	1	4	5	2	0	0	0	1	-1	3	3
12/23/23	SAS	P	4:36	0	1	.000	0	0	.000	0	0	.000	0	0	0	0	0	1	2	1	-15	0	0
12/25/23	at PHX																						
12/27/23	CLE																						
12/28/23	at MIN																						
12/30/23	at GSW																						
01/01/24	at UTA																						
01/03/24	POR																						
01/05/24	POR	P	11:52	3	5	.600	1	2	.500	0	0	.000	1	1	2	1	0	3	1	2	5	7	7
01/07/24	MIN																						
01/09/24	MEM																						
01/11/24	NYK																						
01/13/24	NOP																						
01/15/24	NOP																						
01/17/24	at LAL																						
01/22/24	BOS																						
01/24/24	PHX																						
01/26/24	at ATL																						
01/27/24	SAC																						
01/29/24	ORL																						
01/31/24	at MIN																						
02/03/24	MIL																						
02/05/24	at PHI																						
02/06/24	at BKN																						
02/08/24	at NYK																						
02/10/24	OKC																						
02/12/24	WAS																						
02/14/24	SAS																						
02/22/24	PHX																						
02/25/24	at IND																						
02/27/24	at CLE																						
02/28/24	at TOR																						
03/01/24	at BOS																						
03/03/24	PHI																						
03/05/24	IND																						
03/07/24	MIA																						
03/09/24	at DET																						
03/11/24	at CHI																						
03/13/24	GSW																						
03/14/24	at OKC																						
03/17/24	DEN																						
03/19/24	at SAS																						
03/21/24	UTA																						
03/25/24	at UTA																						
03/26/24	at SAC																						
03/29/24	at SAC																						
03/31/24	at HOU																						
04/02/24	at GSW																						
04/04/24	ATL																						
04/05/24	GSW																						
04/07/24	HOU																						
04/09/24	at CHA																						
04/10/24	at MIA																						
04/12/24	DET																						
04/14/24	at OKC																						
2023	TTL	6-0	36	5	11	.455	1	3	.333	4	9	.444	3	6	9	4	0	4	4	5	-9	15	15
2023	AVG	--	6.0	0.8	1.8	--	0.2	0.5	--	0.7	1.5	--	0.5	1.0	1.5	0.7	0.0	0.7	0.7	0.8	-1.5	2.5	2.5



LUKA DONČIĆ

6'7" • 230 • 2.28.99 • REAL MADRID • SLOVENIA



6TH SEASON IN THE NBA

6TH SEASON WITH THE MAVS

CAREER TRANSACTIONS

- » Played in Spain (2012-18).
- » Selected by Atlanta in the first round (third overall pick) of the 2018 NBA Draft...draft rights traded to Dallas in exchange for the draft rights to the fifth overall pick Trae Young and a protected 2019 first-round pick.
- » Signed contract extension with Dallas (8/10/21).

PROFESSIONAL CAPSULE

- » Holds career averages of 28.7 points (.470 FG%, .347 3FG%, .747 FT%), 8.7 rebounds, 8.3 assists, 1.2 steals and 34.9 minutes per game in 400 games (all starts)...has the third-highest scoring average in NBA history (min. 100 games) behind Michael Jordan (30.1 ppg) and Wilt Chamberlain (30.1 ppg).
- » Has totaled 11,470 points, 3,472 rebounds and 3,317 assists, joining Oscar Robertson as the only players in NBA history to record at least 10,000 points, 3,000 rebounds and 3,000 assists through their first 400 career games.
- » Has been named an All-Star in five straight seasons (2020-24), the second-most All-Star selections in franchise history behind Hall of Famer Dirk Nowitzki (14)...joined LeBron James, Kobe Bryant, Shaquille O'Neal, Isiah Thomas and Anthony Davis as the only players to earn five All-Star selections before their 25th birthday...has been voted an All-Star starter a franchise-record four times (2020, 2021, 2023, 2024).
- » Has been named to the Kia All-NBA First Team four times (2019-20, 2020-21, 2021-22, 2022-23) and is now tied with Nowitzki for the most All-NBA First Team selections in franchise history...became one of four players (Kevin Durant, Tim Duncan, Max Zaslofsky) to garner four All-NBA First Team selections before age 25...also became one of four players (Larry Bird, George Gervin, Duncan) to earn four-or-more All-NBA honors within their first five seasons since the ABA/NBA merger (1976-77).
- » Has been named Western Conference Player of the Month four times (November 2019, February 2022, December 2022, February 2024), the second-most instances in franchise history (Nowitzki, 6 times).
- » Has been named the Western Conference Player of the Week on 13 occasions (Nov. 18 to 24, 2019; Jan. 4 to 10, 2021; March 29 to April 4, 2021; April 19 to 25, 2021; Feb. 7 to 13, 2022; March 7 to 13, 2022; April 4 to 10, 2022; Dec. 19 to 25, 2022; Dec. 26, 2022 to Jan. 1, 2023; Dec. 11 to 17, 2023; Feb. 5 to 11, 2024; March 4 to 10, 2024; March 25 to 31, 2024), the second-most times in franchise history (Nowitzki, 16 times)...his 13 Player of the Week awards have all come since 2019-20, the most by any Western Conference player over the past five seasons and second-most by any player overall during that stretch (Milwaukee's Giannis Antetokounmpo has earned 14).
- » Among NBA all-time leaders, ranks T-8th in triple-doubles (77), sixth in 20-point triple-doubles (71), fifth in 25-point triple-doubles (63), third in 30-point triple-doubles (46), third in 35-point triple-doubles (27) and fourth in 40-point triple-doubles (8, DAL is 8-0 all-time when he records a 40-point triple-double).
- » Averaged a career-high (league-high) 33.9 points, 9.2 rebounds and a career-high 9.8 assists during the 2023-24 campaign en route to becoming the first Maverick to win the scoring title and the first player in NBA history to average at least 34-9-9 for a season.
- » Has averaged 32.0 points, 8.0 rebounds and 8.0 assists in each of the last two seasons (2022-23 to 2023-24), recording two of the three 32-8-8 seasons in NBA history (Jordan, 1988-89, is the only other player to produce such a season).
- » Has averaged at least 20.0 points, 7.0 rebounds and 5.0 assists in each of his first six seasons, joining Robertson (first 6 seasons, 1960-61 to 1965-66) as the only players in NBA history to average at least 20-7-5 in each of their first five seasons...has also recorded four of the 12 seasons in NBA history averaging at least 28.0 points, 8.0 rebounds and 8.0 assists (Robertson, 5 times, is the only other player to record multiple such seasons).
- » Has recorded 8+ triple-doubles in each of his first six seasons (8 in 2018-19, 17 in 2019-20, 11 in 2020-21, 10 in 2021-22, 10 in 2022-23, 21 in 2023-24), joining Robertson as the only players in NBA history to accomplish the feat...has also produced six of the seven seasons in Mavericks history with 8-or-more triple-doubles (Kidd, 9, 1995-96, is the only other Maverick to accomplish the feat).
- » Has produced 10 30-point, 10-rebound, 15-assist games, the second-most in league history (Robertson, 22).
- » Has recorded two 30-point, 20-rebound, 10-assist games, making him one of six players in NBA history to produce multiple 30-20-10 efforts (Chamberlain, Robertson, Elgin Baylor, Nikola Jokic, Kareem Abdul-Jabbar)...became the youngest player in league history (21 years, 158 days) to produce a 30-20-10 outing when he went for 34 points, 20 rebounds and 12 assists in a 114-110 OT win at SAC (8/4/20).
- » Tied the fourth-highest scoring game in NBA history when he poured in a

franchise-record 73 points (25-33 FG, 8-13 3FG, 15-16 FT) to go with 10 rebounds and 7 assists in DAL's 148-143 win at ATL (1/26/24).

- » Became the first player in NBA history to record a 60-point, 20-rebound triple-double when he posted 60 points, a career-best 21 rebounds and 10 assists in the team's thrilling 126-121 OT win vs. NYK (12/27/22).
- » Became the fourth player in NBA history (Robertson, Magic Johnson, Russell Westbrook) to produce a 30-point, 20-assist triple-double when he went for 31 points, 12 rebounds and a career-high 20 assists in a 125-124 win vs. WAS (5/1/21).
- » Owns the highest scoring average in Mavericks history (min. 100 games) and the second-highest assists average behind Kidd (8.4 apg).
- » Dallas' all-time leader in triple-doubles (77), having produced nearly twice as many as the rest of the Mavericks franchise combined (41)...needed just 119 games to tie Kidd's then-team record of 21 triple-doubles and 122 games to break it (Kidd played in 500 games with Dallas)...is the only Maverick to record 10+ triple-doubles in a single season, having accomplished the feat in each of the last five years...ranks second in team history in double-doubles (218) behind Nowitzki (411).
- » Has recorded seven career 50-point games (DAL is 7-0 all-time in such games), nearly twice as many as the rest of the Mavericks franchise combined (4)...is also the Mavericks' all-time leader in 45-point games (14), 40-point efforts (42) and 35-point outings (101)...has produced the second-most 30-point outings in franchise history (182), behind Nowitzki (245)...ranks third in team history in 25-point efforts (273), fourth in 20-point performances (340) and seventh in double-figure scoring games (394).
- » Ranks second in Mavericks history in 3FGM (1,201), third in defensive rebounds (3,085), fourth in total rebounds (3,472), FTM (2,473) and FTA (3,309), fifth in assists (3,317), sixth in total points (11,470), FGM (3,898) and FGA (8,296), 10th in starts (400), 11th in minutes (13,945), 12th in steals (467) and 20th in games (400).
- » Has led Dallas in points, rebounds and assists in the same game a franchise-record 154 times (including ties), which is the fourth-most instances in NBA history...has recorded at least 10 such games every year since he entered the league (10 in 2018-19; 25 in 2019-20; 22 in 2020-21; 34 in 2021-22; 26 in 2022-23; 37 in 2023-24), after no Maverick had produced 10 such games in a single season before he accomplished the feat as a rookie (Nowitzki held the previous single-season franchise record with 9 in 2006-07)...passed Nowitzki (38) for the most total games leading Dallas in points/rebounds/assists in 139th career game at HOU (1/4/21) (Nowitzki played in 1,522 games for Dallas over 21 seasons).
- » Has recorded 287 career 20-point, 5-rebound, 5-assist games, the most by any player since he entered the league in 2018-19 and the 19th-most in league history...has produced 49-or-more 20-5-5 games in each of the last five seasons (50 in 2019-20, 49 in 2020-21, 49 in 2021-22, 53 in 2022-23, 60 in 2023-24), leading the NBA in such games in 2019-20, 2022-23 and 2023-24, while finishing second in the league the other two years...passed Nowitzki (130) for the most 20-5-5 efforts in franchise history with his 131st career such game vs. NOP (11/8/21).
- » In 2019-20, became the youngest player in NBA history (21 years, 168 days) to lead the league outright in triple-doubles (17).
- » Easily set the NBA record for the most triple-doubles by a player before his 21st birthday (21), 22nd birthday (32) and 23rd birthday (45)...recorded the second-most triple-doubles by a player before his 24th birthday (56) and 25th birthday (66), behind Robertson.
- » Recorded the second-highest scoring average (24.2 ppg) by a player before his 21st birthday in NBA history (James, 25.0 ppg).
- » Named 2018-19 Kia NBA Rookie of the Year after receiving 98 of 100 first-place votes from a global panel of sportswriters and broadcasters...joined Kidd as the only Mavericks to win the award (Kidd shared the honor with DET's Grant Hill in 1994-95)...also became the first international player who did not attend a U.S. high school or college to garner the award since Spain's Pau Gasol in 2001-02...averaged 21.2 points, 7.8 rebounds and 6.0 assists as a rookie, joining Robertson (30.5 ppg, 10.1 rpg, 9.7 apg) as the only rookies in league history to average at least 20 points, 7 rebounds and 6 assists per game.

2023-24 SEASON

- » Averaged a career-high (league-high) 33.9 points, 9.2 rebounds, a career-high 9.8 assists, a career-high 1.4 steals and a career-high 37.5 minutes in 70 games (all starts), becoming the first Maverick in franchise history to win the scoring title and the first player in NBA history to average at least 33-9-9 for a season...at 25 years, 46 days, became the youngest player to win the scoring title since Durant (23 years, 209 days) in 2011-12...his 33.86 points per game in 2023-24 marked the





- 18th-highest single season scoring average in NBA history and the highest since 2019-20 (Harden, 34.34 ppg).
- » Shot 48.7% (804-1,652 FG) from the field, his fifth consecutive season shooting at least 45.0% from the floor...shot a career-high 38.2% (284-744 3FG) from beyond the arc, breaking George McCloud's franchise record (257 3FG in 1995-96) for most 3-pointers in a single season...his 284 3-pointers were the second-most by any player in 2023-24 (Stephen Curry, 357)...shot a career-high 78.6% (478-608 FT) from the line.
 - » Named the Kia Western Conference Player of the Month in two straight months (February 2024, March 2024), becoming the first player in franchise history to garner the award in consecutive months while joining Nowitzki (December 2004, February 2005) as the only Mavericks to receive the honor twice in the same season...finished as one of two players (Jayson Tatum) to win multiple Player of the Month awards in 2023-24 and the only Western Conference Player to do so.
 - » Named the Western Conference Player of the Week on four occasions (Dec. 11 to 17, Feb. 5 to 11, March 4 to 10, March 25 to 31), tying Nowitzki (4 times, 2009-10) for the most in a single season in franchise history.
 - » In addition to leading the NBA in scoring average (34.0 ppg), also led the league in 35-point games (32), 40-point efforts (13), 30-point triple-doubles (16), 35-point triple-doubles (11), 40-point triple-doubles (2) and 20-5-5 games (60)...ranked second in the NBA in assists, third in minutes, eighth in steals and 15th in rebounding...became one of four players in NBA history to finish in the top 15 in points, rebounding, assists and steals (Bird, Westbrook, Jokić).
 - » Produced a career-high 50 30-point efforts, breaking his own single-season franchise record of 44 set in 2022-23...became one of 14 players in NBA history to produce 50-or-more 30-point efforts in a single season (Chamberlain, Jordan, Abdul-Jabbar, Tiny Archibald, Baylor, Bob McAdoo, James Harden, Rick Barry, Bryant, Gervin, Walt Bellamy, Shai Gilgeous-Alexander, Tracy McGrady).
 - » Recorded 21 triple-doubles, breaking his own single-season franchise record of 17 set in 2019-20...became one of seven players in league history to produce 20-or-more triple-doubles in a single season (Westbrook, Robertson, Chamberlain, Jokić, Domantas Sabonis, Harden).
 - » Opened the season by posting 33 points (13-25 FG), 13 rebounds, 10 assists and 2 steals in 34 minutes at SAS (10/25/23), becoming the first Maverick to record a triple-double in a season-opening game and just the third player in NBA history to produce a 30-point triple-double in a season opener (Robertson, 10/21/61, 10/15/66; Antetokounmpo, 10/24/19).
 - » Knocked down a career-high 9 3-pointers en route to tallying 49 points (16-25 FG, 9-14 3FG, 8-10 FT), 10 rebounds and 7 assists in the home opener vs. BKN (10/27/23)...surpassed Aguirre (69) for the second-most 35-point games in Mavericks history (70).
 - » Registered 35 points (11-22 FG, 6-12 3FG), 12 rebounds and 12 assists in 40 minutes vs. MEM (10/30/23), becoming the third player in league history to record a 35-point triple-double within the first three games of the season...also became the third player in NBA history to record two 30-point triple-doubles in the first three games of a season (Robertson, Westbrook).
 - » Registered 44 points (17-21 FG, 6-9 3FG, 4-4 FT), 6 rebounds and 6 assists in 32 minutes vs. LAC (11/10/23)...his 81.0% (17-21 FG) clip marked his highest career FG% in a game.
 - » Racked up 36 points (11-22 FG), 15 rebounds, 18 assists, 2 steals and 2 blocks in 46 minutes vs. OKC (12/2/23), recording the first such stat line in NBA history (since steals and blocks were first recorded in 1973-74)...recorded his second career 35-15-15 game and the 10th in NBA history...became just the second player in NBA history to have multiple games of 35-15-15 (Robertson)...became the first player in NBA history to go for at least 35-15-15 with while knocking down 5 3-pointers in the same game...tied Bird for the ninth-most triple-doubles in NBA history (59)...also tied Johnson for the second-most triple-doubles by a player age 24-or-younger.
 - » Posted his 60th career triple-double with 40 points (14-25 FG, 6-12 3FG), 10 rebounds and 11 assists in 32 minutes vs. UTA (12/6/23), passing Bird (59) for sole possession of ninth place on the NBA's all-time triple-doubles list...had 29 points, 10 rebounds and 10 assists in the first half alone, producing the first 25-point triple-double in a half in NBA history...recorded a 40-point triple-double through three quarters (did not appear in the 4th), joining Harden (twice) as the only players over the past 25+ years (since 1996-97) to post a 40-point triple-double through three quarters of play.
 - » Notched his eighth career 40-point triple-double with 40 points (15-28 FG), including 30 in the first half, to go with 12 rebounds and 10 assists in 37 minutes at POR (12/16/23) en route to passing Chamberlain (7) for the fourth-most 40-point triple-doubles in NBA history...also posted his 79th career 35-point effort, passing Nowitzki (78) for the most 35-point outings in franchise history.
 - » Registered his 36th career 30-point triple-double with 39 points (14-29 FG, 5-10 3FG), 12 rebounds and 10 assists in 32 minutes vs. SAS (12/23/23), passing Harden (35) for the fourth-most 30-point triple-doubles in NBA history.
 - » Recorded 30+ points in a franchise-record 11 consecutive games (11/22-12/18/23), breaking the previous such record held by himself (9 games, 10/19-11/7/22).
 - » Tallied 50 points (15-25 FG, 8-16 3FG, 12-12 FT), 6 rebounds, 15 assists, a season-high-tying 4 steals and a season-best 3 blocks in the team's 128-114 win at PHX (12/25/23), becoming the first player in NBA history to record such a stat line and the second player to record a 50-point game with 15-or-more assists (Harden, 53 points and 17 assists, vs. NYK 12/31/16)...joined Bernard King, Chamberlain and Barry as the only players in league history to score 50+ points on Christmas Day...also eclipsed 10,000 career points with a 34-foot 3-pointer at the 4:52 mark of the first quarter against the Suns, reaching the milestone at the sixth-youngest age (24 years, 300 days) and tied for the seventh-fastest in terms of games (258).
 - » Recorded the highest-scoring month in Mavericks history after averaging 37.5 points, 8.9 rebounds, 11.1 assists, 1.5 steals and 39.5 minutes over his 13 games

- in December, joining Robertson (December 1960) as the only players in NBA history to average at least 35.0 points, 8.0 rebounds and 10.0 assists during any one month (min. 10 games).
- » Poured in a franchise-record (career-high) 73 points (25-33 FG, 8-13 3FG, 15-16 FT), including 41 in the first half, to go with 10 rebounds and 7 assists in DAL's 148-143 win at ATL (1/26/24)...it marked the highest-scoring game in the NBA in 2023-24 and was tied for the fourth-highest scoring effort in league history...it was also the most efficient 70-point game ever, as he finished shooting 75.8% (25-33 FG) from the floor.
- » Followed up his historic 73-point effort against the Hawks by recording 28 points, 10 rebounds and 17 assists the next night vs. SAC (1/27/24), becoming the first player in NBA history to average a 50-point triple-double (50.5 ppg, 10.0 rpg, 12.0 apg) over a two-game span (1/26-1/27/24).
- » Posted his second career 45-point, 15-assist game after totaling 45 points (12-23 FG, 18-21 FT), 9 rebounds, 15 assists and 2 steals in 43 minutes vs. ORL (1/29/24), becoming the only player in NBA history to record multiple 45-15 efforts (50 points and 15 assists at PHX 12/25/23).
- » Produced 35 points (13-27 FG), 18 rebounds, 9 assists, 2 steals, 1 block and only 1 turnover in 43 minutes at BKN (2/6/24), becoming the first player in NBA history to record at least a 35-18-9 with 1-or-fewer turnovers.
- » Beginning on his 25th birthday, recorded a streak of seven consecutive 25-point triple-doubles (2/28-3/11/24), a run that included an NBA-record six consecutive 30-point triple-doubles (2/28-3/9/24) and an NBA-record five straight 35-point triple-doubles (3/1-3/9/24).
- » Registered 30 points (11-23 FG), 12 rebounds, 16 assists and 2 steals in 36 minutes at TOR (2/28/24), becoming the first player in NBA history to record a 30-point triple-double on his birthday.
- » Racked up 39 points (15-30 FG), 10 rebounds and 11 assists in 43 minutes vs. IND (3/5/24), joining Westbrook and Robertson as the only players in NBA history to record a 30-point triple-double in four-or-more consecutive games...recorded his 113th career 30-point double-double, surpassing Nowitzki (112) for the most 30-point double-doubles in Mavericks history.
- » Recorded his fifth straight 30-point triple-double with 35 points (12-24 FG, 7-13 3FG, 4-4 FT), 11 rebounds and 11 assists in 40 minutes vs. MIA (3/7/24), tying Westbrook for the longest 30-point triple-double streak in NBA history...also posted his fourth consecutive 35-point triple-double against the Heat, becoming the first player in NBA history to record a 35-point triple-double in four consecutive games.
- » Totaled 39 points (13-24 FG, 9-10 FT), 10 rebounds, 10 assists, 3 steals and 2 blocks in 37 minutes at DET (3/9/24), recording six straight 30-point triple-doubles...extended his NBA record with five straight 35-point triple-doubles at DET (3/9/24)...tied the record for most consecutive 20-point triple-doubles with seven (Jordan, Robertson) after CHI (3/11/24).
- » Tallied his seventh straight 25-point triple-double with 27 points, 12 rebounds and 14 assists in 34 minutes at CHI (3/11/24), tying Robertson (7 games, 1/1-1/12/61) for the longest 25-point triple-doubles streak in NBA history...with his 3,341st career rebound at the 2:53 mark of the third quarter, passed Shawn Bradley (3,340) for fourth on the Mavericks' all-time rebounds list...with his 1,141st career 3-pointer at the 5:50 mark of the third quarter, passed Jason Terry (1,140) for second place on the Mavericks' all-time 3-point field goals made list.
- » Notched his 75th career triple-double with 29 points, 12 rebounds and 13 assists in 41 minutes at UTA (3/25/24), becoming the ninth player in NBA history to reach 75 career triple-doubles...became the second-fastest player to the milestone in terms of age (25 years, 26 days) and games played (392) behind Robertson (24 years, 27 days; 182 games).
- » Tied a career high with 9 3-pointers en route to tallying 47 points (18-30 FG, 9-16 3FG), 12 rebounds, 7 assists and 2 steals in 35 minutes at HOU (3/31/24), helping the Mavericks snap the Rockets' 11-game win streak...had 22 points, 8 rebounds and 4 assists in the first quarter alone, marking the first time in the play-by-play era (since 1996-97) that a player produced that stat line in a single period.
- » Earned his second straight Player of the Month Award after averaging a 30-point triple-double (32.5 ppg, 10.1 rpg, 10.1 apg) in March and leading the Mavericks to an 11-4 record during the month (11-3 record in his 14 appearances during the month)...it marked the second time in his career that he averaged a 30-point triple-double during any calendar month (November 2019; 32.4 ppg, 10.3 rpg, 10.4 apg) and he joined Robertson (5 times) and Westbrook (twice) as the only other players in NBA history to accomplish the feat multiple times (min. 10 games played).
- » Recorded his 20th triple-double of the season and the 76th of his career with 30 points (11-22 FG, 5-11 3FG, 3-4 FT), 12 rebounds and 11 assists in 39 minutes at GSW (4/2/24), tying Harden (76) for eighth on the NBA's all-time triple-doubles list...also produced his 45th career 30-point triple-double against the Warriors, becoming one of the three players in league history to reach the milestone (Robertson, Westbrook)...with his first 3-pointer of the game (258th of the season), broke McCloud's single-season franchise record (257, 1995-96) for most 3-pointers made.
- » Posted his 77th career triple-double with 39 points (13-25 FG), 12 rebounds and 10 assists in 35 minutes at CHA (4/9/24), again tying Harden for eighth place on the NBA's all-time triple-doubles list...broke Aguirre's single-season franchise scoring record (2,330 in 1983-84) with a 3-pointer at the 10:04 mark of the third quarter (gave him 2,332 points on the year).
- » Missed one game due to left calf strain (10/25/23), one game due to personal reasons (12/1/23), one game due to left quad strain (12/22/23), one game due to left quad soreness (12/28/23), one game due to right ankle swelling (1/5/24), four games due to a right ankle sprain (1/11-1/15/24; 1/31), one game due to left Hamstring soreness (3/14/24), one game due to right knee soreness (4/5/24) and one game due to left ankle soreness (4/12/24).

PLAYOFF CAPSULE

- » Holds career playoff averages of 32.5 points, 9.3 rebounds, 7.9 assists, 1.5 steals and 36.8 minutes in 28 games (all starts)...is the lone player in NBA history with career playoff averages of at least 30.0 points, 9.0 rebounds and 7.0 assists...has





the second-highest scoring average in postseason history (min. 10 games) behind Jordan (33.4 ppg)...joined Chamberlain as the only players in league history to average 30.0 points in each of their first three postseasons and Jordan as the only players to average 30/5/5 in three straight postseasons...holds the NBA playoff record by a player 23-or-younger for most 40-point games (8) and 35-point games (12)...ranks first in Mavericks playoff history in 40-point games (8), and second to Nowitzki (15) in 35-point efforts...has registered three postseason triple-doubles (only Maverick to record a playoff triple-double), including two with 30+ points and one with 40+ points...one of 10 players in league history to record multiple 30-point playoff triple-doubles (James, Robertson, Westbrook, Charles Barkley, Jimmy Butler, Chamberlain, Curry, Harden, Jokic)...has shot 47.3% (320-676 FG) from the field and 36.6% (98-268 3FG) from 3-point range in the postseason.

- » **2022 (DAL):** Guided the Mavericks to the Western Conference Finals after averaging team highs of 31.7 points, 9.8 rebounds, 6.4 assists and 1.8 steals in 36.8 minutes in 15 games (all starts)...joined Barry as the only players age 23-or-younger to average 30.0 points in a single postseason (min. 15 games)...finished T-1st among all players in postseason scoring (Antetokounmpo, 31.7 ppg)...also finished in the top 10 in rebounding (9th, 9.8 rpg), assists (7th, 6.4 apg) and steals (T-4th, 1.80 spg)...scored 20+ points in all 15 games, including 30+ points nine times and 40+ points on three occasions...eclipsed 500 career playoff points with his first basket in Game 6 at UTA (4/28/22)...reached the milestone in his 16th career postseason game, tying Abdul-Jabbar (16 games) for the fifth-fastest to 500 career playoff points (Jordan, 14 games; Chamberlain, 15; Barry, 15; Bob McAdoo, 15).
- » **2021 (DAL):** In seven first-round starts vs. LAC, averaged 35.7 points, 7.9 rebounds, 10.3 assists 1.3 steals and 40.1 minutes...shot 49.0% (96-196 FG) from the field and 40.8% (31-76 3FG) from 3-point range...one triple-double...three games with 40+ points...four 30-point/7-rebound/7-assist efforts...three games with 35+ points...four games with 30+ points...playoff career-high 46 points (17-30 FG, 5-11 3FG) to go with a playoff career-high-tying 14 assists and 7 boards in Game 7 loss at LAC (6/6/21)...his 46 points were tied for the second-most by any player in a Game 7 (Sam Jones, 47, vs. CIN 4/10/63; Dominique Wilkins, 47, at BOS 5/22/88; Kevin Johnson, 46, vs. HOU 5/20/95)...scored or assisted on 77 points for DAL in the final game of the series, the most ever by a player in a Game 7.
- » **2020 (DAL):** In six first-round games (all starts) vs. LAC, averaged team highs of 31.0 points (.500 FG%), 9.8 rebounds and 8.7 assists to go with 1.2 steals in 35.8 minutes...became the fifth player to average at least 30-8-8 in a playoff series (James, Westbrook, Jordan, Robertson) and the first to do so in his first postseason series...recorded two triple-doubles (Games 3 and 4), joining Johnson (2 in 1980) as the only players in NBA history to record multiple triple-doubles within their first four career playoff games...scored 40+ points twice, 30+ points three times and 20+ points on five occasions...in playoff debut, 42 points (13-21 FG, 14-15 FT), 7 rebounds, 9 assists and 3 steals in 38 minutes in Game 1 at LAC (8/17/20)...his 42 points were the most by a player making his playoff debut in NBA history (previous: 38, John Williamson, at PHI 4/11/79)...totaled 126 points, 42 rebounds and 39 assists through his first four career playoff games, joining Robertson (115 points, 44 rebounds, 44 assists) as the only players in league history to rack up at least 100 points, 40 rebounds and 30 assists through their first four career postseason games...despite dealing with a left ankle sprain, game highs of 43 points (18-31 FG, 4-10 3FG), 17 rebounds and 13 assists in 46 minutes while hitting a game-winning step-back 3-pointer at the buzzer in 135-133 OT win over LAC in Game 4 (8/23/20)...became the first player in NBA playoff history to post a 43-point, 17-rebound, 13-assist stat line (Chamberlain, 53-32-14

vs. LAL 3/18/68, is the only player to post those numbers in a regular season game)...became the youngest player in NBA playoff history (21 years, 177 days) to hit a game-winning shot at the buzzer and the youngest to record a 40-point triple-double in the postseason...also joined James, Leonard, Lillard and Jordan as one of five players in league history to cap a 40-point playoff performance with a game-winning shot at the buzzer (Jordan was the only other to do so with his team trailing).

PRIOR TO NBA/PERSONAL

- » Born in Ljubljana, Slovenia.
- » Began basketball career with the youth teams of Olimpija at age 8...signed a five-year contract with Real Madrid at age 13.
- » In 2018, became the youngest-ever EuroLeague and EuroLeague Final Four MVP as he helped lead Real Madrid to the EuroLeague title at age 19.
- » Two-time EuroLeague Rising Star (2017, 2018)...three-time Liga ACB champion (2015, 2016, 2018)...Liga ACB MVP (2018)...two-time Spanish ACB Best Young Player (2017, 2018)...three-time ACB All-Young Players Team (2016, 2017, 2018)...two-time Spanish King's Cup winner (2016, 2017)...FIBA Intercontinental Cup champion (2015)...EB Next Generation Tournament champion and MVP (2015).
- » Has represented the Slovenian senior national team since 2017, winning his first 17 games with the club.
- » Helped Slovenia to the 2017 EuroBasket title in his first year with the senior national team, where he was named to the competition's All-Tournament Team along with teammate Goran Dragić, who was voted MVP.
- » Led Slovenia to the bronze medal game, where it lost 107-93 to Australia, at the 2020 Olympic Games in Tokyo in the country's first Olympic appearance in men's basketball (Slovenia, 2.1 million, became the smallest country to participate in an Olympic men's basketball tournament since Estonia and Latvia in 1936)...in six games, averaged 23.8 points (2nd in tournament), 9.7 rebounds (T-2nd) and a tournament-best 9.5 assists in 32.7 minutes (4th)...in first group phase game vs. Argentina (Olympic debut), scored an Olympic-high 48 points (12-15 FG, 6-14 3FG, 6-7 FT) to go with 11 rebounds and 5 assists...his 48 points were tied for the second-most in a single Olympic game ever (Australia's Eddie Palubinskas, 48 vs. Mexico, 1976; Brazil's Oscar Schmidt, 55 vs. Spain, in 1988)...recorded third-ever Olympic triple-double in 89-90 semifinal loss vs. France with 16 points, 10 rebounds and Olympic-high 18 assists.
- » Announced The Luka Dončić Foundation in August 2021...the international nonprofit's goal is to support is to support Dončić's native Slovenia and the communities of North Texas.
- » Pledged to pay for funeral and grief counseling services in the aftermath of the tragic shooting that took place at Vladislav Ribnikar Elementary School in Belgrade, Serbia, in May 2023.
- » Helped Texans get through the historic winter snowstorm in February 2021 by joining the Mavericks in donating \$1.25 million to the Mayor's Disaster Relief Fund and other sources for winter storm relief.
- » Became Jordan Brand's first European born-and-raised signature athlete in 2019.
- » Became one of the first 12 players in NBA history to wear No. 77 when he debuted in 2018-19, the same number he has donned for the Slovenian national team...wore No. 7 for Real Madrid.
- » Has three dogs, Hugo, Gia and Viki.
- » Name is pronounced LOO-kuh DON-chitch.
- » On X as @luka7doncic.

	2023-24 HIGHS		CAREER HIGHS		POSTSEASON HIGHS	
Points	73 at ATL 1/26/24	73 at ATL 1/26/24	73 at ATL 1/26/24	46 at LAC 6/6/21		
Field Goals Made	25 at ATL 1/26/24	25 at ATL 1/26/24	25 at ATL 1/26/24	18 vs. LAC 8/23/20		
Field Goals Attempted	33 at ATL 1/26/24	33 at ATL 1/26/24	35 at NOP 2/17/22	37 at LAC 6/2/21		
Three Point Field Goals Made	9 2 times (@ HOU, 3/31/24)	9 2 times (@ HOU, 3/31/24)	9 2 times (@ HOU, 3/31/24)	7 vs. LAC 5/28/21		
Three Point FG Attempted	17 at CHA 4/9/24	17 at CHA 4/9/24	17 at CHA 4/9/24	13 3 times (@ GSW, 5/26/22)		
Free Throws Made	18 vs. ORL 1/29/24	18 3 times (vs. ORL, 1/29/24)	18 3 times (vs. ORL, 1/29/24)	14 2 times (vs. GSW, 5/22/22)		
Free Throws Attempted	21 vs. ORL 1/29/24	22 2 times (@ HOU, 1/2/23)	22 2 times (@ HOU, 1/2/23)	17 vs. GSW 5/22/22		
Offensive Rebounds	5 vs. BOS 1/22/24	6 vs. CHI 1/17/21	6 vs. CHI 1/17/21	3 vs. PHX 5/6/22		
Defensive Rebounds	17 at BKN 2/6/24	17 at BKN 2/6/24	17 at BKN 2/6/24	16 vs. LAC 8/23/20		
Total Rebounds	18 2 times (@ BKN, 2/6/24)	21 vs. NYK 12/27/22	21 vs. NYK 12/27/22	17 vs. LAC 8/23/20		
Assists	18 vs. OKC 12/2/23	20 vs. WAS 5/1/21	20 vs. WAS 5/1/21	14 2 times (@ LAC, 6/6/21)		
Steals	4 4 times (vs. UTA, 3/21/24)	5 at DEN 1/7/21	5 at DEN 1/7/21	4 2 times (vs. PHX, 5/12/22)		
Blocks	3 at PHX 12/25/23	4 at CHA 1/13/21	4 at CHA 1/13/21	2 4 times (vs. GSW, 5/24/22)		
Minutes Played	46 vs. SAC 1/27/24	53 at LAL 1/12/23	53 at LAL 1/12/23	46 vs. LAC 8/23/20		

Luka Dončić - NBA Regular Season Statistics

SEASON	TEAM	GP	GS	MIN	FG	FGA	FG%	3PM	3PA	3P%	FT	FTA	FT%	OR	DR	TOT	A	ST	TO	BS	PTS	PPG
2018-19	DAL	72	72	2,318	506	1,187	.426	168	515	.326	346	485	.713	86	476	562	429	77	247	25	1,526	21.2
2019-20	DAL	61	61	2,047	581	1,255	.463	171	541	.316	426	562	.758	78	495	573	538	62	260	14	1,759	28.8
2020-21	DAL	66	66	2,262	647	1,351	.479	192	548	.350	344	471	.730	54	473	527	567	64	281	36	1,830	27.7
2021-22	DAL	65	65	2,301	641	1,403	.457	201	569	.353	364	489	.744	54	537	593	568	75	292	36	1,847	28.4
2022-23	DAL	66	66	2,391	719	1,449	.496	185	541	.342	515	694	.742	54	515	569	529	90	236	33	2,138	32.4
2023-24	DAL	70	70	2,624	804	1,652	.487	284	744	.382	478	608	.786	59	588	647	686	99	282	38	2,370	33.9
TOTALS		400	400	13,940	3,898	8,297	.470	1,201	3,458	.347	2,473	3,309	.747	387	3,084	3,471	3,317	467	1,598	182	11,470	28.7
PER GAME		--	--	34.9	9.7	20.7	--	3.0	8.6	--	6.2	8.3	--	1.0	7.7	8.7	8.3	1.2	4.0	0.5	28.7	--

Luka Dončić - NBA Postseason Statistics

SEASON	TEAM	GP	GS	MIN	FG	FGA	FG%	3PM	3PA	3P%	FT	FTA	FT%	OR	DR	TOT	A	ST	TO	BS	PTS	PPG
2019-20	DAL	6	6	215	64	128	.500	16	44	.364	42	64	.656	4	55	59	52	7	31	3	186	31.0
2020-21	DAL	7	7	281	96	196	.490	31	76	.408	27	51	.529	4	51	55	72	9	32	3	250	35.7
2021-22	DAL	15	15	552	160	352	.455	51	148	.345	104	135	.770	10	137	147	96	27	59	9	475	31.7
TOTALS		28	28	1,046	320	676	.473	98	268	.366	173	250	.692	18	243	261	220	43	122	15	911	32.5
PER GAME		--	--	37.4	11.4	24.1	--	3.5	9.6	--	6.2	8.9	--	0.6	8.7	9.3	7.9	1.5	4.4	0.5	32.5	--



2023-24 GAME-BY-GAME Regular Season STATISTICS (DAL)

DATE	OPP	P/S	MIN	FG	FGA	FG%	3PM	3PA	3P%	FT	FTA	FT%	OR	DR	TOT	A	ST	BS	TO	PF	+/-	PTS
10/25/23	at SAS	S	34:14	13	25	.520	3	11	.273	4	7	.571	1	12	13	10	2	0	4	1	4	33
10/27/23	BKN	S	36:02	16	25	.640	9	14	.643	8	10	.800	1	9	10	7	0	0	0	1	9	49
10/30/23	at MEM	S	40:00	11	22	.500	6	12	.500	7	10	.700	0	12	12	12	1	1	6	4	6	35
11/01/23	CHI	S	40:03	5	16	.313	1	8	.125	7	9	.778	0	7	7	10	2	1	6	2	11	18
11/03/23	at DEN	S	38:16	11	24	.458	6	11	.545	6	7	.857	3	7	10	8	0	1	9	2	-4	34
11/05/23	CHA	S	36:25	8	19	.421	1	9	.111	6	7	.857	1	11	12	9	0	1	4	3	3	23
11/06/23	at ORL	S	35:09	9	17	.529	5	10	.500	6	6	1.000	0	3	3	6	2	0	6	2	7	29
11/08/23	TOR	S	38:24	11	26	.423	2	10	.200	7	10	.700	0	7	7	8	4	1	4	3	-7	31
11/10/23	LAC	S	31:41	17	21	.810	6	9	.667	4	4	1.000	0	6	6	6	1	0	1	1	32	44
11/12/23	at NOP	S	27:59	11	18	.611	4	9	.444	4	5	.800	0	4	4	9	1	0	2	0	14	30
11/14/23	at NOP	S	26:15	5	16	.313	3	5	.600	3	5	.600	1	1	2	2	0	0	8	0	-26	16
11/15/23	at WAS	S	32:25	7	18	.389	4	11	.364	8	12	.667	1	6	7	10	0	0	3	2	12	26
11/18/23	at MIL	S	35:19	15	26	.577	4	9	.444	1	4	.250	1	8	9	9	0	0	3	1	-17	35
11/19/23	SAC	S	31:47	7	19	.368	3	7	.429	8	10	.800	1	9	10	7	3	0	2	0	-14	25
11/22/23	at LAL	S	38:45	10	26	.385	3	12	.250	7	8	.875	0	12	12	8	2	0	0	2	-11	30
11/25/23	at LAC	S	38:05	12	27	.444	1	8	.125	5	5	1.000	0	3	3	4	2	2	4	4	-14	30
11/28/23	HOU	S	37:56	15	29	.517	3	10	.300	8	9	.889	0	9	9	9	2	0	0	3	12	41
12/01/23	MEM																					
12/02/23	OKC	S	45:59	11	22	.500	5	13	.385	9	14	.643	2	13	15	18	2	2	7	2	-7	36
12/06/23	UTA	S	31:57	14	25	.560	6	12	.500	6	8	.750	2	8	10	11	1	0	4	2	34	40
12/08/23	at POR	S	41:09	11	28	.393	3	14	.214	7	8	.875	0	6	6	10	1	1	5	1	13	32
12/11/23	at MEM	S	43:53	9	21	.429	5	10	.500	12	13	.923	0	8	8	6	2	2	3	3	3	35
12/12/23	LAL	S	43:21	12	28	.429	3	10	.300	6	6	1.000	0	6	6	17	1	0	4	0	10	33
12/14/23	MIN	S	39:19	15	27	.556	2	7	.286	7	7	1.000	1	5	6	13	2	0	8	2	-12	39
12/16/23	at POR	S	37:21	15	28	.536	4	12	.333	6	6	1.000	2	10	12	10	1	0	4	3	-4	40
12/18/23	at DEN	S	36:22	13	24	.542	6	12	.500	6	10	.600	3	8	11	8	0	0	3	1	-29	38
12/20/23	LAC	S	44:23	9	25	.360	2	11	.182	8	14	.571	1	8	9	10	1	0	5	1	-4	28
12/22/23	at HOU																					
12/23/23	SAS	S	31:37	13	27	.481	5	10	.500	8	11	.727	2	10	12	10	1	1	2	1	37	39
12/25/23	at PHX	S	43:31	15	25	.600	8	16	.500	12	12	1.000	1	5	6	15	4	3	4	2	16	50
12/27/23	CLE	S	36:36	14	29	.483	3	10	.300	8	10	.800	0	7	7	6	2	2	5	0	-9	39
12/28/23	at MIN																					
12/30/23	at GSW	S	37:31	14	29	.483	5	13	.385	6	7	.857	0	8	8	8	10	1	1	4	3	39
01/01/24	at UTA	S	33:44	6	20	.300	3	13	.231	4	6	.667	0	6	6	14	1	0	4	1	-17	19
01/03/24	POR	S	30:32	13	21	.619	4	7	.571	11	14	.786	0	6	6	5	1	0	4	1	23	41
01/05/24	POR																					
01/07/24	MIN	S	39:19	12	26	.462	5	12	.417	5	8	.625	0	6	6	8	1	0	3	3	5	34
01/09/24	MEM	S	35:54	9	21	.429	2	8	.250	11	15	.733	0	6	6	6	3	0	3	1	-14	31
01/11/24	NYK																					
01/13/24	NOP																					
01/15/24	NOP																					
01/17/24	at LAL	S	36:12	12	24	.500	2	9	.222	7	9	.778	0	13	13	10	2	2	4	2	-15	33
01/22/24	BOS	S	39:38	12	30	.400	2	8	.250	7	11	.636	5	13	18	13	2	0	3	5	-13	33
01/24/24	PHX	S	38:32	11	24	.458	4	11	.364	8	12	.667	1	7	8	9	1	2	5	1	-22	34
01/26/24	at ATL	S	44:43	25	33	.758	8	13	.615	15	16	.938	0	10	10	7	1	0	4	1	13	73
01/27/24	SAC	S	46:09	9	26	.346	1	9	.111	9	12	.750	2	8	10	17	2	1	3	3	2	28
01/29/24	ORL	S	43:00	12	23	.522	3	8	.375	18	21	.857	0	9	9	15	2	0	4	4	3	45
01/31/24	at MIN																					
02/03/24	MIL	S	42:25	13	26	.500	4	12	.333	10	11	.909	1	8	9	11	1	0	9	4	-12	40
02/05/24	at PHI	S	35:34	6	15	.400	4	10	.400	3	5	.600	0	8	8	3	1	0	3	3	17	19
02/06/24	at BKN	S	43:01	13	27	.481	4	11	.364	5	10	.500	1	17	18	9	2	1	1	3	6	35
02/08/24	at NYK	S	40:09	13	24	.542	7	14	.500	6	7	.857	0	8	8	11	4	1	3	1	18	39
02/10/24	OKC	S	31:18	9	14	.643	4	8	.500	10	13	.769	0	8	8	9	0	0	3	3	18	32
02/12/24	WAS	S	37:18	8	16	.500	2	7	.286	8	11	.727	1	10	11	15	1	2	5	3	19	26
02/14/24	SAS	S	31:19	11	20	.550	1	8	.125	4	4	1.000	0	9	9	8	2	1	5	2	25	27
02/22/24	PHX	S	38:03	14	27	.519	6	11	.545	7	7	1.000	0	9	9	11	3	0	3	4	9	41
02/25/24	at IND	S	33:06	10	21	.476	4	8	.500	9	12	.750	1	5	6	6	1	2	3	4	-13	33
02/27/24	at CLE	S	41:16	17	29	.586	6	11	.545	5	5	1.000	0	9	9	14	3	0	1	1	13	45
02/28/24	at TOR	S	35:37	11	23	.478	1	8	.125	7	9	.778	1	11	12	16	2	0	5	3	11	30
03/01/24	at BOS	S	36:33	14	25	.560	3	9	.333	6	8	.750	3	9	12	11	0	0	2	3	-20	37
03/03/24	PHI	S	40:16	14	27	.519	4	10	.400	6	6	1.000	2	9	11	10	1	0	7	2	9	38
03/05/24	IND	S	42:48	15	30	.500	4	13	.308	5	6	.833	0	10	10	11	0	0	5	4	-18	39
03/07/24	MIA	S	39:33	12	24	.500	7	13	.538	4	4	1.000	0	11	11	11	1	0	4	2	11	35
03/09/24	at DET	S	36:38	13	24	.542	4	13	.308	9	10	.900	0	10	10	10	3	2	6	1	13	39
03/11/24	at CHI	S	33:37	9	23	.391	6	15	.400	3	4	.750	2	10	12	14	1	0	2	2	34	27
03/13/24	GSW	S	29:35	7	18	.389	1	6	.167	6	8	.750	1	2	3	9	0	0	6	0	14	21
03/14/24	at OKC																					
03/17/24	DEN	S	40:08	12	27	.444	5	11	.455	8	10	.800	4	6	10	3	2	0	3	3	-1	37
03/19/24	at SAS	S	40:26	6	27	.222	2	12	.167	4	5	.800	0	10	10	16	1	0	4	0	5	18
03/21/24	UTA	S	34:40	11	23	.478	4	10	.400	8	12	.667	1	8	9	8	4	0	4	2	-3	34
03/25/24	at UTA	S	41:11	10	24	.417	2	11	.182	7	8	.875	2	10	12	13	1	1	4	3	10	29
03/26/24	at SAC	S	31:41	10	18	.556	4	8	.500	4	5	.800	1	10	11	6	2	0	4	4	18	28
03/29/24	at SAC	S	40:52	6	14	.429	4	8	.500	10	14	.714	0	9	9	12	2	0	5	2	6	26
03/31/24	at HOU	S	35:12	18	30	.600	9	16	.563	2	5	.400	0	12	12	7	2	0	4	1	12	47
04/02/24	at GSW	S	39:13	11	22	.500	5	11	.455	3	4	.750	1	11	12	11	0	0	5	1	9	30
04/04/24	ATL	S	37:03	8	25	.320	6	15	.400	3	3											

DANTÉ EXUM

6'5" • 214 • 7.13.95 • AUSTRALIAN INSTITUTE OF SPORT • AUSTRALIA



7TH SEASON IN THE NBA

1ST SEASON WITH THE MAVS

CAREER TRANSACTIONS

- » Selected by Utah in the first round (5th overall pick) of the 2014 NBA Draft.
- » Signed with the Jazz (7/6/18).
- » Traded by Utah with a 2022 second-round pick and a 2023 second-round pick to Cleveland for Jordan Clarkson (12/23/19).
- » As part of a four-team trade, traded from Cleveland along with a 2022 first-round pick to Houston in a deal that also sent Jarrett Allen and Taurean Prince from Brooklyn to Cleveland; Rodions Kurucs, a 2021 first-round pick, a 2022 first-round pick, a 2023 first-round pick, a 2024 first-round pick, a 2025 first-round pick, a 2026 first-round pick and a 2027 first-round pick from Brooklyn to Houston; Caris Levert from Brooklyn to Indiana; a 2024 second-round pick from Cleveland to Brooklyn; James Harden from Houston to Brooklyn; a 2023 second-round pick from Houston to Indiana; Victor Oladipo from Indiana to Houston (1/13/21).
- » Signed with the Houston Rockets (9/17/21).
- » Waived by Houston (10/16/21).
- » Played in Spain (2021-22)...played in Serbia (2022-23).
- » Signed by Dallas (7/14/23).

PROFESSIONAL CAPSULE

- » Holds career NBA averages of 6.1 points, 2.0 rebounds, 2.2 assists and 18.8 minutes in 300 games (89 starts) with Utah, Cleveland and Dallas.
- » Participated in the 2015 and 2017 BBVA Rising Stars Challenge during All-Star Weekend.

2023-24 SEASON

- » Appeared in 55 games (17 starts), averaging 7.8 points, 2.7 rebounds, 2.9 assists and 0.4 steals in 19.8 minutes.
- » Averaged his best statistics since 2017-18 for points (7.8), assists (2.9) and minutes (19.8), while shooting a career-best FG% (.533, 161-302 FG) and 3FG% (.491, 53-108 3FG).
- » Recorded three 20-point games (20, vs. SAS on 12/23/23, 26, vs. LAL on 12/12/23 and 23, at POR on 12/8/23), the most such games in a season in his career.
- » Recorded 23 points (9-15 FG, 2-2 3FG, 3-4 FT), 6 rebounds and 7 assists in 33 minutes at POR (12/8/23).
- » Posted a season-high 26 points (8-10 FG, 7-9 3FG, 3-4 FT), 4 rebounds, 3 assists, 1 steal and 1 block in 35 minutes vs. LAL (12/12/23).
- » Tallied 20 points (8-10 FG, 2-2 3FG, 2-2 FT), 7 rebounds, 4 assists and 1 block in 31 minutes vs. SAS (2/23/23).
- » Had two game-tying or go-ahead baskets in the final moments of a fourth quarter (at SAC on 3/29/24 vs. HOU on 4/7/24) this season...had no game-tying or go-ahead baskets in the final moments of a fourth quarter or overtime period in any previous seasons in his career.
- » Scored in double figures in 17 games (12-5 record), the most he has had since the 2016-17 season when he had 19 occasions (12-7 record) scoring in double figures.
- » Missed 24 total games due to injury this season as he missed one game due to a

left lower leg contusion (12/22/23), two games due to a right heel contusion (1/3/24-1/5/24), seven games due to a right plantar fascia sprain (1/7/24-1/22/24), three games due to right knee soreness (1/27/24-1/29/24; 2/3/24), 10 games due to right knee bursitis (1/31/24; 2/5/24-2/27/24) and one game due to a right foot sprain (4/14/24).

PLAYOFF CAPSULE

Holds career playoff averages of 4.9 points, 1.2 rebounds, 1.1 assists and 11.6 minutes in 17 games with UTA.

2018 (UTA): Played in 10 games (all 6 in first round against OKC and 4 in second round vs. HOU)...averaged 5.1 points, 1.4 rebounds, 1.0 assists and 11.4 minutes...scored 10 points with 2 assists in opening playoff game at OKC (4/15/18)...scored 9 points three times in the Rockets series.

2017 (UTA): Saw action in seven games (2 in first round against LAC and 5 in second round against GSW)...averaged 4.6 points, 1.3 assists and 12.0 minutes...tallied a playoff-career-best 15 points with 3 rebounds, 2 assists and 1 steal vs. GSW (5/8/17).

PRIOR TO NBA/PERSONAL

- » Born in Melbourne, Australia.
- » Played two seasons professionally overseas for FC Barcelona Lassa and KK Partizan...in 2022-23, named Eurobasket.com All-Euroleague Honorable Mention, All-Adriatic League First Team and Adriatic League All-Imports Team...Adriatic League Liga ABA Top 5, Euroleague Week 27 MVP and the Euroleague Magic Moment of the Season...in 2021-22, named Euroleague Week 28 MVP.
- » In the summer of 2023, played for Australian national team during the 2023 FIBA World Cup...played in five games and averaged 11.0 points, 2.6 rebounds, 3.0 assists and 18.7 minutes per game...shot 41.5% (17-41 FG) from the field, 47.1% (8-17 3FG) from three and 92.9% (13-14 FT) from the free throw line.
- » In the summer of 2021, was a member of bronze-medal-winning squad at the 2020 Olympic Games in Tokyo...played in six games and averaged 9.0 points, 3.7 rebounds, 2.8 assists and 20.6 minutes.
- » In the summer of 2014, was the youngest member of the 2014 Australia Men's National Team that participated at the 2014 FIBA World Cup and finished 12th...averaged 2.7 points, 2.0 assists, 1.5 rebounds and 12.5 minutes over six games.
- » His late father, Cecil, won an NCAA Championship with the University of North Carolina in 1982 with teammates Michael Jordan and James Worthy, and was later drafted in 1984 by the Denver Nuggets...his father was also roommates with John Stockton at the 1984 Portsmouth Invitational Tournament.
- » Attended Lake Ginninderra College for his high school education in conjunction with the Australian Institute of Sport.
- » While a member of the Jazz, helped run a clinic for Special Olympics athletes, along with Rodney Hood in June 2014 and participated in the first Basketball without Borders in Australia in June 2016, along with Joe Ingles and other NBA and FIBA players and coaches.
- » On X as @daanteee.

	2023-24 HIGHS	CAREER HIGHS	POSTSEASON HIGHS
Points	26 vs. LAL 12/12/23	28 vs. MIN 1/5/20	15 vs. GSW 5/8/17
Field Goals Made	9 at POR 12/8/23	11 vs. MIN 1/5/20	5 vs. GSW 5/8/17
Field Goals Attempted	15 at POR 12/8/23	15 at POR 12/8/23	14 vs. GSW 5/8/17
Three Point Field Goals Made	7 vs. LAL 12/12/23	7 vs. LAL 12/12/23	2 at HOU 5/2/18
Three Point FG Attempted	9 vs. LAL 12/12/23	10 at MIL 1/22/15	5 vs. GSW 5/8/17
Free Throws Made	5 2 times (vs. MIA, 3/7/24)	7 at OKC 3/11/17	4 vs. GSW 5/8/17
Free Throws Attempted	8 vs. HOU 11/28/23	9 at OKC 3/11/17	4 2 times (@ HOU, 4/29/18)
Offensive Rebounds	3 at LAC 11/25/23	4 at DEN 11/20/16	2 vs. HOU 5/4/18
Defensive Rebounds	8 vs. HOU 4/7/24	8 vs. HOU 4/7/24	3 at HOU 5/2/18
Total Rebounds	9 vs. HOU 4/7/24	9 vs. HOU 4/7/24	4 at HOU 5/2/18
Assists	7 3 times (vs. GSW, 4/5/24)	13 vs. NYK 12/29/18	2 7 times (@ HOU, 5/2/18)
Steals	3 vs. CLE 12/27/23	3 2 times (vs. CLE, 12/27/23)	1 6 times (@ OKC, 4/18/18)
Blocks	1 5 times (vs. SAS, 12/23/23)	4 at SAS 11/1/16	1 vs. HOU 5/4/18
Minutes Played	40 vs. LAC 12/20/23	40 vs. LAC 12/20/23	32 vs. GSW 5/8/17



ALEX FUDGE

6'8" • 200 • 5.6.03 • FLORIDA • USA



ROOKIE SEASON IN THE NBA

ROOKIE SEASON WITH THE MAVS

CAREER TRANSACTIONS

- » Signed to a Two-Way contract by the Los Angeles Lakers (7/26/23).
- » Waived by Los Angeles (1/6/24).
- » Signed to a Two-Way contract by Dallas (3/4/24).

PROFESSIONAL CAPSULE

- » Holds career averages of 2.5 points, 0.8 rebounds and 0.5 steals in 6.7 minutes in 6 games (no starts) with Los Angeles and Dallas.
- » Was a member of the 2023 Los Angeles Lakers' In-Season Tournament championship team in the NBA's inaugural season for the In-Season Tournament.

2023-24 SEASON

- » Appeared in six NBA games (no starts), averaging 2.5 points, 0.8 rebounds and 0.5 steals in 6.7 minutes with Los Angeles and Dallas.
- » Played for two NBA teams and two G League teams this season as he appeared with the Los Angeles Lakers, South Bay Lakers, Dallas Mavericks and Texas Legends.
- » Averaged 2.5 points, 0.8 rebounds and 0.5 steals in 6.7 minutes in 6 games (no starts).
- » Made his NBA debut at ORL (11/4/23).
- » Scored a career-high 11 points (5-9 FG, 1-3 3FG) with 2 rebounds and 3 steals at

OKC (4/14/24).

- » Appeared in 18 games with the South Bay Lakers during the G League's regular season and averaged 7.9 points (.467 FG%), 5.0 rebounds and 1.6 blocks.
- » Acquired by the Texas Legends (3/4/24) and appeared in nine games with the Legends, averaging 8.2 points (.500 FG%), 3.0 rebounds and 0.7 steals.
- » Recorded four DNP-CDs...spent 33 on the inactive list for assignment to the G League (9).

PRIOR TO NBA/PERSONAL

- » Born May 6, 2003, in Lauderhill, FL.
- » Averaged 17.9 points, 12.2 rebounds and 5.7 blocked shots at Lee High School in Jacksonville, earning 5A First-Team All-State honors and won two district championships.
- » Was ranked as a 4-star recruit by both ESPN and 247Sports, receiving 27 college offers according to 247Sports.
- » Born May 6, 2003, in Lauderhill, FL.
- » Averaged 17.9 points, 12.2 rebounds and 5.7 blocked shots at Lee High School in Jacksonville, earning 5A First-Team All-State honors and won two district championships.
- » Was ranked as a 4-star recruit by both ESPN and 247Sports, receiving 27 college offers according to 247Sports.

	2023-24 HIGHS	CAREER HIGHS	POSTSEASON HIGHS
Points	11 at OKC 4/14/24	11 at OKC 4/14/24	--
Field Goals Made	5 at OKC 4/14/24	5 at OKC 4/14/24	--
Field Goals Attempted	9 at OKC 4/14/24	9 at OKC 4/14/24	--
Three Point Field Goals Made	1 at OKC 4/14/24	1 at OKC 4/14/24	--
Three Point FG Attempted	3 at OKC 4/14/24	3 at OKC 4/14/24	--
Free Throws Made	2 at OKC 11/30/23	2 at OKC 11/30/23	--
Free Throws Attempted	2 at OKC 11/30/23	2 at OKC 11/30/23	--
Offensive Rebounds	2 at OKC 4/14/24	2 at OKC 4/14/24	--
Defensive Rebounds	1 vs. DET 4/12/24	1 vs. DET 4/12/24	--
Total Rebounds	2 at OKC 4/14/24	2 at OKC 4/14/24	--
Assists	--	--	--
Steals	3 at OKC 4/14/24	3 at OKC 4/14/24	--
Blocks	--	--	--
Minutes Played	19 at OKC 4/14/24	19 at OKC 4/14/24	--

Alex Fudge - NBA Regular Season Statistics

SEASON	TEAM	GP	GS	MIN	FG	FGA	FG%	3PM	3PA	3P%	FT	FTA	FT%	OR	DR	TOT	A	ST	TO	BS	PTS	PPG
2023-24	LAL	4	0	14	1	6	.167	0	2	.000	2	2	1.000	2	0	2	0	0	1	0	4	1.0
		Went from LAL to DAL.																				
2023-24	DAL	2	0	26	5	9	.556	1	3	.333	0	0	.000	2	1	3	0	3	1	0	11	5.5
2023-24	TOT	6	0	39	6	15	.400	1	5	.200	2	2	1.000	4	1	5	0	3	2	0	15	2.5
TOTALS		6	0	39	6	15	.400	1	5	.200	2	2	1.000	4	1	5	0	3	2	0	15	2.5
PER GAME		--	--	6.5	1.0	2.5	--	0.2	0.8	--	0.3	0.3	--	0.7	0.2	0.8	0.0	0.5	0.3	0.0	2.5	--



2023-24 GAME-BY-GAME Regular Season STATISTICS (LAL / DAL)

DATE	OPP	P/S	MIN	FG	FGA	FG%	3PM	3PA	3P%	FT	FTA	FT%	OR	DR	TOT	A	ST	BS	TO	PF	+/-	PTS	
10/24/23	at DEN																						
10/26/23	PHX																						
10/29/23	at SAC																						
10/30/23	ORL																						
11/01/23	LAC																						
11/04/23	at ORL	P	4:04	0	1	.000	0	0	.000	0	0	.000	0	0	0	0	0	0	0	0	0	-3	0
11/06/23	at MIA																						
11/08/23	at HOU																						
11/10/23	at PHX																						
11/12/23	POR																						
11/14/23	MEM																						
11/15/23	SAC																						
11/17/23	at POR																						
11/19/23	HOU																						
11/21/23	UTA																						
11/22/23	DAL																						
11/25/23	at CLE																						
11/27/23	at PHI	P	2:23	1	1	1.000	0	0	.000	0	0	.000	0	0	0	0	0	0	1	0	0	-9	2
11/29/23	at DET	P	4:00	0	3	.000	0	1	.000	0	0	.000	1	0	1	0	0	0	0	1	0	-3	0
11/30/23	at OKC	P	4:01	0	1	.000	0	1	.000	2	2	1.000	1	0	1	0	0	0	0	0	0	-5	2
12/02/23	HOU																						
12/05/23	PHX																						
12/07/23	NOP																						
12/12/23	at DAL																						
12/13/23	at SAS																						
12/15/23	at SAS																						
12/18/23	NYK																						
12/20/23	at CHI																						
12/21/23	at MIN																						
12/23/23	at OKC																						
12/25/23	BOS																						
12/28/23	CHA																						
12/30/23	at MIN																						
12/31/23	at NOP																						
01/03/24	MIA																						
01/05/24	MEM																						
03/05/24	IND																						
03/07/24	MIA																						
03/09/24	at DET																						
03/11/24	at CHI																						
03/13/24	GSW																						
03/14/24	at OKC																						
03/17/24	DEN																						
03/19/24	at SAS																						
03/21/24	UTA																						
03/25/24	at UTA																						
03/26/24	at SAC																						
03/29/24	at SAC																						
03/31/24	at HOU																						
04/02/24	at GSW																						
04/04/24	ATL																						
04/05/24	GSW																						
04/07/24	HOU																						
04/09/24	at CHA																						
04/10/24	at MIA																						
04/12/24	DET	P	6:50	0	0	.000	0	0	.000	0	0	.000	0	1	1	0	0	0	1	0	0	-2	0
04/14/24	at OKC	P	18:55	5	9	.556	1	3	.333	0	0	.000	2	0	2	0	3	0	0	1	0	-17	11
2023	TTL	6-0	38	6	15	.400	1	5	.200	2	2	1.000	4	1	5	0	3	0	2	2	0	-39	15
2023	AVG	--	6.3	1.0	2.5	--	0.2	0.8	--	0.3	0.3	--	0.7	0.2	0.8	0.0	0.5	0.0	0.3	0.3	-6.5	2.5	



DANIEL GAFFORD

6'10" • 234 • 10.1.98 • ARKANSAS • USA



CENTER

5TH SEASON IN THE NBA

1ST SEASON WITH THE MAVS

CAREER TRANSACTIONS

- » Selected by Chicago with the 38th overall pick in the 2019 NBA Draft (6/20/19).
- » Re-signed with Chicago (7/8/19).
- » As part of a three-team trade, traded by Chicago with Chandler Hutchison to Washington; Boston sent Javonte Green, Daniel Theis and cash to Chicago; Chicago traded Luke Kornet to Boston; Washington sent Moritz Wagner to Boston; and Washington traded Troy Brown Jr. and cash to Chicago. Boston also received a trade exception (3/25/21).
- » Re-signed with Washington (10/18/21).
- » Traded by Washington to Dallas in exchange for Richaun Holmes and a 2024 first-round pick obtained via the Oklahoma City Thunder (2/8/24).

PROFESSIONAL CAPSULE

- » Holds career averages of 8.7 points, 5.4 rebounds, 1.0 assists, 1.5 blocks and 19.5 minutes in 321 career games (184 starts) over five seasons with Chicago, Washington and Dallas.
- » Has shot 71.2% (1,170-1,644 FG) from the field, the highest FG% in NBA history (min. 1,000 FGA).
- » Became the first Maverick in franchise history to lead the league in FG% after he shot 72.5% (348-480 FG) from the field in time split between Washington and Dallas in 2023-24.
- » Has recorded the second-best (.732, 289-395 FG, 2022-23) and fourth-best (.725, 348-480 FG, 2023-24) single-season field goal percentages in NBA history (min. 350 FGA).
- » Made 33 consecutive field goals (3/5-3/13/24), the second-longest such streak in NBA history (Wilt Chamberlain, 35, 2/17-2/28/67).
- » Is the only player in the player in the play-by-play era (since 1996-97) to record multiple streaks of 20+ consecutive field goals made (33, 3/5-3/13/24; 22, 4/5-4/10/24)...achieved both as a member of the Mavericks, after no Dallas player had produced a streak of more than 18 consecutive field goals made prior to him accomplishing the feat.
- » Among NBA qualifiers, has ranked in the top 10 in blocks three times (7th, 2.07 bpg, 2023-24; 10th, 1.38 bpg, 2021-22; 10th, 1.39 bpg, 2020-21) and in the top 20 in rejections in each of the last four seasons (16th, 1.27 bpg, 2022-23)...led all rookies in blocks (1.30 bpg) with Chicago in 2019-20.

2023-24 SEASON

- » Averaged career highs in points (11.0), rebounds (7.6), assists (1.6), steals (0.9), blocks (2.1) and minutes (24.5) in 74 games (66 starts) with WAS and DAL.
- » Shot a league-best 72.5% (348-480 FG) from the field in his time split between WAS and DAL, finishing as the first Maverick ever to lead the league in FG%.
- » In addition to leading the NBA in FG%, also ranked among the league leaders in blocks (7th) and rebounds (28th).
- » In 29 games (21 starts) with DAL, averaged 11.2 points, 6.9 rebounds, 1.6 assists and 1.9 blocks in 20.9 minutes while shooting 78.0% (145-186 FG) from the floor (DAL went 21-8 in those games)...the Mavericks went 18-3 in his 21 starts with the franchise and he averaged 12.4 points (.793 FG%), 7.5 rebounds, 2.0 assists, 2.3 blocks and 23.7 minutes in those contests.
- » Notched a career-high 15 double-doubles (6 with DAL)...scored in double figures 48 times (18 times with DAL), including 20+ points on four occasions (3 times with DAL)...pulled down 10+ rebounds 17 times (6 times with DAL), including a season-high 17 boards twice.
- » Tallied a career-high 26 points (10-13 FG, 6-7 FT) to go with a career-high 17 rebounds, 3 assists and 2 blocks in 35 minutes at PHX (12/17/23), marking his fourth career 20/10 game and first career 25/15 effort.
- » In Mavericks debut, registered 19 points (7-11 FG, 5-6 FT) and 9 rebounds in 17 minutes off the bench vs. OKC (2/10/24), recording the second-most points by a Maverick off the bench in his debut with the franchise (Christian Wood, 25, at PHX

10/19/22).

- » Totaled 16 points (7-13 FG, 2-3 FT), a career-high-tying 17 rebounds, 2 assists, 2 steals and 5 blocks vs. WAS (2/12/24), his third career 15-15 effort...had 14 rebounds in the first half, the most rebounds by a Maverick in a half since 2018 (DeAndre Jordan, 14 vs. LAC, 12/2/18).
- » Netted 20 points (9-9 FG, 2-3 FT), 7 rebounds and 2 blocks in 23 minutes at CHI (3/11/24), marking his most points on 100% shooting in his career.
- » Made 33 consecutive field goals from 3/5-3/13/24 (7-7 FG vs. IND 3/5/24; 5-5 FG vs. MIA 3/7/24; 7-7 FG at DET 3/9/24; 9-9 FG at CHI 3/11/24; 5-5 FG vs. GSW 3/13/24), the second-longest such streak in NBA history (Chamberlain, 35, 2/17-2/28/67)...set a new franchise record for consecutive field goals made with his 19th straight at DET (3/9/24).
- » Produced 19 points (8-11 FG, 3-3 FT) and 15 boards in 26 minutes at OKC (3/14/24)...saw his run of 33 straight FGM snapped after missing his first shot at OKC (3/14/24).
- » Recorded 24 points (10-11 FG, 4-6 FT), 7 rebounds, a career-high 5 assists and 1 steal in 27 minutes vs. UTA (3/21/24).
- » Racked up 13 points (6-7 FG, 1-2 FT), 11 rebounds, a career-high-tying 5 assists, 2 steals and 5 blocks in 27 minutes at UTA (3/25/24)...it marked the second time in franchise history that a Maverick went for at least 10 points, 10 rebounds, 5 assists, 2 steals and 5 blocks in a game (Dirk Nowitzki, 11/3/09)...also handed out 5 assists for the second straight game, after he failed to do so in each of his first 309 career games.
- » Posted 10 points (5-7 FG), 15 rebounds, a career-high-tying 5 assists and 3 blocks in 31 minutes vs. GSW (4/5/24).
- » Went a perfect 12-of-12 from the floor en route to posting a career-high-tying 26 points to go with 7 rebounds and 2 blocks in 25 minutes at CHA (4/9/24), setting a new franchise record for most field goals made in a game without a miss (previous: Brandon Wright, 10-10 FG, ...became the first player in the play-by-play era with multiple streaks with at least 20 consecutive field goal makes after recording his 22nd consecutive FGM at MIA (4/10/23).
- » Missed two games due to left ankle sprain (10/30-11/1/23), one game due to right hip (12/11/23), two games due to concussion (1/18-1/20/24) and one game due to right elbow soreness (4/14/24).

PLAYOFF CAPSULE

- » **2021 (PHI):** Appeared in five games of the first round series against PHI and averaged 11.8 points, 5.8 rebounds, 2.0 blocks and 23.4 minutes.

PRIOR TO NBA/PERSONAL

- » In two seasons at Arkansas, averaged 14.5 points (.635 FG%, .562 FT%), 7.4 rebounds, 2.1 blocks and 25.5 minutes in 67 games (58 starts)...was named to the All-SEC First Team and SEC All-Defensive Team as a sophomore in 2018-19, becoming just the second Razorback to be named First Team All-SEC and SEC All-Defensive in the same season...earned SEC All-Freshman Team honors in 2017-18 after finishing as the first Arkansas freshman in program history to record 400 points, 200 rebounds and 60 blocks in a single season...holds career FG% of 63.5%, the second-best in school history...of his 378 career field goals, 43% (163 total) were dunks...holds career blocks total of 141, the sixth-best in school history.
- » Nickname is "The Landlord."
- » Was born in El Dorado, Arkansas, in 1998 to Wayne Gafford and Teresa Frazier...has four siblings.
- » Attended El Dorado High School in El Dorado, Arkansas...as a senior, averaged 17.4 points, 16.0 rebounds and 7.7 blocks...led his club to a 28-5 record and a trip to the 6A State Final game a senior...was a two-time All-State selection.
- » Played football in high school as a wide receiver but focused solely on basketball by 10th grade...was also a member of the El Dorado High School marching band.
- » Instagram is @big.dandan.



	2023-24 HIGHS	CAREER HIGHS	POSTSEASON HIGHS
Points	26 2 times (@ CHA, 4/9/24)	26 2 times (@ CHA, 4/9/24)	16 vs. PHI 5/29/21
Field Goals Made	12 at CHA 4/9/24	12 at CHA 4/9/24	6 2 times (vs. PHI, 5/29/21)
Field Goals Attempted	13 3 times (vs. WAS, 2/12/24)	14 vs. ORL 3/31/23	8 vs. PHI 5/29/21
Three Point Field Goals Made	--	--	--
Three Point FG Attempted	--	1 vs. CHI 3/29/22	--
Free Throws Made	6 at PHX 12/17/23	9 at ATL 4/5/23	5 at PHI 5/26/21
Free Throws Attempted	8 at SAS 1/29/24	10 2 times (@ CHA, 12/2/22)	9 at PHI 5/26/21
Offensive Rebounds	8 at SAS 1/29/24	8 at SAS 1/29/24	5 vs. PHI 5/29/21
Defensive Rebounds	11 2 times (vs. GSW, 4/5/24)	11 2 times (vs. GSW, 4/5/24)	6 at PHI 6/2/21
Total Rebounds	17 2 times (vs. WAS, 2/12/24)	17 2 times (vs. WAS, 2/12/24)	7 at PHI 6/2/21
Assists	5 3 times (vs. GSW, 4/5/24)	5 4 times (vs. GSW, 4/5/24)	2 at PHI 5/23/21
Steals	4 2 times (vs. TOR, 12/27/23)	4 3 times (vs. TOR, 12/27/23)	2 at PHI 6/2/21
Blocks	7 vs. GSW 3/13/24	8 at OKC 11/26/21	5 vs. PHI 5/31/21
Minutes Played	37 at IND 1/10/24	37 at IND 1/10/24	29 at PHI 6/2/21

Daniel Gafford - NBA Regular Season Statistics

Table with columns: SEASON, TEAM, GP, GS, MIN, FG, FGA, FG%, 3PM, 3PA, 3P%, FT, FTA, FT%, OR, DR, TOT, A, ST, TO, BS, PTS, PPG. Includes rows for 2019-20, 2020-21, 2020-21 WAS, 2020-21 TOT, 2021-22, 2022-23, 2023-24, 2023-24 DAL, 2023-24 TOT, and PER GAME.

Daniel Gafford - NBA Postseason Statistics

Table with columns: SEASON, TEAM, GP, GS, MIN, FG, FGA, FG%, 3PM, 3PA, 3P%, FT, FTA, FT%, OR, DR, TOT, A, ST, TO, BS, PTS, PPG. Includes rows for 2020-21 and PER GAME.

2023-24 GAME-BY-GAME Regular Season STATISTICS (WAS / DAL)

Large table with columns: DATE, OPP, P/S, MIN, FG, FGA, FG%, 3PM, 3PA, 3P%, FT, FTA, FT%, OR, DR, TOT, A, ST, BS, TO, PF, +/-, PTS. Lists game-by-game performance for 2023-24 season.



JOSH GREEN

6'6" • 210 • 11.16.00 • ARIZONA • AUSTRALIA



4TH SEASON IN THE NBA

4TH SEASON WITH THE MAVS

CAREER TRANSACTIONS

- Selected by Dallas in the first round (18th overall pick) of the 2020 NBA Draft (11/18/20).
- Signed a contract extension with Dallas (10/23/24).

PROFESSIONAL CAPSULE

- In 223 games (62 starts), is averaging 6.4 points, 2.7 rebounds, 1.5 assists and 20.3 minutes.
- Has shot 50.3% (556-1,105 FG) from the field and 37.5% (172-459 3FG) from 3-point range.

2023-24 SEASON

- Appeared in 57 games (33 starts), averaging 8.2 points, 3.2 rebounds, 2.3 assists and 0.8 steals in 26.4 minutes.
- Recorded back-to-back 20-point games for the second time in his career (3-game streak, 3/11/23-3/15/23), after recording 20 points vs. MIL (2/3/24) and at PHI (2/5/24).
- Notched 22 double-digit scoring performances.
- With 13 points at DEN (11/3/23), eclipsed 1,000 points scored in his career.
- Recorded a season-high 21 points (8-12 FG, 4-5 3FG, 1-2 FT), 2 rebounds and 4 assists at ATL (1/26/24).
- Dončić (73) and Green (21) combined for 94 points between the two at ATL (1/26/24), tying Kobe Bryant (81) and Smush Parker (13) for the most combined points by any two teammates in the last 40 years (94 points)...they are tied for the third-most combined points by any two teammates in the last 60 years (98 points, 51, Kiki Vandeweghe & 47, Alex English vs. DET, 12/13/83; 95, 45, Mike Mitchell & 50, George Gervin vs. MIL, 3/6/82).
- Scored 151 points through 22 games off the bench.
- Missed 13 games due to a right elbow sprain (12/2/23-12/27/23), 1 game due to illness (1/17/24), and 12 games due to a right ankle sprain (3/17/24-4/9/24).

PLAYOFF CAPSULE

Has appeared in 17 career postseason games, averaging 1.4 points in 7.4 minutes.
2022 (DAL): Appeared in 16 games for DAL and averaged 1.4 points in 7.6 minutes...set or tied playoff career highs for points (12), rebounds (3), assists (6),

steals (2) and minutes (19) in Game 3 win at UTA (4/21/22).

2021 (DAL): Made career playoff debut, playing 4 minutes in Game 4 vs. LAC (5/30/21).

PRIOR TO NBA/PERSONAL

- Competed for the Australian national team at the 2020 Olympic Games in Tokyo, winning a bronze medal (the country's first-ever Olympic medal in men's basketball)...appeared in five games, averaging 1.2 points and 0.8 assists in 3.0 minutes.
- In the summer of 2023, he played for the Australian national team in 2023 FIBA World Cup...appeared in five games and averaged 8.2 points, 2.0 rebounds, 1.4 assists, 1.6 steals and 19.5 minutes per game...shot 52.0% (13-25 FG) from the field, 45.5% (5-11 3FG) from the 3-point line and 76.9% (10-13 FT) from the line.
- In only season at Arizona, averaged 12.0 points, 4.6 rebounds, 2.6 assists and 1.5 steals in 30 games (all starts)...shot 36.1% (30-83 3FG) from 3-point range and 78.0% (85-109 FT) from the line...recorded a team-high 46 steals, the sixth-most by an Arizona freshman ever...ranked sixth in the PAC-12 in steals per game...saw freshman season come to end when the Pac-12 cancelled its tournament due to the COVID-19 pandemic (3/12/20).
- Was inducted into Arizona's Ring of Honor on Feb. 16, 2023.
- Attended The King's School in Sydney, where he was selected to represent the New South Wales' under 16 state team at the age of 13...family relocated to Phoenix in 2014, where he played two years at Mountain Ridge High School before transferring to IMG Academy in Bradenton, Florida...helped lead IMG to the high school national championship as a senior, scoring a team-high 19 points in the title game while earning MVP honors...named a McDonald's All-American and USA Today All-USA third-team selection in 2019.
- Born in Sydney to Australian mother Cahla and American-born father Delmas...both parents played professional basketball in Australia...brother Jay Green played basketball at UNLV and Northern Arizona.
- On X as @JoshBGreen.

	2023-24 HIGHS	CAREER HIGHS	POSTSEASON HIGHS
Points	21 at ATL 1/26/24	29 at UTA 2/6/23	12 at UTA 4/21/22
Field Goals Made	8 3 times (@ MIN, 1/31/24)	10 2 times (vs. MEM, 3/13/23)	4 at UTA 4/21/22
Field Goals Attempted	13 at MIN 1/31/24	18 at SAS 3/15/23	6 at UTA 4/21/22
Three Point Field Goals Made	4 4 times (@ PHI, 2/5/24)	6 vs. DEN 11/20/22	3 at UTA 4/21/22
Three Point FG Attempted	8 vs. MIL 2/3/24	8 2 times (vs. MIL, 2/3/24)	5 at UTA 4/21/22
Free Throws Made	4 2 times (@ DET, 3/9/24)	6 at UTA 2/6/23	1 2 times (@ UTA, 4/23/22)
Free Throws Attempted	6 2 times (vs. NOP, 1/15/24)	6 3 times (vs. NOP, 1/15/24)	4 at UTA 4/21/22
Offensive Rebounds	3 vs. PHX 1/24/24	6 vs. SAC 3/5/22	1 at UTA 4/28/22
Defensive Rebounds	9 vs. MIL 2/3/24	9 vs. MIL 2/3/24	3 at UTA 4/21/22
Total Rebounds	9 vs. MIL 2/3/24	12 vs. SAC 3/5/22	3 at UTA 4/21/22
Assists	5 7 times (vs. PHX, 2/22/24)	10 at POR 12/27/21	6 at UTA 4/21/22
Steals	4 at CLE 2/27/24	4 3 times (@ CLE, 2/27/24)	2 2 times (@ UTA, 4/21/22)
Blocks	1 9 times (vs. MIA, 3/7/24)	2 2 times (@ HOU, 3/11/22)	--
Minutes Played	38 vs. MIL 2/3/24	45 at SAS 3/15/23	19 at UTA 4/21/22


Josh Green - NBA Regular Season Statistics

SEASON	TEAM	GP	GS	MIN	FG	FGA	FG%	3PM	3PA	3P%	FT	FTA	FT%	OR	DR	TOT	A	ST	TO	BS	PTS	PPG
2020-21	DAL	39	5	445	42	93	.452	4	25	.160	13	23	.565	28	50	78	28	16	17	3	101	2.6
2021-22	DAL	67	3	1,039	130	256	.508	28	78	.359	31	45	.689	52	109	161	79	45	44	14	319	4.8
2022-23	DAL	60	21	1,539	205	382	.537	68	169	.402	68	94	.723	55	127	182	103	42	72	5	546	9.1
2023-24	DAL	57	33	1,505	179	374	.479	72	187	.385	39	57	.684	40	144	184	130	47	60	9	469	8.2
TOTALS		223	62	4,525	556	1,105	.503	172	459	.375	151	219	.689	175	430	605	340	150	193	31	1,435	6.4
PER GAME		--	--	20.3	2.5	5.0	--	0.8	2.1	--	0.7	1.0	--	0.8	1.9	2.7	1.5	0.7	0.9	0.1	6.4	--



TIM HARDAWAY JR.

6'5" • 205 • 3.16.92 • MICHIGAN • USA



11TH SEASON IN THE NBA

6TH SEASON WITH THE MAVS

CAREER TRANSACTIONS

- Selected by New York in the first round (24th overall pick) of the 2013 NBA Draft.
- As part of a three-team draft night trade in 2015, sent from New York to Atlanta in a deal that sent the draft rights to the 2015 19th overall pick Jerian Grant from the Hawks to the Knicks, the draft rights to the 2015 15th overall selection Kelly Oubre Jr. from Atlanta to Washington, and two future second-round picks from the Wizards to the Hawks (6/25/15).
- Signed as a free agent with New York (7/8/17).
- Traded by New York with Kristaps Porzingis, Courtney Lee and Trey Burke to Dallas in exchange for Dennis Smith Jr., DeAndre Jordan, Wesley Matthews and two future first-round picks (1/31/19).
- Signed by Dallas (8/9/21).

PROFESSIONAL CAPSULE

- Holds career averages of 14.0 points, 2.9 rebounds, 1.9 assists and 27.3 minutes in 736 games (345 starts) with New York, Atlanta and Dallas.
- Has hit 100+ 3-pointers in 10 of his 11 NBA seasons, including a career-high 212 triples in 2022-23.
- Ranks fourth in Mavericks history in career 3-point field goals made (981).
- Recorded at least 200 3-pointers in four of the last five seasons.
- Is a career 81.2% (1,463-1,802 FT) foul shooter and shot at least 80.0% from the stripe in seven of his first eight seasons.
- Has registered 20 30-point games as a pro, after scoring 30 just once in his three-year college career. He tied his career-most 30-point games in a season in 2023-24 with six (6, 2018-19).
- Earned 2014 NBA All-Rookie First Team honors and finished fifth in media balloting for Kia 2014 NBA Rookie of the Year award...set the Knicks rookie record for 3-pointers made (130).
- Played in the 2014 BBVA Compass Rising Stars Challenge at All-Star Weekend (New Orleans) and scored a game-high 36 points...competed alongside his father Tim Sr. and the WNBA's Elena Delle Donne on Team Hardaway in Sears Shooting Stars competition.

2023-24 SEASON

- Averaged 14.4 points, 3.2 rebounds, 1.8 assists and 26.8 minutes in 79 games (12 starts).
- Shot 35.3% (211-597 3FG) from 3-point range, one 3-pointer shy from tying his most 3-pointers in a single-season (212, 2022-23).
- Recorded 23 games with at least four 3-pointers including nine 3-pointers in a game (1/15/24), the second-most in a game in his career. The Mavericks are 16-7 when he records at least four 3-pointers in a game this season.
- The Mavericks were 12-8 when he shot at least 50.0% from the field and 12-5 when he scored 20+ points...scored in double figures 55 times (35-20 record)...
- Posted 41 points vs. NOP (1/15/24), the second-most in a game in his career, one point shy of his career-high (42)...recorded nine 3-pointers in the game which is the second-most 3s in a game in his career...became the second pair in franchise history alongside Kyrie Irving (42) to record 40 points in the same game.
- Registered three 3-pointers vs. MEM (10/30/23), to surpass Jason Kidd for fifth-most on the Mavs All-Time list for 3-pointers made with (778).
- Converted at least four 3-pointers in three consecutive games (11/5/23-11/8/23), the second time in his career he has done so.
- Recorded three 3-pointers at NOP (11/12/23), totaling 1,500 made 3-pointers in his career.
- Scored at least 30 points off the bench six times in his career, with three of them coming this season. He scored 32 points off the bench vs. LAL (12/12/23), which is the third-most points scored against the Lakers by a team's reserve this season (34, Jordan Poole; 33, Cam Thomas).
- Racked up 48 3-pointers in the month of January, the most 3-pointers recorded in

January in franchise history, with the next highest amount (46, Jan. 2021) also being recorded by Hardaway Jr.

- Scored 22 points in the first half at WAS (11/15/23), his most points scored in the first half coming off the bench en route to recording 31 points off the bench against the Wizards, his fourth-most off the bench in his career.
- Went 3-of-6 from deep at HOU (3/31/24), notching his 200th 3-pointer of the season for the fourth season in the past five years with at least 200 3-pointers.
- Recorded his second-most efficient 35-point game after notching 36 points vs. ORL (1/31/24) and going 11-of-17 from the field.
- Vs. MIL (2/3/24), he eclipsed 10,000 career points after converting a 3-pointer in the first quarter, becoming the 46th player in NBA history to reach 10,000 points and 1,500 3-pointers.

PLAYOFF CAPSULE

- Holds career playoff averages of 11.5 points, 2.5 rebounds, 1.3 assists and 26.9 minutes in 28 games (19 starts) with ATL and DAL.
- 2022 (DAL): Missed the entire 2022 postseason recovering from left foot surgery.
- 2021 (DAL): In seven first-round starts vs. LAC, averaged 17.0 points, 3.3 rebounds, 1.4 assists and playoff career-high 37.4 minutes...shot postseason career-best 40.4% (23-57 3FG) from 3-point range...four games with 20+ points...two games with 5+ 3-pointers...six games with 10+ points...playoff career-high 28 points (9-14 FG), including playoff career-best 6 3-pointers (6-8 3FG), to go with postseason career-high 5 assists in Game 2 at LAC (5/25/21).
- 2020 (DAL): Set new playoff career highs for scoring (17.8 ppg), rebounding (3.5 rpg) and assists (1.8 apg) in six first-round games (all starts) vs. LAC...shot 42.1% (40-95 FG) from the field, including 19-of-54 (.352) from 3-point range...recorded first two career 20-point performances in the playoffs (22 in Game 3 vs. LAC 8/21/20, 21 in Game 4 8/23/20).
- 2017 (ATL): Averaged 12.8 points, 2.7 rebounds, 1.2 assists and 33.3 minutes in six first-round games (all starts) vs. WAS.
- 2016 (ATL): Made playoff debut with ATL and averaged 2.2 points, 1.0 rebounds and 9.7 minutes in nine games.

PRIOR TO NBA/PERSONAL

- Played three seasons at Michigan (2010-13), averaging 14.3 points, 4.1 rebounds, 2.1 assists and 33.3 minutes in 107 career games (all starts)...concluded career as the school's 18th all-time leading scorer (1,532 points) and sixth on the 3-point field goals made list (202).
- Helped lead the Wolverines to a 76-32 (.703) record, including three straight NCAA Tournament appearances...Michigan was 18-1 (.947) all-time when he scored 20+ points and 5-0 when he had a double-double.
- As a junior in 2012-13, averaged 14.5 points, 4.7 rebounds, 2.4 assists and 34.8 minutes in 38 games (all starts) en route to being named First Team All-Big Ten by the coaches and Second Team All-Big Ten by the media...helped Michigan advance to 2013 national title game, where it lost to Louisville.
- Three-time All-City performer at Miami Palmetto High School.
- Full name is Timothy Duane Hardaway Jr.
- Son of Hall of Famer Tim Hardaway Sr., who played in 54 games for Dallas in 2001-02...the Hardaways are the first father/son combo in Mavericks history...the duo became the fourth father-son pairing in NBA history to each record at least 10,000 career points (Steph Curry, Dell Curry; Klay Thompson, Mychal Thompson; Jalen Rose, Jimmy Walker).
- Donned No. 10 at Michigan, which is the same number his father wore in college (and had retired at UTEP)...wore No. 5 in his first Knicks stint, as that was his father's rookie number with the Warriors...wore No. 10 with the Hawks, which was the number his dad went on to wear in Golden State, Miami, Dallas and Denver...wore No. 3 in his second stint with the Knicks and is currently sporting No. 11 with the Mavericks.
- On X as @T_HardJR.



	2023-24 HIGHS	CAREER HIGHS	POSTSEASON HIGHS
Points	41 vs. NOP 1/15/24	42 at DET 4/29/21	28 at LAC 5/25/21
Field Goals Made	11 4 times (vs. ORL, 1/29/24)	14 2 times (vs. MIN, 3/23/18)	9 3 times (vs. LAC, 6/4/21)
Field Goals Attempted	23 vs. NOP 1/15/24	27 vs. TOR 11/22/17	19 3 times (vs. LAC, 6/4/21)
Three Point Field Goals Made	9 vs. NOP 1/15/24	10 at MIA 5/4/21	6 at LAC 5/25/21
Three Point FG Attempted	15 2 times (vs. NOP, 1/15/24)	18 at MIA 5/4/21	11 4 times (vs. LAC, 6/4/21)
Free Throws Made	10 vs. NOP 1/15/24	16 at ATL 11/7/18	7 at WAS 4/19/17
Free Throws Attempted	11 vs. ORL 1/29/24	20 at ATL 11/7/18	8 at LAC 5/25/21
Offensive Rebounds	2 3 times (@ LAL, 1/17/24)	4 vs. LAC 1/22/23	2 at LAC 5/22/21
Defensive Rebounds	9 at NOP 11/12/23	10 3 times (@ PHX, 8/2/20)	7 at WAS 4/16/17
Total Rebounds	9 2 times (@ OKC, 3/14/24)	11 at ORL 11/8/17	7 2 times (@ LAC, 6/2/21)
Assists	6 at SAC 3/26/24	8 4 times (vs. MIL, 12/1/18)	5 at LAC 5/25/21
Steals	3 2 times (@ UTA, 3/25/24)	3 26 times (@ UTA, 3/25/24)	2 vs. WAS 4/24/17
Blocks	1 6 times (@ SAC, 3/26/24)	2 8 times (@ MEM, 3/11/23)	1 vs. BOS 4/16/16
Minutes Played	41 vs. NOP 1/15/24	58 vs. NYK 1/29/17	45 at LAC 6/2/21

Tim Hardway Jr. - NBA Regular Season Statistics

SEASON	TEAM	GP	GS	MIN	FG	FGA	FG%	3PM	3PA	3P%	FT	FTA	FT%	OR	DR	TOT	A	ST	TO	BS	PTS	PPG
2013-14	NYK	81	1	1,875	294	687	.428	130	358	.363	106	128	.828	19	102	121	66	44	47	7	824	10.2
2014-15	NYK	70	30	1,681	279	717	.389	121	354	.342	125	156	.801	12	144	156	127	20	82	14	804	11.5
2015-16	ATL	51	1	864	114	265	.430	48	143	.336	50	56	.893	7	79	86	51	21	23	7	326	6.4
2016-17	ATL	79	30	2,154	415	912	.455	149	417	.357	164	214	.766	35	189	224	182	55	106	15	1,143	14.5
2017-18	NYK	57	54	1,885	360	856	.421	130	410	.317	146	179	.816	32	192	224	155	62	92	10	996	17.5
2018-19	NYK	46	46	1,499	282	726	.388	117	337	.347	199	233	.854	26	135	161	122	42	81	6	880	19.1
Went from NYK to DAL																						
2018-19	DAL	19	17	558	108	267	.404	45	140	.321	33	43	.767	7	54	61	37	11	24	2	294	15.5
2018-19	TOT	65	63	2,056	390	993	.393	162	477	.340	232	276	.841	33	189	222	159	53	105	8	1,174	18.1
2019-20	DAL	71	58	2,091	384	884	.434	204	513	.398	149	182	.819	25	207	232	137	41	69	5	1,121	15.8
2020-21	DAL	70	31	1,985	407	911	.447	207	529	.391	142	174	.816	20	209	229	126	31	64	11	1,163	16.6
2021-22	DAL	42	20	1,245	209	530	.394	102	304	.336	78	103	.757	13	143	156	92	38	34	6	598	14.2
2022-23	DAL	71	45	2,152	340	847	.401	212	550	.385	127	165	.770	21	230	251	129	49	60	12	1,019	14.4
2023-24	DAL	79	12	2,120	392	976	.402	211	597	.353	144	169	.852	22	232	254	139	42	69	6	1,139	14.4
TOTALS		736	345	20,106	3,584	8,578	.418	1,676	4,652	.360	1,463	1,802	.812	239	1,916	2,155	1,363	456	751	101	10,307	14.0
PER GAME		--	--	27.3	4.9	11.7	--	2.3	6.3	--	2.0	2.4	--	0.3	2.6	2.9	1.9	0.6	1.0	0.1	14.0	--

Tim Hardway Jr. - NBA Postseason Statistics

SEASON	TEAM	GP	GS	MIN	FG	FGA	FG%	3PM	3PA	3P%	FT	FTA	FT%	OR	DR	TOT	A	ST	TO	BS	PTS	PPG
2015-16	ATL	9	0	87	7	26	.269	2	14	.143	4	6	.667	0	9	9	7	0	3	1	20	2.2
2016-17	ATL	6	6	200	27	82	.329	11	42	.262	12	19	.632	3	13	16	7	3	10	0	77	12.8
2019-20	DAL	6	6	204	40	95	.421	19	54	.352	8	11	.727	3	18	21	11	2	3	0	107	17.8
2020-21	DAL	7	7	262	42	101	.416	23	57	.404	12	16	.750	5	18	23	10	3	6	0	119	17.0
2021-22	DAL	0	0	0	0	0	0	0	0	0	0	0	0	0	0	0	0	0	0	0	0	0.0
TOTALS		28	19	751	116	304	.382	55	167	.329	36	52	.692	11	58	69	35	8	22	1	323	11.5
PER GAME		--	--	26.8	4.1	10.9	--	2.0	6.0	--	1.3	1.9	--	0.4	2.1	2.5	1.2	0.3	0.8	0.0	11.5	--

2023-24 GAME-BY-GAME Regular Season STATISTICS (DAL)

DATE	OPP	P/S	MIN	FG	FGA	FG%	3PM	3PA	3P%	FT	FTA	FT%	OR	DR	TOT	A	ST	BS	TO	PF	+/-	PTS	
10/25/23	at SAS	P	27:55	5	14	.357	3	10	.300	4	4	1.000	2	4	6	4	1	0	1	0	9	17	
10/27/23	BKN	P	30:14	6	17	.353	3	7	.429	4	4	1.000	1	3	4	1	0	0	1	2	13	19	
10/30/23	at MEM	P	29:14	8	14	.571	3	7	.429	2	2	1.000	0	5	5	0	0	0	1	1	6	21	
11/01/23	CHI	P	27:29	8	15	.533	7	13	.538	1	1	1.000	0	3	3	2	1	0	2	0	-9	24	
11/03/23	at DEN	P	26:45	3	8	.375	1	5	.200	2	2	1.000	0	3	3	2	1	0	2	3	-10	9	
11/05/23	CHA	P	32:13	5	17	.294	4	12	.333	2	2	1.000	0	2	2	1	0	0	0	0	1	16	
11/06/23	at ORL	P	30:50	8	16	.500	4	11	.364	1	1	1.000	0	6	6	0	0	0	0	0	3	21	
11/08/23	TOR	P	25:34	6	11	.545	5	9	.556	0	0	.000	1	3	3	2	1	0	0	3	0	-19	17
11/10/23	LAC	P	26:45	6	13	.462	2	8	.250	3	3	1.000	0	3	3	0	0	0	0	0	0	20	17
11/12/23	at NOP	P	28:10	4	14	.286	3	10	.300	4	4	1.000	0	9	9	2	0	0	0	1	14	15	
11/14/23	at NOP	P	21:23	5	11	.455	3	9	.333	4	4	1.000	0	0	0	0	0	0	0	1	2	-26	17
11/15/23	at WAS	P	26:48	11	20	.550	7	11	.636	2	5	400	0	4	4	3	0	0	0	1	1	17	31
11/18/23	at MIL	P	26:19	6	14	.429	4	10	.400	1	1	1.000	0	2	2	0	0	0	1	0	0	17	
11/19/23	SAC	P	27:29	5	11	.455	2	4	.500	2	2	1.000	0	2	2	2	0	0	0	3	-9	14	
11/22/23	at LAL	P	29:56	2	10	.200	2	8	.250	1	2	.500	1	1	2	3	1	0	0	0	11	7	
11/25/23	at LAC	P	29:17	5	14	.357	2	9	.222	0	0	.000	0	3	3	0	0	0	1	2	-9	12	
11/28/23	HOU	P	21:40	4	12	.333	3	8	.375	0	0	.000	1	0	1	0	0	0	0	0	1	11	
12/01/23	MEM																						
12/02/23	OKC																						
12/06/23	UTA	P	21:53	5	14	.357	4	12	.333	3	4	750	1	3	4	2	0	0	0	1	8	17	
12/08/23	at POR	P	36:31	7	12	.583	4	9	.444	2	2	1.000	0	4	4	0	0	0	1	4	15	20	
12/11/23	at MEM																						
12/12/23	LAL	P	36:59	10	21	.476	5	10	.500	7	8	.875	1	2	3	3	1	0	0	2	-6	32	
12/14/23	MIN	P	31:57	4	15	.267	0	7	.000	2	3	.667	0	4	4	0	0	2	2	-30	10		
12/16/23	at POR	P	35:55	8	21	.381	5	15	.333	4	4	1.000	0	6	6	1	0	0	1	0	-12	20	
12/18/23	at DEN	P	21:47	3	12	.250	2	9	.222	0	0	.000	0	2	2	1	0	0	2	2	7	8	
12/20/23	LAC	P	36:48	8	21	.381	3	11	.273	2	2	1.000	1	2	3	3	3	0	0	1	2	1	21
12/22/23	at HOU	S	25:51	6	20	.300	2	8	.250	2	2	1.000	1	2	3	1	0	0	1	0	-27	16	
12/23/23	SAS	S	30:21	9	20	.450	5	11	.455	0	0	.000	0	6	6	3	0	0	0	1	28	23	
12/25/23	at PHX	S	38:07	6	14	.429	3	9	.333	3	3	1.000	0	7	7	2	1	0	1	0	4	10	
12/27/23	CLE	S	29:39	4	13	.308	1	5	.200	5	6	.833	0	4	4	1	0	0	0	2	-5	14	
12/28/23	at MIN	P	32:03	11	19	.579	5	11	.455	5	7	.714	0	3	3	3	2	0	1	2	5	32	
12/30/23	at GSW	P	29:19	5	12	.417	2	8	.250	4	5	.800	0	6	6	5	0	0	0	0	2	9	
01/01/24	at UTA	P	22:42	3	9	.333	0	6	.000	0	0	.000	0	2	2	0	0	0	0	1	-16	6	
01/03/24	POR	P	23:27	3	10	.300	2	5	.400	2	2	1.000	0	3	3	0	0	0	0	2	8	14	
01/05/24	POR	P	26:36	8	14	.571	3	7	.429	0	1	1.000	0	2	2	4	1	1	2	3	21	19	
01/07/24	MIN	P	31:37	4	13	.308	2	8	.250	2	2	1.000	0	4	4	1	0	0	0	2	14	12	
01/09/24	MEM	P	29:35	3	6	.500	2	3															

JADEN HARDY

6'4" • 198 • 7.5.02 • NBA G LEAGUE IGNITE • USA



2ND SEASON IN THE NBA

2ND SEASON WITH THE MAVS

CAREER TRANSACTIONS

- Selected by Sacramento in the second round (37th overall pick) of the 2022 NBA Draft...draft rights traded to Dallas for a 2024 second-round pick and a 2028 second-round pick.

PROFESSIONAL CAPSULE

- Holds career NBA averages of 7.9 points, 1.8 rebounds and 1.4 assists through 121 games (12 starts) with Dallas.
- Appeared in 37 games (3 starts) as a rookie, averaging 7.9 points, 1.6 rebounds and 1.1 assists in 13.8 minutes.
- Shot 36.4% (39-107 3FG) from 3-point range and 84.1% (58-69 FT) from the line.
- Scored 20+ points in each of his first three career starts (22 at MEM 3/11/23; 28 vs. MEM 3/13/23; 22 at SAS 3/15/23), becoming the first Maverick ever to accomplish the feat.
- Recorded three 25-point games, the third-most by a Maverick before turning 21 years old (Luka Dončić, 57; Dennis Smith Jr., 4)...produced five 20-point efforts, the fourth-most by a Maverick before his 21st birthday (Dončić, 86; Smith Jr., 18; Jamal Mashburn, 7)...scored in double figures 12 times.

In first career start, registered 22 points (9-21 FG), 2 rebounds, 3 assists and 1 steal in 37 minutes at MEM (3/11/23).

- In second straight start, produced 28 points, including 16 in the first quarter vs. MEM (3/13/23)...became the first Maverick to score 20+ points in each of his first two career starts...his 16 first-quarter points marked his in any quarter, the most by a rookie in the opening period in 2022-23, and the most by a Mavericks rookie in any frame since Dončić had 18 in the first quarter at CLE (2/2/19).
- In third consecutive start, generated 22 points, including 10 in the fourth quarter, to go with 6 rebounds and 4 assists in 38 minutes at SAS (3/15/23).
- During his career-best three-game 20-point streak (3/11-3/15/23), averaged 24.0 points (.379 3FG%), 5.3 rebounds and 3.3 assists...along with Green (21 at MEM 3/11/23; 23 vs. MEM 3/13/23; 21 at SAS 3/15/23), became the first pair of Maverick teammates under the age of 23 to score 20+ points in the same three-game stretch.

2023-24 SEASON

- Averaged 7.3 points, 1.8 rebounds and 1.5 assists through 73 games this season

(7 starts).

- Recorded a season-high 25 points off the bench vs. DET (4/12/24), which ties for his 4th-most points in a game in his career.
- Had three games this year with more than 5 assists (9 assists vs. POR, 1/5/24; 7 vs. ORL, 1/29/24; 7 vs. SAC, 1/27/24)...prior to this season, he had zero.
- Recorded his most efficient 20-point game vs. ORL (1/29/24), shooting 8-of-9 (.889) from the field...became only one of two players in Mavericks history to record at least 20 points on such efficiency or better while being 21 years old or younger (Dereck Lively II).
- Recorded 19 points, 9 rebounds and 9 assists (vs. POR, 1/5/24), 1 point, rebound and assist away from his first career triple-double...notched his second career 10-5-5 game with 19-9-9...only the ninth player in franchise history to have at least 19 points, 9 rebounds and 9 assists in a game...set career-highs in both rebounds and assists vs. POR (1/29/24).
- Notched career-highs for single-season categories in points (530), rebounds (131), assists (109), steals (22) and 3-pointers made (81).

PRIOR TO NBA/PERSONAL

- Spent the 2021-22 season with the NBA G League Ignite, where he averaged 17.7 points, 4.6 rebounds, 3.2 assists, 1.3 steals and 32.2 minutes in 12 Showcase Cup games (12 starts).
- Participated in the 2022 Rising Stars Challenge at NBA All-Star Weekend on Team Isaiah.
- Named ESPN's top guard and the No. 2 player overall in the class of 2021.
- Was unable to complete his senior season of basketball due to the COVID-19 pandemic, but was still named a 2021 McDonald's High School All-American and selected to the 2021 USA Nike Hoop Summit Team.
- Averaged 30.4 points, 9.1 rebounds and 8.4 assists as a junior at Coronado High School in Henderson, Nevada.
- Father, Ramsey, played college basketball at Tuskegee University...older brother, Amauri, also played for Ignite during the 2021-22 season and with the Legends in 2022-23.
- On X as @JadenHardy1.

	2023-24 HIGHS	CAREER HIGHS	POSTSEASON HIGHS
Points	25 vs. DET 4/12/24	29 at UTA 2/6/23	--
Field Goals Made	9 vs. DET 4/12/24	11 vs. SAS 4/9/23	--
Field Goals Attempted	19 vs. DET 4/12/24	25 vs. MEM 3/13/23	--
Three Point Field Goals Made	5 3 times (@ UTA, 1/1/24)	6 vs. GSW 3/22/23	--
Three Point FG Attempted	12 at HOU 12/22/23	15 vs. MEM 3/13/23	--
Free Throws Made	7 vs. CHA 11/5/23	9 2 times (@ SAS, 3/15/23)	--
Free Throws Attempted	8 vs. CHA 11/5/23	10 at SAS 3/15/23	--
Offensive Rebounds	2 5 times (vs. SAC, 1/27/24)	2 8 times (vs. SAC, 1/27/24)	--
Defensive Rebounds	7 vs. POR 1/5/24	7 2 times (vs. POR, 1/5/24)	--
Total Rebounds	9 vs. POR 1/5/24	9 vs. POR 1/5/24	--
Assists	9 vs. POR 1/5/24	9 vs. POR 1/5/24	--
Steals	3 vs. SAS 12/23/23	3 2 times (vs. SAS, 12/23/23)	--
Blocks	1 4 times (vs. SAS, 2/14/24)	1 11 times (vs. SAS, 2/14/24)	--
Minutes Played	34 at MEM 12/11/23	41 vs. MEM 3/13/23	--

Jaden Hardy - NBA Regular Season Statistics

SEASON	TEAM	GP	GS	MIN	FG	FGA	FG%	3PM	3PA	3P%	FT	FTA	FT%	OR	DR	TOT	A	ST	TO	BS	PTS	PPG
2022-23	DAL	48	5	708	146	333	.438	63	156	.404	65	79	.823	11	78	89	65	17	46	7	420	8.8
2023-24	DAL	73	7	989	195	479	.407	81	224	.362	59	76	.776	20	111	131	109	22	62	4	530	7.3
TOTALS		121	12	1,697	341	812	.420	144	380	.379	124	155	.800	31	189	220	174	39	108	11	950	7.9
PER GAME		--	--	14.0	2.8	6.7	--	1.2	3.1	--	1.0	1.3	--	0.3	1.6	1.8	1.4	0.3	0.9	0.1	7.9	--




2023-24 GAME-BY-GAME Regular Season STATISTICS (DAL)

DATE	OPP	P/S	MIN	FG	FGA	FG%	3PM	3PA	3P%	FT	FTA	FT%	OR	DR	TOT	A	ST	BS	TO	PF	+/-	PTS	
10/25/23	at SAS																						
10/27/23	BKN																						
10/30/23	at MEM	P	9:43	2	6	.333	2	4	.500	0	0	.000	0	0	0	1	0	0	1	1	-7	6	
11/01/23	CHI	P	14:12	3	7	.429	1	2	.500	2	2	1.000	0	1	1	1	0	0	0	0	6	9	
11/03/23	at DEN	P	14:12	2	6	.333	2	4	.500	0	0	.000	1	2	3	3	0	0	0	2	8	6	
11/05/23	CHA	P	14:42	3	7	.429	1	4	.250	7	8	.875	0	4	4	0	0	0	0	1	9	14	
11/06/23	at ORL	P	11:12	1	5	.200	0	3	.000	3	4	.750	0	1	1	1	1	0	0	1	0	2	5
11/08/23	TOR	P	11:50	2	4	.500	1	3	.333	1	2	.500	0	1	1	2	0	0	0	0	-5	6	
11/10/23	LAC	P	12:22	5	8	.625	1	2	.500	0	1	.000	0	2	2	0	0	0	2	1	-8	11	
11/12/23	at NOP	P	7:01	3	6	.500	1	4	.250	0	0	.000	1	1	2	2	0	0	0	1	-3	7	
11/14/23	at NOP	P	18:04	4	12	.333	0	3	.000	1	1	1.000	0	2	2	3	1	0	1	3	-2	9	
11/15/23	at WAS	P	4:22	1	2	.500	0	0	.000	0	1	.000	0	0	0	0	1	0	1	0	-3	2	
11/18/23	at MIL																						
11/19/23	SAC	P	9:45	1	4	.250	1	2	.500	1	2	.500	0	0	0	0	1	0	1	2	0	4	
11/22/23	at LAL	P	7:05	1	5	.200	0	1	.000	0	0	.000	0	0	0	0	0	0	0	0	-2	2	
11/25/23	at LAC	P	7:51	1	3	.333	0	1	.000	2	2	1.000	2	2	4	1	0	0	1	0	1	4	
11/28/23	HOU	P	3:44	0	1	.000	0	0	.000	0	0	.000	0	0	0	0	0	0	0	0	-2	0	
12/01/23	MEM	P	20:51	4	9	.444	0	4	.000	0	2	.000	2	3	5	5	1	0	2	1	-10	8	
12/02/23	OKC	P	14:34	2	6	.333	1	4	.250	1	2	.500	0	2	2	0	0	0	2	5	-17	6	
12/06/23	UTA	P	8:09	3	7	.429	2	4	.500	0	0	.000	2	1	3	4	0	0	1	1	10	8	
12/08/23	at POR																						
12/11/23	at MEM	P	33:58	7	15	.467	5	7	.714	0	0	.000	0	0	0	4	1	0	2	1	6	19	
12/12/23	LAL	P	19:01	1	7	.143	0	3	.000	0	0	.000	0	1	1	1	0	0	1	2	0	2	
12/14/23	MIN	P	12:51	2	4	.500	1	2	.500	0	0	.000	0	2	2	1	0	0	0	0	-1	5	
12/16/23	at POR	P	6:19	2	2	1.000	0	0	.000	0	0	.000	0	3	3	0	0	0	0	1	5	4	
12/18/23	at DEN	P	18:39	3	9	.333	2	3	.667	1	2	.500	0	1	1	4	0	0	1	1	-13	9	
12/20/23	LAC	P	22:55	5	13	.385	5	9	.556	0	0	.000	0	2	2	1	1	0	0	3	1	15	
12/22/23	at HOU	S	24:18	3	17	.176	2	12	.167	0	0	.000	0	2	2	4	0	0	0	5	-33	8	
12/23/23	SAS	P	21:55	1	7	.143	1	4	.250	3	4	.750	0	6	6	1	3	0	0	1	15	6	
12/25/23	at PHX	P	12:42	1	4	.250	1	3	.333	0	0	.000	0	2	2	1	0	0	0	0	4	3	
12/27/23	CLE																						
12/28/23	at MIN	S	30:35	7	18	.389	3	8	.375	0	0	.000	0	2	2	1	1	1	0	2	0	17	
12/30/23	at GSW	S	23:34	4	8	.500	1	5	.200	0	0	.000	0	2	2	0	0	0	1	2	7	9	
01/01/24	at UTA	P	21:22	6	15	.400	5	9	.556	0	0	.000	0	3	3	1	0	0	2	0	-22	17	
01/03/24	POR	P	10:52	4	10	.400	1	6	.167	2	3	.667	0	1	1	1	0	1	0	0	2	11	
01/05/24	POR	S	32:29	8	14	.571	3	7	.429	0	0	.000	2	7	9	9	1	0	4	2	11	19	
01/07/24	MIN	P	4:07	0	1	.000	0	0	.000	0	0	.000	0	0	0	0	0	0	0	0	3	0	
01/09/24	MEM	P	19:00	4	7	.571	2	4	.500	0	0	.000	0	0	0	1	0	0	1	2	-11	10	
01/11/24	NYK	P	22:42	2	8	.250	0	2	.000	4	5	.800	0	6	6	4	0	0	0	2	14	8	
01/13/24	NOP	P	23:21	3	8	.375	2	4	.500	0	0	.000	0	2	2	1	0	0	2	1	-13	8	
01/15/24	NOP	P	15:19	2	7	.286	1	5	.200	0	0	.000	1	3	4	1	0	0	0	2	0	5	
01/17/24	at LAL	P	20:09	3	7	.429	1	5	.200	0	0	.000	0	0	0	0	0	0	1	0	-7	7	
01/22/24	BOS	P	1:42	0	1	.000	0	1	.000	0	0	.000	0	0	0	0	0	0	0	0	-3	0	
01/24/24	PHX	P	15:10	4	9	.444	3	4	.750	0	0	.000	0	3	3	2	0	0	0	1	3	11	
01/26/24	at ATL	P	13:45	2	6	.333	1	3	.333	3	4	.750	1	0	1	1	1	0	0	1	-10	8	
01/27/24	SAC	S	18:55	1	7	.143	1	5	.200	0	0	.000	2	3	5	7	0	0	1	2	-3	3	
01/29/24	ORL	P	26:34	8	9	.889	4	5	.800	0	0	.000	0	1	1	7	1	1	1	2	7	20	
01/31/24	at MIN	S	31:10	6	14	.429	1	5	.200	2	2	1.000	0	2	2	2	1	0	5	2	-23	15	
02/03/24	MIL	P	10:39	1	4	.250	0	2	.000	2	2	1.000	0	2	2	0	0	0	0	2	-4	4	
02/05/24	at PHI	P	14:39	6	10	.600	3	6	.500	2	2	1.000	0	1	1	0	0	0	1	0	3	17	
02/06/24	at BKN	P	7:31	2	2	1.000	2	2	1.000	0	0	.000	1	1	2	1	0	0	1	0	13	6	
02/08/24	at NYK	P	13:33	2	5	.400	0	1	.000	0	0	.000	0	2	2	1	1	0	1	0	2	4	
02/10/24	OKC	P	10:13	4	5	.800	2	3	.667	1	2	.500	0	0	0	3	1	0	0	1	-5	11	
02/12/24	WAS	P	12:55	4	9	.444	2	4	.500	0	0	.000	0	2	2	0	0	0	1	1	9	10	
02/14/24	SAS	P	20:13	6	12	.500	1	3	.333	0	0	.000	0	2	2	1	0	1	0	0	7	13	
02/22/24	PHX	P	1:02	0	1	.000	0	0	.000	0	0	.000	0	0	0	0	0	0	0	0	-3	0	
02/25/24	at IND	P	8:14	3	6	.500	1	2	.500	0	0	.000	0	0	0	1	0	0	0	0	-2	7	
02/27/24	at CLE	P	4:55	1	4	.250	0	2	.000	0	0	.000	0	0	0	1	0	0	0	1	-11	2	
02/28/24	at TOR																						
03/01/24	at BOS	P	3:55	1	3	.333	0	1	.000	0	0	.000	0	0	0	0	0	0	1	0	-4	2	
03/03/24	PHI																						
03/05/24	IND	P	2:01	0	2	.000	0	0	.000	2	2	1.000	0	0	0	0	0	0	0	0	1	2	
03/07/24	MIA																						
03/09/24	at DET	P	4:10	2	4	.500	0	0	.000	4	4	1.000	0	1	1	1	0	0	1	0	-4	8	
03/11/24	at CHI	P	7:23	4	5	.800	1	2	.500	2	2	1.000	0	0	0	0	0	0	1	0	0	11	
03/13/24	GSW	P	1:59	0	2	.000	0	1	.000	0	0	.000	0	0	0	0	0	0	0	0	-4	0	
03/14/24	at OKC	P	17:14	4	10	.400	0	0	.000	1	1	1.000	0	2	2	5	1						

KYRIE IRVING

6'2" • 191 • 3.23.92 • DUKE • USA



13TH SEASON IN THE NBA

2ND SEASON WITH THE MAVS

CAREER TRANSACTIONS

- Selected by Cleveland with the first overall pick in the 2011 NBA Draft.
- Signed a contract extension with Cleveland (7/10/14).
- Traded to Boston in exchange for Jae Crowder, Isaiah Thomas, Ante Žižić, a 2018 first-round pick and a 2020 second-round pick (8/30/17).
- Signed as a free agent by Brooklyn (7/6/19).
- Traded to Dallas with Markieff Morris in exchange for Spencer Dinwiddie, Dorian Finney-Smith, a 2029 first-round pick and two future second-round picks (2/6/23).
- Signed by Dallas (7/7/23).

PROFESSIONAL CAPSULE

- Holds career averages of 23.6 points, 4.0 rebounds, 5.7 assists, 1.3 steals and 34.4 minutes in 729 games (all starts) with Cleveland, Boston, Brooklyn and Dallas.
- Has shot 47.4% (6,340-13,368 FG) from the floor, 39.3% (1,732-4,404 3FG) from 3-point range and 88.6% (2,787-3,146) from the foul line for his career.
- Has shot at least 85.0% from the foul line in each of his 13 NBA seasons, including at least 90.0% from the stripe in each of his last five (2019-20 to 2023-24).
- Is an eight-time All-Star (2013-15, 2017-19, 2021, 2023), including an All-Star starter in each of his last five appearances...was named the All-Star Game MVP in 2014...scored a Mavericks franchise-record 32 points in the 2024 NBA All-Star Game.
- Is a three-time All-NBA selection, earning All-NBA Second Team honors in 2018-19 and All-NBA Third Team accolades in both 2014-15 and 2020-21.
- Helped Cleveland to its lone NBA championship in 2016, delivering the game-winning 3-pointer in Game 7 against Golden State.
- Has earned career five Player of the Week Awards – four in the Eastern Conference (Jan. 21 to 27, 2013; Dec. 9 to 15, 2013; Jan. 26 to Feb. 1, 2015; March 9 to 15, 2015) and in the West (April 1 to 7, 2014).
- Helped the Americans win a gold medal at the 2016 Summer Olympics in Rio...became just the fourth member of Team USA to capture the NBA championship and an Olympic gold medal in the same year, joining LeBron James, Michael Jordan and Scottie Pippen.
- Became the ninth player in NBA history to join the 50-40-90 club after shooting 50.6% from the field, 40.2% from 3-point range and 92.2% from the free throw line in 2020-21...also became only the fourth player to average over 25.0 points while making the 50-40-90 club (joining Stephen Curry, Kevin Durant and Larry Bird).
- Won the 2012 NBA Rookie of the Year Award with 117 of a possible 120 first-place votes...was also the only unanimous selection to the NBA All-Rookie First Team.

2023-24 SEASON

- Averaged 25.6 points, 5.0 rebounds, 5.2 assists, 1.3 steals and 35.0 minutes in 58 games (all starts)...along with teammate Luka Dončić, finished as one of nine players to average at least 25.0 points, 5.0 rebounds and 5.0 assists in 2023-24 (min. 50 games) (Giannis Antetokounmpo, Kevin Durant, Anthony Edwards, Shai Gilgeous-Alexander, LeBron James and Nikola Jokić were the others)...Dončić and Irving became just the third pair of teammates in NBA history to each average at least 25-5-5 for a season (along with GSW's Stephen Curry and Durant in 2018-19 and HOU's James Harden and Russell Westbrook in 2019-20).
- Shot 49.7% (562-1,131 FG) from the field, 41.1% (173-421 3FG) from 3-point range and 90.5% (190-210 FT) from the line, nearly missing his second career 50-40-90 season.
- Among NBA leaders, ranked seventh in FT%, 14th in scoring, 18th in steals, 19th in minutes, 27th in 3FG% and 33rd in assists...also ranked seventh in the league in fourth-quarter scoring (7.3 points).
- Played in 31 straight games (2/5-4/10/24), with the Mavericks going 24-7 in that stretch.
- Made 46 consecutive free throws (2/12-3/26/24), the second-longest such streak of his career (49, 3/15-4/20/21), before seeing it snapped with missed technical foul shot at SAC (3/26/24).
- Threw down a career-high six dunks, after he had six in his previous five seasons combined (2019-23).
- Produced 46 20-point games (32-14 record), including 31 25-point efforts (22-9 record), 13 30-point outings, eight 35-point performances (6-2 record) and three 40-point games (3-0 record)...recorded five double-doubles (4-1 record), all of the

- point/assist variety and four of which came in back-to-back games (18-10 vs. CHA 11/5/23, 21-10 at ORL 11/6/23; 23-10 vs. GSW 3/13/24, 36-12 at OKC 3/14/24).
- Connected on a season-high 7 3-pointers en route to tallying 35 points (13-20 FG, 7-10 3FG, 2-2 FT), 6 rebounds and 7 assists in 29 minutes at NOP (11/12/23).
- Posted 39 points (16-29 FG), including 33 in the second half, to go with 4 rebounds and 6 assists in 34 minutes at MIL (11/18/23)...his 33-point second half marked the third-highest scoring half of his career (41, 1st half, at ORL 3/15/22; 35, 2nd half, at NOP 1/23/17).
- Pulled down 8+ rebounds in five consecutive games (1/1-1/9/24), the longest such streak of his career (8.6 rpg in span).
- Tallied 35 points (14-27 FG, 6-8 3FG, 1-1 FT), 8 rebounds, 5 assists, 3 steals and 2 blocks in 39 minutes vs. MIN (1/7/24), marking the first time in his career he hit each of those benchmarks in a game.
- Registered 44 points (12-26 FG, 6-10 3FG, 8-9 FT), including 20 in the third quarter, to go with 4 rebounds, 10 assists and 2 steals in 40 minutes vs. NYK (1/11/24)...it marked his second career 40-point, 10-assist game and he joined Dončić as the only Mavericks to produce at least 40 points and 10 assists in a game.
- Produced 42 points (13-28 FG, 13-15 FT), 7 rebounds and 7 assists in 41 minutes vs. NOP (1/15/24), marking his third career game recording at least 40-7-7 (44-7-8 vs. CHA 4/5/14, 50-8-7 vs. MIN 10/23/19).
- In return to Brooklyn, recorded 36 points (15-24 FG, 6-10 3FG), 5 assists and 2 steals in 40 minutes at BKN (2/6/24).
- Racked up 34 points (15-22 FG, 4-9 3FG), including 17 in the second quarter, to go with a season-high-tying 9 rebounds, 7 assists, 2 steals and 1 block in 33 minutes vs. SAS (2/14/24).
- Netted 36 points (12-18 FG, 4-7 3FG, 8-8 FT), 4 rebounds, a season-high 12 assists and 2 steals in 38 minutes at OKC (3/14/24).
- Floated in a left-handed runner at the buzzer to defeat the Nuggets 107-105 (3/17/24), giving him second career game-winning buzzer beater (at TOR 12/16/22) and the first by a Maverick against a defending champion in the last 25 years...finished with 24 points, 7 rebounds, 9 assists, 3 steals and 1 block in 40 minutes against the Nuggets.
- Tallied 30 points (11-16 FG, 3-5 3FG, 5-6 FT), including 14 (4-4 FG, 3-3 3FG) in the fourth quarter, in 38 minutes at SAC (3/29/24)...reached 17,000 career points with a jumper at the 5:29 mark of the fourth, becoming the 103rd player in NBA history to reach the milestone.
- Registered a Mavericks career-high 48 points (15-25 FG, 3-8 3FG, 15-17 FT), including 25 in the fourth quarter and OT, in DAL's come-from-behind victory vs. HOU (4/7/24)...his 19-point fourth quarter marked the highest-scoring fourth quarter by a Maverick in 2023-24...became the sixth player in franchise history to have at least 48 points in a game (Dirk Nowitzki, Jamal Mashburn, Jim Jackson, Mark Aguirre, Dončić).
- Named the Western Conference Player of the Week for games played from 4/1-4/7/24 after leading the Mavericks to a 3-1 week with averages of 31.8 points (.524 FG%, .400 3FG%, .931 FT%), 5.3 rebounds, 3.0 assists and 1.5 steals in 40.3 minutes...it marked the fifth time in his career that he garnered Player of the Week honors and the first since 2014-15 (first time as a member of the Western Conference).
- Passed former Heat forward Chris Bosh (17,189) for 100th place on the NBA's all-time scoring list with a 3-pointer at the 8:08 mark of the third quarter at MIA (4/10/24) (the basket gave him 17,192 career points)...finished with 25 points (10-15 FG, 5-8 3FG), 3 rebounds, 4 assists and 2 steals in 37 minutes.
- Missed three games due to a left foot sprain (10/30-11/1/23; 11/15/23), one game due to right foot soreness (12/2/23), 12 games due to a right heel contusion (12/11-12/30/23), seven games due to a right thumb sprain (1/24-2/3/24; 2/6/24) and one game due to left hamstring soreness (4/12/24).

PLAYOFF CAPSULE

- Has appeared in 74 career playoff games (all starts) with Brooklyn, Boston and Cleveland...holds playoff career averages of 23.3 points, 3.7 rebounds and 4.8 assists in 36.7 minutes per game...has shot 45.5% (629-1,383 FG) from the field, 39.3% (172-438 3FG) from 3-point range and 89.1% (294-330 FT) from the free-throw line.
- Helped Cleveland secure its first NBA championship in 2016.
- 2022 (BKN):** Appeared in four of Brooklyn's playoff games (all starts) vs. BOS, averaging 21.3 points, 5.3 rebounds, 2.3 assists, 1.8 steals and 1.3 blocks in 42.6





minutes...shot 44.4% (28-63 FG) from the field, 38.1% (8-21 3FG) from 3-point range and 100% (21-21 FT) from the line...totaled 39 points (12-20 FG, 6-10 3FG, 9-9 FT), 5 rebounds, 6 assists and 4 steals in 42 minutes in Game 1 at BOS (4/17/22)...the 39 points matched his highest-scoring playoff game as a Net (Game 4 of Brooklyn's first round series vs. BOS 5/30/21) and were the second-most in a playoff series opener in franchise history (Drazen Petrovic, 40, Game 1 vs. CLE 4/23/92)...it was also the highest-scoring effort in a playoff series opener against the Celtics since Michael Jordan poured in 49 points in Game 1 of the Bulls' first round series at BOS (4/17/86).

- » **2021 (BKN):** Appeared in the Nets' first nine games of the playoffs (all starts)...averaged 22.7 points, 5.8 rebounds, 3.4 assists and 1.0 steals in 36.1 minutes...shot 47.2% (77-163 FG) from the field, 36.9% (24-65 3FG) from 3-point range and 92.9% (26-28 FT) from the line...played just 17 minutes in the ninth game (Game 4 at MIL) before suffering an ankle injury that sidelined him for the last three games of the playoffs...tallied 20+ points in six of the eight full playoff games he saw action in, including a playoff-high 39 points to go with 11 rebounds in Game 4 of the first-round series vs. BOS...joined Kenyon Martin (2004 first round and 2002 NBA Finals) as the only Nets to register 35+ points and 10+ rebounds in a playoff game...in the first round series vs. BOS, averaged 24.8 points (.494 FG, .389 3FG, .923 FT), 6.4 rebounds and 2.8 assists in 36.9 minutes.
- » **2019 (BOS):** Appeared in nine games for Boston (all starts), putting up averages of 21.3 points, postseason career-highs of 7.0 assists, 4.4 rebounds, and 1.4 steals in 36.7 minutes...shot 90.0% (36-40 FT) from the line...registered five games with 20+ points, including a 37-point outing in a Game 2 win over IND (4/17/19)...produced three double-doubles, all of the point-assist variety.
- » **2018 (BOS):** Did not participate due to a left knee injury.
- » **2017 (CLE):** Appeared in all 18 games (all starts) during the 2017 playoffs for Cleveland...averaged 25.9 points, 2.8 rebounds, 5.3 assists and 1.3 steals in 36.3 minutes...shot 46.8% (173-370 FG) from the field, 37.3% (44-118 3FG) from 3-point range, and 90.5% (76-84 FT) from the line...in the First Round against IND, averaged 25.3 points and 3.0 assists in 34.3 minutes...poured in 37 points shooting 58.3% (14-24 FG) from the field in 34 minutes in Game 2 vs. IND (4/17/17)...in the Eastern Conference Finals against BOS, averaged 25.8 points 2.0 rebounds, 5.4 assists and 1.2 steals in 35.4 minutes...shot 62.2% (46-74 FG) from the field, 50.0% (15-30 3FG) from 3-point range and 91.7% (22-24 FT) from the line...scored a postseason career-high 42 points shooting 68.2% (15-22 FG) from the field, to go with 3 rebounds and 4 assists in 41 minutes in Game 4 of the Eastern Conference Finals against BOS (5/23/17)...tied a franchise postseason record for points in a quarter (21 in 3rd quarter) and broke the franchise playoff record for field goals made in a quarter (9 in 3rd quarter)...in the NBA Finals against Golden State, averaged 29.4 points, 4.0 rebounds and 4.4 assists in 40.4 minutes.
- » **2016 (CLE):** Appeared in 21 games (all starts) during Cleveland's championship run in the 2016 playoffs...averaged 25.2 points, 3.0 rebounds, 4.7 assists and 1.7 steals in 36.9 minutes...shot 47.5% (201-423 FG) from the field, 44.0% (51-116 3FG) from 3-point range, and 87.5% (77-88 FT) from the line...scored 20+ points in 18 of the 21 playoff games...topped at least 30 points a team-high six times in the playoffs and ranked fourth in the NBA Playoffs in 3-pointers made (51)...in the First Round against DET, averaged a team-high 27.5 points, which was the highest in the 2016 First Round among all NBA players...in the semifinals against ATL, averaged 21.3 points, 6.3 assists and 1.3 steals in 34.8 minutes while shooting 66.7% (12-18 3FG) from 3-point range...in the Conference Finals against TOR, averaged 24.2 points, 3.3 rebounds, 4.5 assists and 1.8 steals in 35.0 minutes...in the NBA Finals against Golden State, averaged 27.1 points, 3.9 rebounds, 3.9 assists and 2.1 steals in 39.0 minutes...shot 40.5% from 3-point range and 93.9% (31-33 FT) from the line...after pouring in a then playoff career-high 41 points shooting 70.8% (17-24 FG) from the field in Game 5 of The Finals (5/13/16), he became just the second player in Finals history to shoot at least 70.0% in a 40-point game, joining Wilt Chamberlain, in a Game 6 win over the Knicks in 1970 (45 points, 74.0% FG)...scored 30+ points in three straight Finals games (Games 3-5), joining Rick Barry (1967) and Dwyane Wade (2006) as the only players in the last 50 years to score 30+ points in three straight NBA Finals games before the age of 25.
- » **2015 (CLE):** Appeared in 13 games (all starts) during Cleveland's NBA Finals run

in the 2015 playoffs...averaged 19.0 points, 3.6 rebounds, 3.8 assists and 1.3 steals in 35.7 minutes...shot 43.8% (81-185 FG) from the field and a team-high 45.0 (27-60 3FG) from 3-point range...scored in double figures in 12 of 13 career playoff games, including seven 20-point performances...in four games against BOS in the First Round, averaged 23.3 points, 5.0 rebounds, 4.3 assists, 1.0 steal and 1.0 block in 40.5 minutes while shooting 48.0% (12-25 3FG) from 3-point range...scored 56 points in his first two playoff contests with Cleveland (4/19/15 and 4/21/15), with only LeBron James (58 points in 2006) scoring more in his first two playoff games as a Cavalier...in the Semifinals against CHI, averaged 17.5 points and 1.3 steals while shooting 89.5% (34-38 FT) from the line in 34.8 minutes...in Game 1 of the NBA Finals at GSW (6/4/15), tallied 23 points, 7 rebounds, 6 assists, a playoff career-high 4 steals and 2 blocks in 44 minutes...became first NBA player to total at least 23 points, 7 rebounds, 6 assists, 4 steals and 2 blocks in a playoff game since 5/2/00 when Chris Webber accomplished that feat against the Lakers...missed two games in the Eastern Conference Finals (5/22-5/24/15) due to left knee tendinitis and five games in the NBA Finals (6/7-6/16/15) due to a fractured left knee cap.

PRIOR TO NBA/PERSONAL

- » Played one season at Duke in 2010-11...appeared in 11 games as a freshman, missing 26 contests with a toe injury on his right foot...averaged 17.5 points, 3.4 rebounds, 4.3 assists and 1.5 steals in 27.5 minutes while shooting 52.9% (55-104 FG) from the field, 46.2% (18-39 3FG) from 3-point range and 90.1% (64-71 FT) from the line...scored a game-high 31 points to go with 6 rebounds, 4 assists, 2 blocks and 2 steals vs. No. 6 Michigan State in the ACC/Big Ten Challenge, marking just the fourth time in Duke history a freshman scored 30+ points in a game...selected as CBE Classic MVP after averaging 14.5 points, 4.0 rebounds, 6.0 assists and 1.5 steals in four games in November...injured his toe in the second half of a win vs. Butler (12/4/10)...returned to action in the NCAA Tournament and averaged 17.7 points, 2.3 rebounds and 2.0 assists in Duke's three outings...scored team highs of 14 points against Hampton and 28 points against Arizona in the Sweet 16.
- » Father, Drederick, played at Boston University from 1984-88...Drederick had his jersey retired and ranks second in BU history with 1,931 career points...he went on to play professionally for the Bulleen Boomers in Australia, where Kyrie was born and holds citizenship along with the United States.
- » His godfather is former NBA player Rod Strickland.
- » As a high school senior, he was named McDonald's All-America, First Team All-America by Parade Magazine and USA Today, and finalist for the Naismith Boy's High School Player of the Year.
- » His KAI Family Enterprise created KAI Eleven Consulting, LLC, which seeks to uplift underrepresented entrepreneurs and businesses that don't have access to proper guidance in the business world.
- » Donated \$1.5 million to help cover the salaries of WNBA players who opted out of the 2020 season during the COVID-19 pandemic... Paid off the tuition for nine students at HBCU Lincoln University during his foundation's 11 days of giving in December campaign.
- » Gave \$323,000 to Feeding America during COVID-19 and partnered with City Harvest to donate 250,000 meals across the New York area.
- » Among other outreach efforts has donated to Brooklyn's Moms of Black Boys United for Social Change, a Bronx family who was transitioning from a homeless shelter to permanent housing, school supplies to 25 teenage Kenyan girls, 100 book bags with personal care items to teens and young adults at Newark's Covenant House shelter, soil to Greater Newark Conservancy and funds to Christine's Kitchen, a food pantry and soup kitchen in his hometown of West Orange, New Jersey, among others.
- » Signed a deal with Anta in July 2023 and released The KAI 1s during the 2023-24 season...the shoe features hieroglyphic-inspired detailing and design aspects that draw on his Native American heritage.
- » Took on the role of "Uncle Drew" in a series of Pepsi Max advertisements and eventual movie, which episodes include appearances from Bill Russell, Kevin Love, Nate Robinson, Maya Moore, Baron Davis, Shaquille O'Neal, Chris Webber, Reggie Miller and Ray Allen.
- » On X as @Kyrielrving.

	2023-24 HIGHS	CAREER HIGHS	POSTSEASON HIGHS
Points	48 vs. HOU 4/7/24	60 at ORL 3/15/22	42 vs. BOS 5/23/17
Field Goals Made	16 at MIL 11/18/23	20 2 times (@ ORL, 3/15/22)	17 at GSW 6/13/16
Field Goals Attempted	29 at MIL 11/18/23	36 vs. POR 1/28/15	29 vs. GSW 6/7/17
Three Point Field Goals Made	7 at NOP 11/12/23	11 vs. POR 1/28/15	7 vs. GSW 6/9/17
Three Point FG Attempted	14 vs. NOP 1/13/24	19 vs. POR 1/28/15	12 2 times (@ BOS, 5/30/21)
Free Throws Made	15 vs. HOU 4/7/24	17 vs. IND 2/10/21	11 3 times (@ BOS, 5/30/21)
Free Throws Attempted	17 vs. HOU 4/7/24	17 2 times (vs. HOU, 4/7/24)	12 3 times (vs. MIL, 5/3/19)
Offensive Rebounds	5 vs. MIN 1/7/24	5 2 times (vs. MIN, 1/7/24)	3 7 times (@ BOS, 4/20/22)
Defensive Rebounds	9 vs. POR 1/5/24	10 3 times (@ DET, 11/2/19)	8 2 times (@ BOS, 5/30/21)
Total Rebounds	9 4 times (vs. SAS, 2/14/24)	11 8 times (vs. LAL, 2/26/23)	11 2 times (@ BOS, 5/30/21)
Assists	12 at OKC 3/14/24	18 vs. TOR 1/16/19	11 2 times (@ MIL, 4/28/19)
Steals	4 2 times (vs. MEM, 1/9/24)	8 vs. MIA 1/21/19	4 3 times (@ BOS, 4/17/22)
Blocks	3 at CHA 4/9/24	4 3 times (vs. CHA, 12/7/22)	3 at IND 4/23/17
Minutes Played	45 vs. HOU 4/7/24	48 at CLE 1/20/21	45 at MIL 6/10/21



DERRICK JONES JR.

6'6" • 210 • 2.15.97 • UNLV • USA



8TH SEASON IN THE NBA

1ST SEASON WITH THE MAVS

CAREER TRANSACTIONS

- » Signed with the Phoenix Suns (9/13/16).
- » Waived by the Suns (12/7/17).
- » Signed a Two-Way contract with the Miami Heat (12/31/17).
- » Signed a standard NBA contract with the Heat (7/1/18).
- » Signed as a free agent with the Portland Trail Blazers (11/22/20).
- » As part of a three-team deal, traded by the Trail Blazers, along with and 2022 first round draft pick, to the Chicago Bulls; Chicago traded Lauri Markkanen to the Cleveland Cavaliers; Cleveland traded a 2023 second-round pick to Chicago; Cleveland traded Larry Nance Jr. to Portland (8/28/21).
- » Signed with the Chicago Bulls (7/6/22).
- » Signed with the Dallas Mavericks (8/18/23).

PROFESSIONAL CAPSULE

- » Holds career averages of 6.7 points, 3.3 rebounds, 0.7 assists in 420 games (163 starts) with Phoenix, Miami, Portland, Chicago and Dallas.
- » Notched career-high 25 points (10-12 FG) at LAC (2/5/20) to go with 9 rebounds, 3 assists and 2 steals.
- » Hauled in a career-high 14 rebounds at LAL (12/10/18) with 8 points (3-4 FG), 3 steals and 3 blocks in 2018-19.
- » Helped Miami to an NBA finals appearance in 2020 during the NBA Bubble.
- » Was the NBA Slam Dunk Contest champion in 2020.

2022-23 SEASON

- » Appeared in 76 games (66 starts), averaging a career-high 8.6 points and 3.3 rebounds in 23.5 minutes.
- » Shot .483% (56-131 FG) from the field, 38.8% (45-116 3FG) from 3-point range and 83.3% (10-12 FT) from the line.
- » Recorded 24 points twice this season (vs. OKC, 12/2/23; vs. NOP, 1/13/24), one point shy of this career-high which he set in 2019-10.
- » Scored 17 points against the Bulls (11/1/23), the second time in his career he has scored at least 17 points in back-to-back games in his career.
- » Recorded 11 points and 10 rebounds against the Los Angeles Clippers (11/10/23), his first career double-double.
- » Notched 15 points in three consecutive games for the first time in his career (15, vs. HOU, 11/28/23; 16, vs. MEM, 12/1/23; 24, vs. OKC, 12/2/23).
- » Recorded a career-high six threes vs. OKC (12/2/23).

- » Recorded back-to-back games with four-or-more 3-pointers for the first time in his career (4 vs. MEM, 12/1/23; 6 vs. OKC, 12/2/23).
- » Reached 19 points (6-11 FG, 2-4 3FG, 5-5 FT) vs. LAC (12/20/23), his ninth 15-point game this season, surpassing his previous most 15-point games in a season (8, 2019-20), ending the season with 14 of such games.
- » Garnered six games with 20+ points, the most in his career in a single season (prev. 2, 2019-20).

PLAYOFF CAPSULE

- » Holds career playoff averages of 2.0 points, 0.9 rebounds, 0.4 assists and 7.5 minutes in 22 games with Miami (15 games), Portland (2 games) and Chicago (5 games).
- » **2022 (CHI):** Appeared in five games of the first round series against MIL and averaged 3.8 points, 1.4 rebounds and 11.8 minutes.
- » **2021(POR):** Played in two games of the first round series against DEN, recording 4 points and 1 steal in 10 total minutes.
- » **2020(MIA):** Saw action in 15 games for the Heat in the team's run to the NBA Finals and averaged 1.5 points, 0.8 rebounds and 6.5 minutes...led Miami in blocks one game...made his NBA postseason debut in Game 1 of the first round series vs. IND, totaling 6 points, 2 rebounds and 1 steal in 13 minutes.

PRIOR TO NBA/PERSONAL

- » Played one season at UNLV and averaged 11.5 points, 4.5 rebounds, 1.33 blocks and 21.5 minutes in 30 games (15 starts)...shot 58.9% from the field...finished the season as the Runnin' Rebels' second-leading scorer...scored in double figures 18 times, including five games with 20+ points...recorded four double-doubles, including a career-high 26 points to go with 10 rebounds vs. Chaminade at the Maui Invitational...grabbed 18 rebounds vs. San Jose State on 2/10/16...was declared ineligible by the NCAA on 3/2/16, ending his freshman season prematurely.
- » Full name is Derrick Labrent Jones Jr. and nickname is "Airplane Mode."
- » Son of Derrick, Sr. and Otissee Jones...has one brother and two sisters.
- » Father to three sons (Derrick Jones III, Princeton and Roman).
- » Favorite sport other than basketball is bowling.
- » Would like to coach when his playing career is over.
- » Finished his high school career as the leading scorer in Archbishop John Carroll High School history with 1,645 career points.
- » On X as @TheRea1DJones.

	2023-24 HIGHS	CAREER HIGHS	POSTSEASON HIGHS
Points	24 2 times (vs. NOP, 1/13/24)	25 at LAC 2/5/20	9 at MIL 4/27/22
Field Goals Made	9 at PHX 12/25/23	10 2 times (vs. CHA, 3/11/20)	3 at MIL 4/27/22
Field Goals Attempted	18 at PHX 12/25/23	18 at PHX 12/25/23	8 at MIL 4/27/22
Three Point Field Goals Made	6 vs. OKC 12/2/23	6 vs. OKC 12/2/23	2 vs. MIL 9/4/20
Three Point FG Attempted	12 vs. OKC 12/2/23	12 vs. OKC 12/2/23	5 at MIL 4/27/22
Free Throws Made	8 at MIN 12/28/23	9 at SAC 2/7/20	2 at MIL 4/27/22
Free Throws Attempted	8 at MIN 12/28/23	14 at SAC 2/7/20	3 at MIL 4/27/22
Offensive Rebounds	6 vs. DEN 3/17/24	7 vs. MIN 12/30/18	2 2 times (@ MIL, 4/17/22)
Defensive Rebounds	6 6 times (@ TOR, 2/28/24)	10 vs. SAS 1/15/20	2 at IND 8/18/20
Total Rebounds	10 2 times (vs. MIN, 1/7/24)	14 at LAL 12/10/18	2 7 times (vs. MIL, 4/22/22)
Assists	4 at POR 12/16/23	4 7 times (@ POR, 12/16/23)	2 3 times (vs. IND, 8/24/20)
Steals	4 at DET 3/9/24	5 2 times (@ GSW, 1/1/21)	1 8 times (vs. MIL, 4/24/22)
Blocks	3 5 times (vs. GSW, 4/5/24)	4 2 times (@ BKN, 12/4/21)	3 at MIL 9/2/20
Minutes Played	39 vs. LAC 12/20/23	39 vs. LAC 12/20/23	16 vs. BOS 9/19/20



Derrick Jones Jr. - NBA Regular Season Statistics

Table with columns: SEASON, TEAM, GP, GS, MIN, FG, FGA, FG%, 3PM, 3PA, 3P%, FT, FTA, FT%, OR, DR, TOT, A, ST, TO, BS, PTS, PPG. Includes totals and per game averages.

Derrick Jones Jr. - NBA Postseason Statistics

Table with columns: SEASON, TEAM, GP, GS, MIN, FG, FGA, FG%, 3PM, 3PA, 3P%, FT, FTA, FT%, OR, DR, TOT, A, ST, TO, BS, PTS, PPG. Includes totals and per game averages.

2023-24 GAME-BY-GAME Regular Season STATISTICS (DAL)

Large table with columns: DATE, OPP, P/S, MIN, FG, FGA, FG%, 3PM, 3PA, 3P%, FT, FTA, FT%, OR, DR, TOT, A, ST, TO, BS, PF, +/-, PTS. Lists game-by-game performance.

Summary row for 2023 season with columns: 2023, 2023, AVG, 76-66, 23.0, 3.1, 6.5, .483, 1.1, 3.1, .13, 1.8, .713, 1.1, 2.2, 3.3, 1.0, 0.7, 0.7, 0.9, 1.6, 0.7, 8.6.



MAXI KLEBER

6'10" • 240 • 1.29.92 • BAYERN MUNICH • GERMANY



FORWARD/CENTER

7TH SEASON IN THE NBA

7TH SEASON WITH THE MAVS

CAREER TRANSACTIONS

- » Played in Germany (2009-14)...played in Spain (2014-15)...played in Germany (2015-17).
- » Signed by Dallas (7/13/17).
- » Re-signed by Dallas (7/10/19).
- » Signed to a contract extension by Dallas (9/8/22).

PROFESSIONAL CAPSULE

- » Holds career averages of 6.7 points, 4.5 rebounds, 1.1 assists, 0.9 blocks and 22.6 minutes in 406 games (148 starts).
- » Has shot 44.6% (960-2,153 FG) from the field, 35.7% (477-1,336 3FG) from beyond the arc and 77.7% (321-413 FT) from the line.
- » Ranks 7th in Mavericks history in blocks (361).

2023-24 SEASON

- » Averaged 4.4 points, 3.3 rebounds, 1.6 assists and 20.3 minutes in 43 games (7 starts).
- » Converted two 3-pointers in the season opener against the Spurs (10/25/23), just the third time in his career he has hit multiple threes in the season opener.
- » Scored season-high 21 points (8-11 FG, 4-7 3FG) vs. MIL (2/3/24).
- » Blocked season-high 4 shots at NYK (2/8/24).
- » Recorded a season-high 12 rebounds vs. OKC (2/10/24) alongside 12 points for his ninth career double-double.
- » Swiped season-high 3 steals vs. UTA (3/21/24).
- » Missed 35 games due to a right small toe dislocation (11/3/23-1/26/24), which he suffered vs. CHI (11/1/23)...missed two games due to a nasal fracture (2/14, 2/28/24)...missed two games due to back spasms (4/5, 4/14/24).

PLAYOFF CAPSULE

- » Holds career postseason averages of 7.5 points, 4.7 rebounds, 1.3 assists and

27.3 minutes in 31 games (10 starts)...has shot 45.1% (79-175 FG) from the field and 37.9% (47-124 3FG) from 3-point range.

- » **2022 (DAL):** Played in all 18 games for the Mavericks in their run to the Western Conference Finals and averaged playoff career-high 8.7 points, 4.6 rebounds and 1.1 assists in 25.4 minutes...set postseason career highs for FG% (.509, 54-106 FG) and 3FG% (.436, 34-78 3FG), finishing 11th among playoff qualifiers in 3FG%...shot 51.6% (16-31 3FG) from beyond the arc in the opening-round series vs. UTA...went 8-of-11 (.727) from deep en route to tallying a playoff career-high 25 points to go along with 6 rebounds and 3 assists in 32 minutes in Game 2 vs. UTA (4/18/22)...his 8 3-pointers were one shy of the franchise record for the most in a playoff game (Jason Terry, 9-10 3FG, Game 4 of WCS vs. LAL 5/8/11) and his most in any game (regular season or postseason).
- » **2021 (DAL):** In seven first-round games (4 starts) vs. LAC, averaged 5.3 points, 3.6 rebounds and 1.4 assists in 26.7 minutes.
- » **2020 (DAL):** Started all six games of DAL's first-round series vs. LAC and averaged 6.7 points, 6.5 rebounds, 1.5 assists and team-high 1.2 blocks in 33.9 minutes.

PRIOR TO NBA/PERSONAL

- » Two-time BBL All-Star (2014, 2017).
- » In 37 Basketball Bundesliga (BBL) games for Germany's Bayern Munich in 2016-17, averaged 8.9 points, 5.3 rebounds and 1.2 blocks en route to being named a BBL All-Star, All-BBL Second Team and BBL Most Effective Player...also played professionally in Spain.
- » Full name is Maximilian Kleber.
- » Hails from Würzburg, Germany, the same hometown as Mavericks great Dirk Nowitzki (who he was teammates with in Dallas for two seasons from 2017-19).
- » On X as @maxikleber.

	2023-24 HIGHS	CAREER HIGHS	POSTSEASON HIGHS
Points	21 vs. MIL 2/3/24	26 at ORL 2/21/20	25 vs. UTA 4/18/22
Field Goals Made	8 vs. MIL 2/3/24	10 at ORL 2/21/20	8 vs. UTA 4/18/22
Field Goals Attempted	11 vs. MIL 2/3/24	14 vs. CHA 1/4/20	11 vs. UTA 4/18/22
Three Point Field Goals Made	4 vs. MIL 2/3/24	6 2 times (vs. CHI, 1/9/22)	8 vs. UTA 4/18/22
Three Point FG Attempted	7 vs. MIL 2/3/24	12 vs. CHA 1/4/20	11 vs. UTA 4/18/22
Free Throws Made	6 vs. HOU 4/7/24	6 2 times (vs. HOU, 4/7/24)	4 vs. UTA 4/16/22
Free Throws Attempted	8 2 times (vs. HOU, 4/7/24)	8 3 times (vs. HOU, 4/7/24)	5 at PHX 5/2/22
Offensive Rebounds	4 at CHA 4/9/24	6 at OKC 12/31/19	3 2 times (@ LAC, 5/22/21)
Defensive Rebounds	9 vs. OKC 2/10/24	12 3 times (@ BOS, 3/13/22)	8 vs. LAC 8/23/20
Total Rebounds	12 vs. OKC 2/10/24	14 3 times (vs. IND, 1/29/22)	10 at LAC 8/19/20
Assists	5 at PHI 2/5/24	6 at LAC 11/23/21	4 2 times (vs. PHX, 5/6/22)
Steals	3 vs. UTA 3/21/24	4 vs. SAS 1/16/19	2 at PHX 5/4/22
Blocks	4 at NYK 2/8/24	6 2 times (vs. SAS, 10/28/21)	3 3 times (vs. GSW, 5/24/22)
Minutes Played	34 vs. MIL 2/3/24	42 vs. OKC 2/2/22	37 vs. LAC 8/23/20

Maxi Kleber - NBA Regular Season Statistics

SEASON	TEAM	GP	GS	MIN	FG	FGA	FG%	3PM	3PA	3P%	FT	FTA	FT%	OR	DR	TOT	A	ST	TO	BS	PTS	PPG
2017-18	DAL	72	35	1,206	151	309	.489	40	128	.313	44	59	.746	71	163	234	51	26	30	47	386	5.4
2018-19	DAL	71	18	1,502	175	386	.453	77	218	.353	58	74	.784	90	239	329	70	36	54	78	485	6.8
2019-20	DAL	74	21	1,890	237	514	.461	119	319	.373	79	93	.849	112	276	388	88	25	58	83	672	9.1
2020-21	DAL	50	40	1,341	116	275	.422	87	212	.410	34	37	.919	47	213	260	68	24	30	35	353	7.1
2021-22	DAL	59	21	1,450	141	354	.398	83	255	.325	46	65	.708	70	280	350	68	30	47	58	411	7.0
2022-23	DAL	37	5	930	77	169	.456	39	112	.348	27	38	.711	30	105	135	52	12	27	30	220	5.9
2023-24	DAL	43	7	871	63	146	.432	32	92	.348	33	47	.702	30	113	143	68	17	28	30	191	4.4
TOTALS		406	147	9,186	960	2,153	.446	477	1,336	.357	321	413	.777	450	1,389	1,839	465	170	274	361	2,718	6.7
PER GAME		--	--	22.6	2.4	5.3	--	1.2	3.3	--	0.8	1.0	--	1.1	3.4	4.5	1.1	0.4	0.7	0.9	6.7	--



Maxi Kleber - NBA Postseason Statistics

SEASON	TEAM	GP	GS	MIN	FG	FGA	FG%	3PM	3PA	3P%	FT	FTA	FT%	OR	DR	TOT	A	ST	TO	BS	PTS	PPG
2019-20	DAL	6	6	203	13	39	.333	5	26	.192	9	12	.750	10	29	39	9	2	4	7	40	6.7
2020-21	DAL	7	4	187	12	30	.400	8	20	.400	5	7	.714	5	20	25	10	3	1	0	37	5.3
2021-22	DAL	18	0	457	54	106	.509	34	78	.436	15	21	.714	15	67	82	20	4	11	15	157	8.7
TOTALS		31	10	846	79	175	.451	47	124	.379	29	40	.725	30	116	146	39	9	16	22	234	7.5
PER GAME		--	--	27.3	2.5	5.6	--	1.5	4.0	--	0.9	1.3	--	1.0	3.7	4.7	1.3	0.3	0.5	0.7	7.5	--

2023-24 GAME-BY-GAME Regular Season STATISTICS (DAL)

DATE	OPP	P/S	MIN	FG	FGA	FG%	3PM	3PA	3P%	FT	FTA	FT%	OR	DR	TOT	A	ST	BS	TO	PF	+/-	PTS
10/25/23	at SAS	S	23:03	2	7	.286	2	5	.400	0	0	.000	2	5	7	2	0	1	0	3	-12	6
10/27/23	BKN	P	25:55	0	3	.000	0	0	.000	0	0	.000	1	4	5	2	0	0	0	1	10	0
10/30/23	at MEM	P	22:08	2	4	.500	1	3	.333	2	2	1.000	1	4	5	2	1	0	2	2	7	7
11/01/23	CHI	P	4:10	0	2	.000	0	1	.000	0	0	.000	0	2	2	0	0	0	0	0	-1	0
11/03/23	at DEN																					
11/05/23	CHA																					
11/06/23	at ORL																					
11/08/23	TOR	P	15:08	0	0	.000	0	0	.000	4	8	.500	0	2	2	4	0	0	2	2	-7	4
11/10/23	LAC																					
11/12/23	at NOP																					
11/14/23	at NOP																					
11/15/23	at WAS																					
11/18/23	at MIL																					
11/19/23	SAC																					
11/22/23	at LAL																					
11/25/23	at LAC																					
11/28/23	HOU																					
12/01/23	MEM																					
12/02/23	OKC																					
12/06/23	UTA																					
12/08/23	at POR																					
12/11/23	at MEM																					
12/12/23	LAL																					
12/14/23	MIN																					
12/16/23	at POR																					
12/18/23	at DEN																					
12/20/23	LAC																					
12/22/23	at HOU																					
12/23/23	SAS																					
12/25/23	at PHX																					
12/27/23	CLE																					
12/28/23	at MIN																					
12/30/23	at GSW																					
01/01/24	at UTA																					
01/03/24	POR																					
01/05/24	POR																					
01/07/24	MIN																					
01/09/24	MEM																					
01/11/24	NYK																					
01/13/24	NOP	P	11:00	1	3	.333	0	2	.000	0	0	.000	1	1	2	1	1	0	1	0	5	2
01/15/24	NOP	S	19:16	1	3	.333	0	2	.000	2	2	1.000	0	5	5	1	0	2	1	5	-12	4
01/17/24	at LAL	P	21:11	2	3	.667	2	3	.667	0	0	.000	1	0	1	3	0	2	1	5	-17	6
01/22/24	BOS	P	25:31	3	7	.429	0	3	.000	1	1	1.000	0	2	2	0	0	2	1	2	-1	7
01/24/24	PHX	P	22:18	1	2	.500	0	1	.000	0	0	.000	2	1	3	3	0	0	1	3	2	2
01/26/24	at ATL																					
01/27/24	SAC	P	12:55	2	6	.333	1	3	.333	0	0	.000	1	1	2	0	0	0	0	0	-17	5
01/29/24	ORL	P	22:20	0	1	.000	0	0	.000	1	2	.500	0	1	1	1	0	0	1	1	3	1
01/31/24	at MIN	P	18:04	1	2	.500	1	1	1.000	0	0	.000	0	2	2	0	0	1	2	5	-11	3
02/03/24	MIL	S	33:50	8	11	.727	4	7	.571	1	1	1.000	0	3	3	2	2	0	2	5	-14	21
02/05/24	at PHI	S	27:30	6	8	.750	2	4	.500	0	0	.000	2	2	4	5	0	1	1	0	12	14
02/06/24	at BKN	S	30:22	3	7	.429	1	5	.200	0	0	.000	0	2	2	3	1	0	1	3	10	7
02/08/24	at NYK	S	27:28	1	2	.500	0	1	.000	0	2	.000	1	3	4	3	1	4	1	1	13	2
02/10/24	OKC	S	25:06	3	6	.500	2	4	.500	4	4	1.000	3	9	12	3	1	1	0	1	26	12
02/12/24	WAS	P	23:53	2	5	.400	1	3	.333	0	1	.000	1	4	5	0	0	1	2	1	14	5
02/14/24	SAS																					
02/22/24	PHX	P	25:48	3	7	.429	1	3	.333	0	0	.000	0	2	2	1	1	0	0	1	3	7
02/25/24	at IND	P	24:30	1	3	.333	1	2	.500	0	0	.000	0	1	1	1	0	0	0	0	-9	3
02/27/24	at CLE	P	26:48	1	3	.333	1	2	.500	1	2	.500	1	6	7	1	0	1	0	2	-3	4
02/28/24	at TOR																					
03/01/24	at BOS	P	20:14	0	1	.000	0	1	.000	1	2	.500	0	2	2	2	0	0	1	1	-7	1
03/03/24	PHI	P	25:39	0	2	.000	0	2	.000	2	2	1.000	0	5	5	2	0	0	0	4	10	2
03/05/24	IND	P	15:26	0	3	.000	0	3	.000	0	0	.000	0	1	1	0	0	0	0	3	-8	0
03/07/24	MIA	P	22:11	1	3	.333	1	2	.500	0	0	.000	0	4	4	1	0	2	0	1	16	3
03/09/24	at DET	P	17:04	0	2	.000	0	2	.000	0	0	.000	1	5	6	0	1	1	0	2	6	0
03/11/24	at CHI	P	12:47	0	1	.000	0	1	.000	2	2	1.000	0	4	4	1	0	0	0	1	15	2
03/13/24	GSW	P	7:54	0	1	.000	0	0	.000	0	0	.000	0	0	0	1	0	0	0	3	-2	0
03/14/24	at OKC	P	20:37	1	2	.500	0	1	.000	1	2	.500	0	2	2	1	1	1	0	0	-6	3
03/17/24	DEN	P	20:55	0	3	.000	0	3	.000	0	0	.000	0	4	4	3	0	0	0	3	-8	0
03/19/24	at SAS	P	21:48	2	2	1.000	1	1	1.000	0	0	.000	0	1	1	4	0	0	0	3	27	5
03/21/24	UTA	P	17:47	2	3	.667	2	3	.667	1	2	.500	1	1	2	2	3	0	1	3	15	7
03/25/24	at UTA	P	15:29	1	4	.250	0	3	.000	0	0	.000	1	2	3	0	0	1	0	1	-2	2
03/26/24	at SAC	P	10:58	0	0	.000	0	0	.000	0	0	.000	0	0	0	0	1	0	1	0	2	0
03/29/24	at SAC	P	15:04	2	2	1.000	2	2	1.000	0	0	.000	1	1	2	2	0	0	0	0	8	6
03/31/24	at HOU	P	20:18	1	2	.500	0	1	.000	0	0	.000	1	3	4	0	0	0	2	2	-4	2
04/02/24	at GSW	P	16:41	0	4	.000	0	1	.000	0	0	.000	1	2	3	2	1	3	0	1	5	0
04/04/24	ATL	P	21:01	2	5	.400	1	3	.333	2	2	1.000	2	4	6	2	0	1	1	2	3	7
04/05/24	GSW																					
04/07/24	HOU	P	30:23	1	3	.333	1	3	.333	6	8	.750	0	4	4	3	2	1	1	4	29	9
04/09/24	at CHA	P	19																			

AJ LAWSON

6'6" • 185 • 7.15.00 • SOUTH CAROLINA • CANADA



2ND SEASON IN THE NBA

2ND SEASON WITH THE MAVS

CAREER TRANSACTIONS

- » Went undrafted in the 2021 NBA Draft.
- » Signed with Atlanta (8/18/21).
- » Waived by Atlanta (10/7/21) and joined the College Park Skyhawks for the 2021-22 NBA G League season.
- » Signed with the Cuelph Nighthawks of the Canadian Elite Basketball League (4/26/22).
- » Signed a Two-Way contract with Minnesota (7/26/22).
- » Waived by Minnesota (10/14/22).
- » Signed a second Two-Way contract with Minnesota (11/15/22).
- » Waived by Minnesota (12/7/22) and returned to College Park for the 2022-23 NBA G League season.
- » Signed a Two-Way contract with Dallas (12/26/22).
- » Signed by Dallas to a multi-year contract (3/3/24).

PROFESSIONAL CAPSULE

- » Holds career averages of 3.4 points, 1.2 rebounds and 7.4 minutes in 57 games (0 starts) with Minnesota and Dallas.

2023-24 SEASON

- » Appeared in 42 games and averaged 3.2 points, 1.2 rebounds and 7.4 minutes.
- » Scored 10+ points in four games.
- » Recorded a career-high 17 points (7-10 FG, 3-4 3FG), a career-high 7-rebounds, 3 assists and 2 steals vs. SAS (12/23/23).
- » Moved from a Two-Way contract to a multi-year contract (3/3/24).

- » Played in 7 games (7 starts) for the G League Texas Legends during the Showcase Cup and averaged 21.1 points, 6.6 rebounds, 1.7 assists and 34.1 minutes.

PRIOR TO NBA/PERSONAL

- » Joined the Mavericks after beginning the 2022-23 season with the G League's College Park Skyhawks and Iowa Wolves, where he averaged 19.9 points (.527 FG%), 6.3 rebounds, 2.2 assists, 1.6 steals and 33.5 minutes in 13 total games (all starts).
- » Was a three-year player at the University of South Carolina, where he totaled 1,153 points, 325 rebounds, 167 assists and 101 steals in 81 games (80 starts) for the Gamecocks...earned SEC All-Freshman Team honors in 2018-19 (13.4 ppg, 4.3 rpg, 2.9 apg, 1.1 spg) and Second Team All-SEC accolades as a junior in 2020-21 (16.6 ppg, 4.1 rpg, 1.2 apg, 1.5 spg).
- » During the summer of 2019, represented Canada at the FIBA U19 World Cup in Greece, averaging a team-high 16.7 points, including an event-high 31 points vs. Senegal...played for Canada at the FIBA U18 Americas Championship during the summer of 2018, averaging 14.8 points, 5.4 rebounds and 1.2 assists...scored an event-high 20 points against Ecuador at the FIBA U18 Americas Championship, and tallied 18 points with 12 rebounds against the USA.
- » Full name is Anthony Randolph "AJ" Lawson...son of Anthony Lawson and Kathleen Parchment...has a sister, Keisha.
- » Is a Toronto native and has teamed with Mavericks center Dwight Powell on the Canadian national team.

	2023-24 HIGHS	CAREER HIGHS	POSTSEASON HIGHS
Points	17 vs. SAS 12/23/23	17 vs. SAS 12/23/23	--
Field Goals Made	7 vs. SAS 12/23/23	7 vs. SAS 12/23/23	--
Field Goals Attempted	13 at OKC 4/14/24	13 at OKC 4/14/24	--
Three Point Field Goals Made	3 2 times (vs. SAS, 12/23/23)	3 2 times (vs. SAS, 12/23/23)	--
Three Point FG Attempted	7 vs. OKC 12/2/23	7 vs. OKC 12/2/23	--
Free Throws Made	5 vs. POR 1/5/24	5 vs. POR 1/5/24	--
Free Throws Attempted	6 vs. POR 1/5/24	6 vs. POR 1/5/24	--
Offensive Rebounds	3 vs. SAS 12/23/23	3 2 times (vs. SAS, 12/23/23)	--
Defensive Rebounds	5 vs. DET 4/12/24	5 vs. DET 4/12/24	--
Total Rebounds	7 vs. SAS 12/23/23	7 vs. SAS 12/23/23	--
Assists	3 vs. SAS 12/23/23	3 vs. SAS 12/23/23	--
Steals	4 at HOU 12/22/23	4 at HOU 12/22/23	--
Blocks	1 3 times (@ MIN, 1/31/24)	1 3 times (@ MIN, 1/31/24)	--
Minutes Played	31 vs. SAS 12/23/23	31 vs. SAS 12/23/23	--

AJ Lawson - NBA Regular Season Statistics

SEASON	TEAM	GP	GS	MIN	FG	FGA	FG%	3PM	3PA	3P%	FT	FTA	FT%	OR	DR	TOT	A	ST	TO	BS	PTS	PPG
2022-23	MIN	1	0	2	1	1	1.000	0	0	.000	0	0	.000	0	1	1	0	0	0	0	2	2.0
Went from MIN to DAL.																						
2022-23	DAL	14	0	106	21	43	.488	10	25	.400	2	8	.250	6	14	20	2	2	3	0	54	3.9
2022-23	TOT	15	0	107	22	44	.500	10	25	.400	2	8	.250	6	15	21	2	2	3	0	56	3.7
2023-24	DAL	42	0	311	54	121	.446	13	50	.260	15	23	.652	14	36	50	20	10	14	3	136	3.2
TOTALS		57	0	417	76	165	.461	23	75	.307	17	31	.548	20	51	71	22	12	17	3	192	3.4
PER GAME		--	--	7.3	1.3	2.9	--	0.4	1.3	--	0.3	0.5	--	0.4	0.9	1.2	0.4	0.2	0.3	0.1	3.4	--



2023-24 GAME-BY-GAME Regular Season STATISTICS (DAL)

DATE	OPP	P/S	MIN	FG	FGA	FG%	3PM	3PA	3P%	FT	FTA	FT%	OR	DR	TOT	A	ST	BS	TO	PF	+/-	PTS	
10/25/23	at SAS																						
10/27/23	BKN																						
10/30/23	at MEM																						
11/01/23	CHI																						
11/03/23	at DEN																						
11/05/23	CHA																						
11/06/23	at ORL																						
11/08/23	TOR																						
11/10/23	LAC																						
11/12/23	at NOP																						
11/14/23	at NOP																						
11/15/23	at WAS																						
11/18/23	at MIL																						
11/19/23	SAC																						
11/22/23	at LAL																						
11/25/23	at LAC																						
11/28/23	HOU																						
12/01/23	MEM	P	4:18	0	1	.000	0	1	.000	1	2	.500	0	1	1	0	0	0	0	0	4	1	
12/02/23	OKC	P	18:52	4	10	.400	3	7	.429	1	2	.500	0	0	0	2	0	1	0	1	9	12	
12/06/23	UTA	P	6:39	2	2	1.000	0	0	.000	0	0	.000	1	0	1	0	0	0	0	0	7	4	
12/08/23	at POR	P	6:37	1	3	.333	0	2	.000	0	0	.000	0	1	1	0	0	0	0	1	-4	2	
12/11/23	at MEM	P	13:38	2	7	.286	0	4	.000	0	0	.000	1	0	1	1	0	0	1	0	1	4	
12/12/23	LAL	P	00:02	0	0	.000	0	0	.000	0	0	.000	0	0	0	0	0	0	0	0	-3	0	
12/14/23	MIN	P	1:46	1	1	1.000	0	0	.000	0	0	.000	0	0	0	0	0	0	0	0	1	2	
12/16/23	at POR	P	0:38	0	0	.000	0	0	.000	0	0	.000	0	0	0	0	0	0	0	0	0	0	
12/18/23	at DEN	P	14:50	2	4	.500	1	2	.500	1	2	.500	1	1	2	0	0	0	1	2	-9	6	
12/20/23	LAC	P	00:31	0	0	.000	0	0	.000	0	0	.000	0	0	0	0	0	0	0	0	0	0	
12/22/23	at HOU	P	23:20	3	4	.750	0	1	.000	2	2	1.000	0	2	2	1	4	0	3	0	2	8	
12/23/23	SAS	P	30:35	7	10	.700	3	4	.750	0	0	.000	3	4	7	3	2	0	1	2	16	17	
12/25/23	at PHX	P	04:59	0	2	.000	0	2	.000	0	0	.000	0	1	1	0	0	0	0	0	-1	0	
12/27/23	CLE																						
12/28/23	at MIN																						
12/30/23	at GSW																						
01/01/24	at UTA																						
01/03/24	POR	P	8:26	1	4	.250	1	1	1.000	0	0	.000	0	0	0	0	1	0	0	1	-3	3	
01/05/24	POR	P	24:52	4	8	.500	1	4	.250	5	6	.833	1	4	5	2	2	0	2	5	21	14	
01/07/24	MIN																						
01/09/24	MEM	P	4:42	1	3	.333	1	2	.500	0	0	.000	1	1	2	0	0	0	0	1	-3	3	
01/11/24	NYK																						
01/13/24	NOP	P	6:05	1	3	.333	0	1	.000	1	1	1.000	0	1	1	1	0	0	1	0	4	3	
01/15/24	NOP	P	13:37	1	3	.333	1	2	.500	0	0	.000	1	0	1	0	0	1	0	1	-1	3	
01/17/24	at LAL	P	4:44	1	1	1.000	0	0	.000	0	0	.000	0	0	0	0	0	0	0	0	6	2	
01/22/24	BOS																						
01/24/24	PHX	P	4:48	1	3	.333	1	2	.500	0	0	.000	0	1	1	1	0	0	0	0	0	3	
01/26/24	at ATL																						
01/27/24	SAC	P	03:46	1	2	.500	0	1	.000	0	0	.000	0	0	0	1	0	0	1	1	-9	2	
01/29/24	ORL																						
01/31/24	at MIN	P	15:27	1	5	.200	0	2	.000	1	2	.500	1	1	2	1	0	1	0	2	-5	3	
02/03/24	MIL																						
02/05/24	at PHI	P	4:41	3	3	1.000	0	0	.000	0	2	.000	0	0	0	0	0	0	0	0	0	6	
02/06/24	at BKN																						
02/08/24	at NYK	P	1:17	0	0	.000	0	0	.000	0	0	.000	0	0	0	0	0	0	0	0	-2	0	
02/10/24	OKC	P	5:44	2	4	.500	1	2	.500	0	0	.000	1	1	2	0	0	0	0	2	0	5	
02/12/24	WAS	P	00:03	0	0	.000	0	0	.000	0	0	.000	0	0	0	0	0	0	0	0	0	0	
02/14/24	SAS	P	5:26	0	1	.000	0	0	.000	0	0	.000	0	2	2	0	0	0	0	0	-2	0	
02/22/24	PHX																						
02/25/24	at IND																						
02/27/24	at CLE																						
02/28/24	at TOR	P	00:39	1	1	1.000	0	0	.000	0	0	.000	1	0	1	0	0	0	0	0	-1	2	
03/01/24	at BOS																						
03/03/24	PHI																						
03/05/24	IND	P	2:01	1	1	1.000	0	0	.000	0	0	.000	0	0	0	0	0	0	0	0	1	2	
03/07/24	MIA																						
03/09/24	at DET	P	3:14	1	1	1.000	0	0	.000	0	0	.000	0	0	0	0	0	0	0	0	-2	2	
03/11/24	at CHI	P	6:09	1	5	.200	0	2	.000	1	2	.500	0	1	1	1	1	0	0	1	2	3	
03/13/24	GSW	P	1:59	0	0	.000	0	0	.000	0	0	.000	0	0	0	0	0	0	0	0	-4	0	
03/14/24	at OKC																						
03/17/24	DEN																						
03/19/24	at SAS																						
03/21/24	UTA	P	1:04	1	2	.500	0	0	.000	0	0	.000	0	0	0	0	0	0	0	0	0	2	
03/25/24	at UTA	P	00:48	0	0	.000	0	0	.000	0	0	.000	0	0	0	0	0	0	0	0	0	0	
03/26/24	at SAC	P	5:29	3	3	1.000	0	0	.000	0	0	.000	0	1	1	0	0	0	0	0	7	6	
03/29/24	at SAC																						
03/31/24	at HOU	P	1:58	0	1	.000	0	0	.000	0	0	.000	0	1	1	0	0	0	0	0	1	0	
04/02/24	at GSW																						
04/04/24	ATL	P	00:45	0	0	.000	0	0	.000	0	0	.000	0	1	1	0	0	0	0	0	2	0	
04/05/24	GSW	P	5:11	0	2	.000	0	1	.000	0	0	.000	0	0	0	1	0	0	0	0	-1	0	
04/07/24	HOU																						
04/09/24	at CHA	P	3:52	1	2	.500	0	0	.000	0	0	.000	0	0	0	0	0	0	1	1	2	2	
04/10/24	at MIA	P	1:57	0	0	.000	0	0	.000	0	0	.000	0	2	2	1	0	0	0	0	4	0	
04/12/24	DET	P	21:49	1	6	.167	0	2	.000	0	0	.000	1	5	6	2	0	0	2	0	-4	2	
04/14/24	at OKC	P	23:32	5	13	.385	0	5	.000	2	2	1.000	1	4	5	2	0	0	1	1	-18	12	
2023	TTL	42-0	287	54	121	.446	13	50	.260	15	23	.652	14	36	50	20	10	3	14	22	18	136	
2023	AVG	--	6.8	1.3	2.9	--	0.3	1.2	--	0.4	0.5	--	0.3	0.9	1.2	0.5	0.2	0.1	0.3	0.5	0.4	3.2	



DERECK LIVELY II

7'1" • 234 • 2.12.04 • DUKE • USA



ROOKIE SEASON IN THE NBA

ROOKIE SEASON WITH THE MAVS

CAREER TRANSACTIONS

- Selected by Oklahoma City in the first round (12th overall pick) of the 2023 NBA Draft...draft rights traded to Dallas for Davis Bertans and the draft rights to 10th overall pick Cason Wallace.

2023-24 SEASON

- Appeared in 55 games (42 starts), is averaging 8.8 points (.747 FG%), 6.9 rebounds, 1.1 assists, 0.7 steals, 1.4 blocks and 23.5 minutes.
- Notched the highest field-goal percentage by any rookie in NBA history (min. 40 games played) after shooting 74.7% from the field...was 1st among rookies in field-goal percentages .747% (221-296 FG) and 3rd among rookies for rebounds per game (6.9 rebounds) and blocks per game (1.4 blocks)
- Recorded a block in nine consecutive games (10/25/23-11/12/23), the longest streak by a Mavericks rookie to start a season...one of 20 players in NBA history to have a block in the first nine games of his career since 1970-71...his eight consecutive games with a block ties for the fifth-longest streak with a block by a Mavericks rookie.
- The Mavericks had a 16-6 record when he scored in double figures and a 6-2 record when he produced a double-double.
- Recorded a career-high 22 points (11-12 FG) off the bench at CHI (3/11/24), becoming one of five rookies in NBA history to have multiple games with 20-or-more points on .910-or-better shooting (Buck Williams, 1981-82; Steve Johnson, 1981-82; Arvydas Sabonis, 1995-96; DeAndre Jordan, 2008-09)...recorded a career-high in points, just the second time in franchise history a rookie has posted at least 20 points on .910 or better shooting with the first instance also being from Lively (vs. OKC, 12/2/23) (20 pts on 9-of-9 shooting)...with 16 points in the first half against the Bulls (3/11/24), he scored the most points in a single half in his career.
- Recorded 20 points (8-9 FG) and 11 rebounds vs. ORL (1/31/24), tying his season-high and posting his third 20-point double-double...made him the first Mavericks rookie in history to record at least 20 points on .889 field goal percentage twice.
- At PHX (12/25/23), tied a then-career-high 20 points while adding 10 rebounds for his fifth career double-double and his second career 20-point double-double...his 20 points and 10 rebounds marked franchise-highs for most points or rebounds by a Mavericks rookie on Christmas Day.
- Recorded 16 points and 16 rebounds at MEM (12/11/23), becoming just the third Mavericks rookie to record multiple 15-15 games in team history (2, Luka Dončić, Sam Perkins).
- Recorded a then-career-high 20 points (9-9 FG, 2-5 FT), a career-high 16 rebounds, seven blocks and a steal vs. OKC (12/2/23), becoming the first rookie in NBA history in the shot clock area to record a 20-15 game, with a 100-percent FG Percentage...became the fourth rookie in Mavericks history to record a 20-point,

15-rebound game (21-16, Luka Dončić, 4/9/2019; 29-16, Sam Perkins, 3/16/1985; 38-16, Jay Vincent, 2/12/1982)...his seven blocks vs. OKC (12/2/23) was just the second time in Mavericks history that a rookie has recorded seven-or-more blocks in a game (7 blocks, Bernard James, 2/22/2013).

- Recorded 14 rebounds vs. CHA (11/5/23), the most in a game by a Mavericks rookie since Dončić in 2018-19.
- Recorded 16 points and 10 rebounds in his NBA debut (at SAS, 10/25/23), the first time a Mavericks rookie recorded a double-double coming off the bench in their debut and the 16 points off the bench is a new franchise record for a rookie debut.
- Missed one game due to an illness (11/8/23), one game due to low back contusion (11/25/23), nine games due to a left ankle sprain (12/18-12/23/23; 1/5-1/13/24), one game due to a broken nose (1/31), six games due to a nasal fracture (2/3-2/12/24), one game due to right knee soreness (4/2), seven games due to a right knee sprain (4/4-4/14/24) and one game due to personal reasons.
- Was selected for the 2024 NBA Rising Stars Game during All-Star Weekend in Indianapolis.

PRIOR TO NBA/PERSONAL

- Born Dereck Jerome Lively II on February 12, 2004 in Philadelphia.
- Son of Dereck Lively and Katherine Drysdale...his late mother Kathy, who passed away on 4/12/24, played basketball at Penn State from 1988-92 and served as PSU's Director of Marketing and Fan Experience.
- A five-star center out of Westtown School in West Chester, Pa... led Westtown to a 31-7 record and the Pennsylvania Independent Schools Athletic Association state championship in 2022...as a senior, averaged 14.0 points, 14.0 rebounds and 4.5 blocks per game...a McDonald's All-American and a First Team All-State honoree in 2022...rated as the No. 1 overall player in ESPN 100's rankings for the class of 2022...ranked No. 1 at his position (center) and No. 1 in the state of Pennsylvania by ESPN...named the Pennsylvania Gatorade Player of the Year in 2022.
- Also swam and played football in high school.
- In only season at Duke (2022-23), averaged 5.2 points, 5.4 rebounds and shot 65.8% from the field...named to the ACC All-Freshman Team, the ACC All-Defensive Team and Second Team All-ACC Tournament...in the postseason, averaged 5.8 points on 76.5% shooting with 7.4 boards, 3.0 blocks and 1.6 assists...finished the year with 82 total blocked shots, five shy of the NCAA lead, to rank 2nd in the ACC...his 82 rejections were second-most by a Duke freshman in a single season and tied for the 10th most by any Duke player in a season...named ACC Rookie of the Week for the first time in his career on 2/6/23...grabbed 9 first-half rebounds en route to 12 boards in game vs. Oral Roberts and recorded 6 blocks against the Golden Eagles to set a freshman record for blocks in an NCAA Tournament game, and third-most by any Duke player.
- On X as @DereckLively.

	2023-24 HIGHS					CAREER HIGHS					POSTSEASON HIGHS				
Points	22 at CHI 3/11/24					22 at CHI 3/11/24					--				
Field Goals Made	11 at CHI 3/11/24					11 at CHI 3/11/24					--				
Field Goals Attempted	12 at CHI 3/11/24					12 at CHI 3/11/24					--				
Three Point Field Goals Made	--					--					--				
Three Point FG Attempted	1 2 times (@ NOP, 11/14/23)					1 2 times (@ NOP, 11/14/23)					--				
Free Throws Made	4 2 times (vs. ORL, 1/29/24)					4 2 times (vs. ORL, 1/29/24)					--				
Free Throws Attempted	9 2 times (vs. ORL, 1/29/24)					9 2 times (vs. ORL, 1/29/24)					--				
Offensive Rebounds	7 2 times (vs. NOP, 1/15/24)					7 2 times (vs. NOP, 1/15/24)					--				
Defensive Rebounds	13 at GSW 12/30/23					13 at GSW 12/30/23					--				
Total Rebounds	16 2 times (@ MEM, 12/11/23)					16 2 times (@ MEM, 12/11/23)					--				
Assists	6 vs. CHI 11/1/23					6 vs. CHI 11/1/23					--				
Steals	4 at IND 2/25/24					4 at IND 2/25/24					--				
Blocks	7 vs. OKC 12/2/23					7 vs. OKC 12/2/23					--				
Minutes Played	41 vs. ORL 1/29/24					41 vs. ORL 1/29/24					--				

Dereck Lively II - NBA Regular Season Statistics

SEASON	TEAM	GP	GS	MIN	FG	FGA	FG%	3PM	3PA	3P%	FT	FTA	FT%	OR	DR	TOT	A	ST	TO	BS	PTS	PPG
2023-24	DAL	55	42	1,294	221	296	.747	0	2	.000	41	81	.506	135	243	378	60	36	50	77	483	8.8
TOTALS		55	42	1,294	221	296	.747	0	2	.000	41	81	.506	135	243	378	60	36	50	77	483	8.8
PER GAME		--	--	23.5	4.0	5.4	--	0.0	0.0	--	0.7	1.5	--	2.5	4.4	6.9	1.1	0.7	0.9	1.4	8.8	--



2023-24 GAME-BY-GAME Regular Season STATISTICS (DAL)

DATE	OPP	P/S	MIN	FG	FGA	FG%	3PM	3PA	3P%	FT	FTA	FT%	OR	DR	TOT	A	ST	BS	TO	PF	+/-	PTS	
10/25/23	at SAS	P	30:40	7	8	.875	0	0	.000	2	3	.667	5	5	10	1	1	1	1	1	4	20	16
10/27/23	BKN	S	16:50	4	4	1.000	0	0	.000	1	2	.500	1	1	2	0	0	1	1	1	0	1	9
10/30/23	at MEM	S	13:38	1	2	.500	0	0	.000	0	0	.000	1	5	6	0	0	1	0	5	-2	2	
11/01/23	CHI	S	33:21	3	5	.600	0	0	.000	1	4	.250	7	6	13	6	2	1	1	3	15	7	
11/03/23	at DEN	S	24:48	2	3	.667	0	1	.000	0	0	.000	1	3	4	0	1	1	0	2	-10	4	
11/05/23	CHA	S	32:25	7	9	.778	0	0	.000	1	2	.500	3	11	14	1	0	1	2	4	1	15	
11/06/23	at ORL	S	15:50	4	5	.800	0	0	.000	2	2	1.000	2	3	5	0	1	1	2	5	1	10	
11/08/23	TOR																						
11/10/23	LAC	S	26:12	3	8	.375	0	0	.000	0	0	.000	2	2	4	1	0	1	1	6	15	6	
11/12/23	at NOP	S	26:16	4	5	.800	0	0	.000	2	4	.500	1	1	2	0	1	2	1	5	13	10	
11/14/23	at NOP	S	21:05	1	2	.500	0	1	.000	2	2	1.000	3	6	9	2	0	0	0	2	-8	4	
11/15/23	at WAS	S	23:38	7	8	.875	0	0	.000	3	3	1.000	4	5	9	2	1	2	1	2	16	17	
11/18/23	at MIL	S	23:55	3	4	.750	0	0	.000	0	0	.000	3	7	10	2	0	1	3	5	-1	6	
11/19/23	SAC	S	29:09	3	6	.500	0	0	.000	0	0	.000	5	4	9	0	1	2	1	3	-16	6	
11/22/23	at LAL	S	19:08	1	3	.333	0	0	.000	0	0	.000	4	6	10	3	0	0	1	0	1	2	6
11/25/23	at LAC																						
11/28/23	HOU	S	27:48	4	4	1.000	0	0	.000	0	0	.000	2	3	5	2	0	2	0	5	-2	8	
12/01/23	MEM	S	22:31	2	5	.400	0	0	.000	0	0	.000	1	4	5	1	1	2	2	1	-8	4	
12/02/23	OKC	S	39:19	9	9	1.000	0	0	.000	2	5	.400	6	10	16	0	1	7	2	2	12	20	
12/06/23	UTA	S	24:06	5	6	.833	0	0	.000	0	0	.000	1	3	4	1	1	2	0	2	26	10	
12/08/23	at POR	S	28:21	5	6	.833	0	0	.000	0	0	.000	1	8	9	2	1	2	2	4	6	10	
12/11/23	at MEM	S	35:24	8	9	.889	0	0	.000	0	0	.000	5	11	16	2	0	1	4	3	5	16	
12/12/23	LAL	S	30:03	4	7	.571	0	0	.000	0	0	.000	4	4	8	0	2	3	1	4	8	8	
12/14/23	MIN	S	31:51	7	9	.778	0	0	.000	1	2	.500	3	3	6	0	1	2	2	3	-12	15	
12/16/23	at POR	S	5:59	0	1	.000	0	0	.000	0	0	.000	1	1	2	0	0	0	0	0	-4	0	
12/18/23	at DEN																						
12/20/23	LAC																						
12/22/23	at HOU																						
12/23/23	SAS																						
12/25/23	at PHX	S	31:34	8	9	.889	0	0	.000	4	9	.444	3	7	10	1	0	0	1	3	18	20	
12/27/23	CLE	S	24:50	2	2	1.000	0	0	.000	0	1	.000	2	2	4	1	0	2	1	4	-7	4	
12/28/23	at MIN	S	15:01	1	4	.250	0	0	.000	0	0	.000	3	1	4	2	0	0	2	5	-16	2	
12/30/23	at GSW	S	34:32	5	7	.714	0	0	.000	2	3	.667	1	13	14	1	0	0	1	2	12	12	
01/01/24	at UTA	S	24:36	5	8	.625	0	0	.000	0	0	.000	2	4	6	2	1	1	0	1	-3	10	
01/03/24	POR	S	18:48	0	1	.000	0	0	.000	0	0	.000	1	3	4	4	2	3	0	1	23	0	
01/05/24	POR																						
01/07/24	MIN																						
01/09/24	MEM																						
01/11/24	NYK																						
01/13/24	NOP																						
01/15/24	NOP	S	26:14	2	2	1.000	0	0	.000	2	2	1.000	7	5	12	1	0	0	2	4	-2	6	
01/17/24	at LAL	S	28:01	8	9	.889	0	0	.000	0	0	.000	5	6	11	2	1	0	2	2	-5	16	
01/22/24	BOS	S	24:33	3	3	1.000	0	0	.000	0	0	.000	4	4	8	1	0	2	1	2	-7	6	
01/24/24	PHX	S	25:29	4	5	.800	0	0	.000	0	0	.000	1	1	2	1	1	1	0	2	-20	8	
01/26/24	at ATL	S	27:33	4	7	.571	0	0	.000	1	2	.500	2	9	11	4	1	4	1	5	16	9	
01/27/24	SAC	S	31:03	6	9	.667	0	0	.000	1	2	.500	4	5	9	0	1	0	1	5	11	13	
01/29/24	ORL	S	40:38	8	9	.889	0	0	.000	4	9	.444	3	8	11	1	1	1	2	5	13	20	
01/31/24	at MIN																						
02/03/24	MIL																						
02/05/24	at PHI																						
02/06/24	at BKN																						
02/08/24	at NYK																						
02/10/24	OKC																						
02/12/24	WAS																						
02/14/24	SAS	P	17:08	3	5	.600	0	0	.000	2	2	1.000	1	4	5	1	0	4	0	0	27	8	
02/22/24	PHX	S	15:53	2	3	.667	0	0	.000	1	2	.500	3	1	4	1	0	2	0	1	-3	5	
02/25/24	at IND	S	14:29	2	3	.667	0	0	.000	0	1	.000	1	2	3	0	4	0	0	3	9	4	
02/27/24	at CLE	S	22:09	4	4	1.000	0	0	.000	1	4	.250	2	4	6	0	0	2	0	1	-5	9	
02/28/24	at TOR	S	23:24	4	4	1.000	0	0	.000	1	2	.500	1	3	4	1	2	5	0	1	0	9	
03/01/24	at BOS	S	23:26	7	7	1.000	0	0	.000	1	2	.500	2	2	4	1	2	1	0	0	-15	15	
03/03/24	PHI	S	18:22	2	3	.667	0	0	.000	0	0	.000	2	1	3	0	0	1	1	5	-7	4	
03/05/24	IND	S	15:30	0	2	.000	0	0	.000	0	0	.000	1	0	1	0	0	0	1	3	-8	0	
03/07/24	MIA	P	23:03	2	3	.667	0	0	.000	0	0	.000	2	0	2	1	0	0	0	4	17	4	
03/09/24	at DET																						
03/11/24	at CHI	P	20:00	11	12	.917	0	0	.000	0	0	.000	2	5	7	3	2	2	1	3	22	22	
03/13/24	GSW	P	19:42	6	8	.750	0	0	.000	0	0	.000	1	7	8	0	0	2	1	0	8	12	
03/14/24	at OKC	P	14:01	2	3	.667	0	0	.000	0	0	.000	1	1	2	0	0	0	0	2	-2	4	
03/17/24	DEN	P	23:06	7	8	.875	0	0	.000	0	3	.000	4	4	8	0	0	2	3	3	-18	14	
03/19/24	at SAS	P	16:03	5	7	.714	0	0	.000	2	2	1.000	1	4	5	1	0	1	0	3	-4	12	
03/21/24	UTA	P	15:29	3	5	.600	0	0	.000	0	2	.000	3	2	5	1	0	0	1	0	-17	6	
03/25/24	at UTA	P	18:20	3	3	1.000	0	0	.000	0	0	.000	0	9	9	0	1	0	0	1	-3	6	
03/26/24	at SAC	P	21:58	2	5	.400	0	0	.000	0	0	.000	0	7	7	1	1	2	0	1	10	4	
03/29/24	at SAC	P	23:46	5	7	.714	0	0	.000	2	4	.500	3	6	9	2	0	1	0	1	-1	12	
03/31/24	at HOU	P	13:21	1	1	1.000	0	0	.000	0	0	.000	1	1	2	0	1	2	0	1	24	2	
04/02/24	at GSW																						
04/04/24	ATL																						
04/05/24	GSW																						
04/07/24	HOU																						
04/09/24	at CHA																						
04/10/24	at MIA																						
04/12/24	DET																						
04/14/24	at OKC																						
2023	TTL	55-42	1,270	221	296	.747	0	2															

MORRIS

MARKIEFF
6'9" • 245 • 9.2.89 • KANSAS • USA



13TH SEASON IN THE NBA

2ND SEASON WITH THE MAVS

CAREER TRANSACTIONS

- » Selected by Phoenix in the first round (13th overall pick) of the 2011 NBA Draft (5/23/11).
- » Signed a contract extension with the Suns (9/29/14).
- » Traded by Phoenix to Washington in exchange for DeJuan Blair, Kris Humphries and Washington's 2016 first round draft pick (2/28/16).
- » Traded by Washington to New Orleans along with cash and a 2023 second-round pick in exchange for Wesley Johnson (2/7/19).
- » Waived by the Pelicans (2/7/19).
- » Signed a contract for the remainder of the season with Oklahoma City (2/20/19).
- » Signed as a free agent with Detroit (7/6/19).
- » Waived by Detroit (2/21/20).
- » Signed with the Los Angeles Lakers (2/23/20).
- » Re-signed with the Los Angeles Lakers (11/23/20).
- » Signed with Miami (8/6/21).
- » Signed with Brooklyn (9/7/22).
- » Traded by Brooklyn along with Kyrie Irving to Dallas for Spencer Dinwiddie, Dorian Finney-Smith, one first-round pick and two second-round picks (2/6/23).
- » Signed by Dallas (9/16/23).

PROFESSIONAL CAPSULE

- » Holds career averages of 10.3 points, 4.9 rebounds, 1.5 assists and 23.6 minutes per game in 776 games (379 starts) with Phoenix, Washington, Oklahoma City, Detroit, the L.A. Lakers, Miami, Brooklyn and Dallas.
- » NBA champion with the L.A. Lakers (2020).
- » Named Western Conference Player of the Week once (4/10/14).

2023-24 SEASON

- » Averaged 2.5 points, 1.5 rebounds and 8.3 minutes in 26 games (1 start).
- » Scored season-high 10 points at POR (12/26/23), where he also tied a season high for rebounds (5, two times) and set a season high with 4 assists.
- » Connected on 2+ 3-pointers in five games.
- » Missed two games will illness (11/3/23, 1/5/24).

PLAYOFF CAPSULE

- » Has appeared in 50 career postseason games (22 starts) with Washington, Oklahoma City, the L.A. Lakers and Miami...has averaged 7.4 points, 4.2 rebounds and 1.2 assists in 20.8 minutes...has shot 42.1% (134-318 FG) from the field, 36.9% (48-130 3FG) from 3-point range and 80.0% (52-65 FT) from the line.
- » **2022 (MIA):** Saw action in just one game (Game 4 of the Eastern Conference Semifinals vs. PHI 5/8/22)...did not appear in the First Round vs. ATL or the Eastern Conference Finals vs. BOS.
- » **2021 (LAL):** Played in four games (1 start) in the First Round vs. PHX and averaged 2.3 points, 1.0 rebounds and 0.8 assists in 9.5 minutes.
- » **2020 (LAL):** Appeared in all 21 games (two starts) for the NBA champion Lakers and averaged 5.9 points, 3.0 rebounds and 1.0 assists in 18.4 minutes...shot 44.9% (44-98 FG) from the field, 42.0% (29-69 3FG) from 3-point range and 77.8% (7-9 FT) from the line...set postseason career highs in 3FG%, games played and minutes (385)...ranked among NBA postseason leaders in 3FG% (26th)...led the team in 3FG%...saw action as a reserve in all five games of the First Round vs.

POR and averaged 3.8 points, 3.8 rebounds and 1.0 assists in 17.6 minutes...appeared in all five games (2 starts) of the Western Conference Semifinals vs. HOU and averaged 8.6 points, 3.2 rebounds and 1.0 assists in 20.5 minutes...came off the bench in all five games of the Western Conference Finals vs. DEN and averaged 3.4 points, 1.8 rebounds and 0.6 assists in 13.5 minutes...came off the bench in all six games of the NBA Finals vs. MIA and averaged 7.5 points, 3.3 rebounds and 1.2 assists in 21.3 minutes.

- » **2019 (OKC):** Saw action in all five games of the First Round series vs. POR and averaged 3.8 points, 2.6 rebounds and 1.0 assists in 11.8 minutes.
- » **2018 (WAS):** Appeared in six games (all starts) in the First Round series vs. TOR and averaged 9.8 points, 7.5 rebounds, 1.7 assists in 30.2 minutes...ranked among postseason leaders in FG% (22nd), rebounding (T-24th) and blocks per game (T-27th)...tallied a postseason career-high 22 points (9-15 FG, 1-4 3FG, 3-3 FT) to go with 11 rebounds and 6 assists in Game 1 at TOR (4/14/18)...registered 12 points and a postseason career-high 15 rebounds in Game 6 vs. TOR (4/27/18).
- » **2017 (WAS):** Played in and started in all 13 games and averaged a postseason career-high 12.1 points, 6.4 rebounds, 1.7 assists, 1.3 blocks and 0.9 steals in 28.7 minutes...shot a team-high 36.8% (14-38 3FG) from 3-point range and 80.6% (25-31 FT) from the line...ranked among postseason leaders in blocks per game (12th), rebounding (33rd) and FT% (35th)...scored in double figures seven times, including double-digit scoring performances in five of the seven games in the Eastern Conference Semifinals vs. BOS...posted three double-doubles, including a 16-point, 11-rebound performance in Game 6 vs. BOS (5/12/17) followed up by an 18-point 10-rebound showing in Game 7 (5/15/17)...in his first career postseason appearance, poured in a postseason-high 21 points to go with 7 rebounds, 4 blocks, 2 assists and a steal in the Game 1 win over ATL (4/16/17).

PRIOR TO NBA/PERSONAL

- » Appeared in 109 games (43 starts) for the University of Kansas and helped lead the Jayhawks to a 95-14 record over his three collegiate seasons before entering the 2011 NBA Draft...averaged 8.5 points, 6.1 rebounds and 1.2 assists in 19.3 minutes...shot 55.3% (341-617 FG) from the field, including 40.4% (38-94 3FG) from 3-point range...finished his career ranked 17th on the Jayhawks all-time blocks list and 18th on the all-time rebounding list...named to the 2010-11 All-Big 12 Second Team and the 2011 All-Big 12 Tournament First Team.
- » Is a native of Philadelphia...is the son of Thomasine "Angel" Morris...has four brothers (Donte, Blake, David and twin brother Marcus)...is seven minutes older than his twin brother Marcus who plays for the Cavaliers...goes by the nickname "Keef" which was given to him by his late grandmother, Shirley, with whom he shared a special bond.
- » Played football through 10th grade but switched to basketball when his mom told him he was too tall for football.
- » Modeled his style of play after Rasheed Wallace.
- » Enjoys playing video games, with his favorite game being Madden...favorite NFL team is the Dallas Cowboys.
- » Favorite charity to work with is Helping Hands For Single Moms...wears size 15 sneakers.
- » On X as @Keefmorris

	2023-24 HIGHS	CAREER HIGHS	POSTSEASON HIGHS
Points	10 at POR 12/16/23	35 vs. CLE 1/13/15	22 at TOR 4/14/18
Field Goals Made	4 at POR 12/16/23	15 vs. CLE 1/13/15	9 at TOR 4/14/18
Field Goals Attempted	9 at POR 12/16/23	26 vs. OKC 2/26/15	19 vs. ATL 4/16/17
Three Point Field Goals Made	2 5 times (@ OKC, 4/14/24)	7 vs. CHI 12/21/19	5 at MIA 10/4/20
Three Point FG Attempted	5 at POR 12/16/23	12 vs. CHI 12/21/19	11 at MIA 10/4/20
Free Throws Made	2 2 times (@ OKC, 4/14/24)	11 at DEN 12/20/13	4 4 times (@ POR, 4/16/19)
Free Throws Attempted	2 3 times (@ OKC, 4/14/24)	15 at DEN 12/20/13	5 vs. BOS 5/12/17
Offensive Rebounds	2 vs. MEM 12/1/23	9 vs. BKN 3/24/13	7 vs. TOR 4/27/18
Defensive Rebounds	5 2 times (@ OKC, 4/14/24)	16 at MEM 1/5/18	9 2 times (@ TOR, 4/14/18)
Total Rebounds	5 2 times (@ OKC, 4/14/24)	17 2 times (@ MEM, 1/5/18)	15 vs. TOR 4/27/18
Assists	4 at POR 12/16/23	8 2 times (vs. CHA, 2/23/18)	6 at TOR 4/14/18
Steals	2 at MEM 12/1/23	5 3 times (vs. ATL, 3/13/15)	3 vs. BOS 5/7/17
Blocks	1 3 times (@ OKC, 4/14/24)	6 vs. HOU 4/15/13	4 vs. ATL 4/16/17
Minutes Played	24 at OKC 4/14/24	44 vs. SAC 11/28/16	42 at BOS 5/15/17



Markieff Morris - NBA Regular Season Statistics

SEASON	TEAM	GP	GS	MIN	FG	FGA	FG%	3PM	3PA	3P%	FT	FTA	FT%	OR	DR	TOT	A	ST	TO	BS	PTS	PPG
2011-12	PHX	63	7	1,227	174	436	.399	43	124	.347	76	106	.717	69	210	279	65	41	70	42	467	7.4
2012-13	PHX	82	32	1,837	266	653	.407	45	134	.336	93	127	.732	131	265	396	108	77	104	64	670	8.2
2013-14	PHX	81	0	2,153	411	845	.486	34	108	.315	259	327	.792	139	346	485	144	68	147	51	1,115	13.8
2014-15	PHX	82	82	2,581	512	1,100	.465	57	179	.318	177	232	.763	110	396	506	192	101	170	39	1,258	15.3
2015-16	PHX	37	24	917	171	431	.397	22	76	.289	66	92	.717	43	151	194	87	33	90	17	430	11.6
Went from PHX to WAS.																						
2015-16	WAS	27	21	712	134	287	.467	25	79	.316	42	55	.764	30	128	158	37	25	45	17	335	12.4
2015-16	TOT	64	45	1,628	305	718	.425	47	155	.303	108	147	.735	73	279	352	124	58	135	34	765	12.0
2016-17	WAS	76	76	2,374	406	889	.457	71	196	.362	180	215	.837	107	386	493	126	82	129	42	1,063	14.0
2017-18	WAS	73	73	1,968	330	687	.480	76	207	.367	105	128	.820	75	334	409	142	56	127	38	841	11.5
2018-19	WAS	34	15	883	143	328	.436	48	144	.333	57	73	.781	41	133	174	60	25	47	20	391	11.5
Went from WAS to OKC.																						
2018-19	OKC	24	1	387	61	156	.391	20	59	.339	14	19	.737	20	71	91	19	11	7	2	156	6.5
2018-19	TOT	58	16	1,270	204	484	.421	68	203	.335	71	92	.772	61	204	265	79	36	54	22	547	9.4
2019-20	DET	44	16	988	175	389	.450	75	189	.397	61	79	.772	24	149	173	69	26	70	11	486	11.0
Went from DET to LAL.																						
2019-20	LAL	14	1	199	28	69	.406	13	39	.333	5	6	.833	16	29	45	8	5	6	6	74	5.3
2019-20	TOT	58	17	1,187	203	458	.443	88	228	.386	66	85	.776	40	178	218	77	31	76	17	560	9.7
2020-21	LAL	61	27	1,200	153	378	.405	65	209	.311	36	50	.720	48	218	266	73	22	54	19	407	6.7
2021-22	MIA	17	1	298	54	114	.474	13	39	.333	8	9	.889	17	28	45	23	6	20	1	129	7.6
2022-23	BKN	27	1	285	33	82	.402	20	49	.408	10	10	1.000	13	46	59	25	8	14	5	96	3.6
Went from BKN to DAL.																						
2022-23	DAL	8	1	70	14	33	.424	8	22	.364	0	0	.000	0	12	12	6	1	4	0	36	4.5
2022-23	TOT	35	2	354	47	115	.409	28	71	.394	10	10	1.000	13	58	71	31	9	18	5	132	3.8
2023-24	DAL	26	1	216	23	68	.338	15	42	.357	5	6	.833	4	35	39	16	5	12	3	66	2.5
TOTALS		776	379	18,289	3,088	6,945	.445	650	1,895	.343	1,194	1,534	.778	887	2,937	3,824	1,200	592	1,116	377	8,020	10.3
PER GAME		--	--	23.6	4.0	8.9	--	0.8	2.4	--	1.5	2.0	--	1.1	3.8	4.9	1.5	0.8	1.4	0.5	10.3	--

Markieff Morris - NBA Postseason Statistics


SEASON	TEAM	GP	GS	MIN	FG	FGA	FG%	3PM	3PA	3P%	FT	FTA	FT%	OR	DR	TOT	A	ST	TO	BS	PTS	PPG
2016-17	WAS	13	13	373	59	145	.407	14	38	.368	25	31	.806	18	65	83	22	12	21	17	157	12.1
2017-18	WAS	6	6	181	24	49	.490	2	12	.167	9	10	.900	14	31	45	10	4	6	5	59	9.8
2018-19	OKC	5	0	59	5	16	.313	2	7	.286	7	9	.778	4	9	13	5	1	2	3	19	3.8
2019-20	LAL	21	2	385	44	98	.449	29	69	.420	7	9	.778	12	52	64	20	6	17	3	124	5.9
2020-21	LAL	4	1	38	2	9	.222	1	4	.250	4	6	.667	4	0	4	3	0	2	1	9	2.3
2021-22	MIA	1	0	3	0	1	.000	0	0	.000	0	0	.000	0	1	1	0	0	1	0	0	0.0
TOTALS		50	22	1,037	134	318	.421	48	130	.369	52	65	.800	52	158	210	60	23	49	29	368	7.4
PER GAME		--	--	20.7	2.7	6.4	--	1.0	2.6	--	1.0	1.3	--	1.0	3.2	4.2	1.2	0.5	1.0	0.6	7.4	--

2023-24 GAME-BY-GAME Regular Season STATISTICS (DAL)

DATE	OPP	P/S	MIN	FG	FGA	FG%	3PM	3PA	3P%	FT	FTA	FT%	OR	DR	TOT	A	ST	BS	TO	PF	+/-	PTS	
10/25/23	at SAS																						
10/27/23	BKN																						
10/30/23	at MEM																						
11/01/23	CHI																						
11/03/23	at DEN																						
11/05/23	CHA																						
11/06/23	at ORL																						
11/08/23	TOR																						
11/10/23	LAC																						
11/12/23	at NOP	P	3:47	0	2	.000	0	2	.000	0	0	0	0	1	1	0	0	0	0	0	-8	0	
11/14/23	at NOP																						
11/15/23	at WAS																						
11/18/23	at MIL																						
11/19/23	SAC	P	5:28	1	4	.250	0	2	.000	0	0	.000	0	0	0	1	0	0	0	0	5	2	
11/22/23	at LAL																						
11/25/23	at LAC																						
11/28/23	HOU																						
12/01/23	MEM	P	13:35	2	7	.286	2	4	.500	0	0	.000	2	1	3	1	0	0	0	2	-11	6	
12/02/23	OKC																						
12/06/23	UTA	P	5:38	1	3	.333	1	2	.500	0	0	.000	0	1	1	0	0	0	0	0	4	3	
12/08/23	at POR	P	7:10	1	1	1.000	0	0	.000	0	0	.000	0	1	1	0	0	0	3	1	1	2	
12/11/23	at MEM	P	20:33	2	5	.400	2	4	.500	0	0	.000	1	2	3	2	2	1	2	1	5	6	
12/12/23	LAL	P	06:21	0	2	.000	0	2	.000	0	0	.000	0	2	2	1	0	0	0	0	-10	0	
12/14/23	MIN	P	13:24	1	1	1.000	0	0	.000	0	0	.000	0	1	1	1	0	0	0	3	-6	2	
12/16/23	at POR	P	19:46	4	9	.444	2	5	.400	0	0	.000	0	5	5	4	1	0	2	0	8	10	
12/18/23	at DEN	P	13:17	1	3	.333	0	2	.000	0	0	.000	0	3	3	0	0	0	0	1	-11	2	
12/20/23	LAC	P	4:46	0	1	.000	0	0	.000	0	0	.000	1	1	2	0	0	0	0	1	-5	0	
12/22/23	at HOU	S	11:33	1	4	.250	1	4	.250	1	2	.500	0	2	2	0	0	0	0	0	-13	4	
12/23/23	SAS																						
12/25/23	at PHX																						
12/27/23	CLE																						
12/28/23	at MIN	P	2:53	0	1	.000	0	0	.000	0	0	.000	0	0	0	0	0	0	1	0	-7	0	
12/30/23	at GSW	</																					

DWIGHT POWELL

6'10" • 240 • 7.20.91 • STANFORD • CANADA



10TH SEASON IN THE NBA 10TH SEASON WITH THE MAVS

CAREER TRANSACTIONS

- » Selected by Charlotte in the second round (45th overall pick) of the 2014 NBA Draft...rights traded by Charlotte with Brendan Haywood to Cleveland in exchange for Scotty Hopson and cash considerations (7/12/14).
- » Signed by Cleveland (8/23/14).
- » Traded by Cleveland with Malcolm Thomas, Erik Murphy, John Lucas III, two future second-round draft picks and a trade exception to Boston in exchange for Keith Bogans and two future Sacramento conditional second-round picks (9/25/14).
- » Traded by Boston with Rajon Rondo to Dallas in exchange for Brandon Wright, Jae Crowder, Jameer Nelson, a 2015 first-round pick and a 2016 second-round pick (12/18/14).
- » Signed by Dallas (7/8/16).
- » Signed to a contract extension by Dallas (7/6/19).
- » Signed multi-year contract with Dallas (7/9/23).

PROFESSIONAL CAPSULE

- » Holds career averages of 7.1 points, 4.4 rebounds, 1.0 assists and 18.5 minutes in 650 games (251 starts) with Boston and Dallas.
- » Has shot 60.2% (1,720-2,855 FG) from the field and 73.9% (1,078-1,459 FT) from the line.
- » Ranks fifth in Mavericks history in games played (645).
- » Has shot 100% from the field a franchise-record 111 times.
- » His 60.2% FG% with Dallas ranks third in franchise history (min. 500 FGA) behind Tyson Chandler (.660, 559-847 FG) and Brandon Wright (.644, 710-1,103 FG).
- » Less than two full seasons removed from suffering a torn right Achilles tendon, played in a career-high 82 games in 2021-22, finishing as one of five players to appear in all 82 on the season (Saddiq Bey, Kevon Looney, Mikal Bridges, Deni Avdija).
- » Played for the World Team in the Rising Stars Challenge at All-Star 2016 in his native Toronto and recorded a double-double with 12 points and a game-high 11 rebounds.

2023-24 SEASON

- » Averaged 3.3 points, 3.4 rebounds, 1.3 assists and 13.3 minutes in 63 games (9 starts), and shot 67.9% (72-106 FG) from the field.
- » Converted his first 3-pointer made since 2021-22 vs. BKN (10/27/23).
- » Tied a career-high with 4 blocks at MEM (10/30/23), the third time in his career he has had four blocks in a game (vs. SAC, 3/26/19; at CLE, 5/9/21).
- » Recorded 10 rebounds off the bench at NOP (11/12/23), the 16th time he has recorded double-digit rebounds off the bench in his career.
- » Scored season-high 14 points (5-5 FG) vs. SAS (12/23/23).
- » Posted a double-double with 12 points (6-8 FG) and season-high 14 rebounds at

- MIN (12/28/23).
- » Passed JJ Barea for fifth all-time in games played for the Mavericks.
- » Missed three games due to a left eye corneal abrasion (1/24-27/24).

PLAYOFF CAPSULE

- » Holds career playoff averages of 3.3 points, 2.5 rebounds and 11.9 minutes in 31 games (18 starts).
- » **2022 (DAL):** Started all 18 games for the Mavericks in their run to the Western Conference Finals and averaged 3.2 points and 2.6 rebounds in 13.8 minutes...2022 postseason highs of 11 points (3-3 FG, 5-8 FT) and 7 rebounds in Game 4 at UTA (4/23/22).
- » **2021 (DAL):** Averaged 2.7 points, 1.9 rebounds, 0.9 assists and 7.4 minutes in seven first-round games vs. LAC.
- » **2020 (DAL):** Did not play in first-round series vs. LAC due to injury (right Achilles).
- » **2016 (DAL):** Averaged playoff career highs of 6.0 points, 4.3 rebounds, 1.0 assists and 16.0 minutes in four first-round games vs. OKC...playoff career highs of 16 points (6-7 FG, 4-6 FT), 9 rebounds, 3 assists and 28 minutes in Game 5 at OKC (4/25/16).
- » **2015 (DAL):** Appeared in two first-round games vs. HOU and logged a total of 3 minutes...made playoff debut in Game 2 at HOU (4/21/15) and played 2 minutes.

PRIOR TO NBA/PERSONAL

- » Has represented Canada in international competition (2009, 2013-15, 2019, 2021-23)...helped Canadian National Team win its first FIBA World Cup medal (bronze) in 2023...won the bronze medal at the 2015 FIBA Americas Championship.
- » Played four years at Stanford and averaged 10.8 points, 6.3 rebounds, 1.8 assists, 0.9 steals, 0.9 blocks and 26.2 minutes in 136 games (107 starts)...earned All-Pac-12 First Team honors his junior and senior seasons (2013 and 2014)...Pac-12 Most Improved Player (2013)...NIT champion (2012)...Pac-10 All-Freshman Team (2011).
- » Finalist for the 2022-23 Twyman Stokes Teammate of the Year award.
- » Majored in science, technology and society at Stanford.
- » Son of Harlan Powell and Jacqueline Weir...originally from Toronto and moved from Canada to Bradenton, Florida, where he prepped at IMG Academy for three years.
- » Joined Mark Cuban, Dončić and the Dallas Mavericks Foundation to make a donation to healthcare workers at Dallas' UT Southwestern Medical Center and Parkland Hospital to support childcare costs in the wake of the coronavirus pandemic in the Spring of 2020.
- » Received the NBA Cares Community Assist Award for October 2018 in recognition of his efforts to support families battling cancer in DFW; also named one of the 10 finalists for the 2018-19 season-long NBA Cares Community Assist Award.
- » On X as @dwrightpowell33.

	2023-24 HIGHS	CAREER HIGHS	POSTSEASON HIGHS
Points	14 vs. SAS 12/23/23	26 2 times (@ HOU, 3/11/22)	16 at OKC 4/25/16
Field Goals Made	6 at MIN 12/28/23	11 2 times (vs. LAL, 4/24/21)	6 at OKC 4/25/16
Field Goals Attempted	8 at MIN 12/28/23	15 vs. SAS 3/12/19	8 at OKC 4/16/16
Three Point Field Goals Made	1 vs. BKN 10/27/23	5 at BKN 3/4/19	--
Three Point FG Attempted	1 3 times (@ OKC, 4/14/24)	9 at MEM 4/12/17	1 3 times (@ UTA, 4/21/22)
Free Throws Made	5 2 times (vs. LAC, 11/10/23)	9 2 times (vs. MIN, 4/3/19)	5 at UTA 4/23/22
Free Throws Attempted	6 3 times (vs. POR, 1/3/24)	11 vs. SAC 3/26/19	8 at UTA 4/23/22
Offensive Rebounds	7 at MIN 12/28/23	8 at UTA 2/6/23	5 at OKC 4/25/16
Defensive Rebounds	7 3 times (vs. POR, 1/5/24)	12 vs. IND 2/26/18	5 at UTA 4/23/22
Total Rebounds	14 at MIN 12/28/23	16 at UTA 2/6/23	9 at OKC 4/25/16
Assists	8 vs. NOP 1/13/24	8 2 times (vs. NOP, 1/13/24)	3 at OKC 4/25/16
Steals	3 2 times (vs. NOP, 1/13/24)	5 2 times (vs. NOP, 11/27/16)	1 6 times (@ GSW, 5/18/22)
Blocks	4 at MEM 10/30/23	4 3 times (@ MEM, 10/30/23)	2 2 times (vs. PHX, 5/12/22)
Minutes Played	34 vs. NOP 1/13/24	39 vs. SAS 3/12/19	28 at OKC 4/25/16

Dwight Powell - NBA Regular Season Statistics

SEASON	TEAM	GP	GS	MIN	FG	FGA	FG%	3PM	3PA	3P%	FT	FTA	FT%	OR	DR	TOT	A	ST	TO	BS	PTS	PPG
2014-15	BOS	5	0	9	4	5	.800	0	0	.000	1	2	.500	0	1	1	0	2	2	0	9	1.8
Went from BOS to DAL.																						
2014-15	DAL	24	0	227	27	62	.435	3	11	.273	24	31	.774	18	31	49	9	7	9	6	81	3.4
2014-15	TOT	29	0	236	31	67	.463	3	11	.273	25	33	.758	18	32	50	9	9	11	6	90	3.1
2015-16	DAL	69	2	992	146	296	.493	2	16	.125	105	142	.739	84	189	273	44	36	40	24	399	5.8
2016-17	DAL	77	3	1,333	194	377	.515	21	74	.284	107	141	.759	93	213	306	49	61	34	39	516	6.7
2017-18	DAL	79	24	1,672	255	430	.593	28	84	.333	133	185	.719	135	309	444	91	67	59	32	671	8.5
2018-19	DAL	77	22	1,662	290	486	.597	39	127	.307	196	254	.772	140	272	412	112	43	67	51	815	10.6
2019-20	DAL	40	37	1,061	146	229	.638	10	39	.256	74	111	.667	75	152	227	59	34	36	22	376	9.4
2020-21	DAL	58	19	966	120	194	.619	5	21	.238	97	124	.782	80	154	234	63	36	40	30	342	5.9
2021-22	DAL	82	71	1,798	269	401	.671	13	37	.351	166	212	.783	173	231	404	97	37	64	39	717	8.7
2022-23	DAL	76	64	1,458	197	269	.732	0	5	.000	112	168	.667	149	165	314	69	48	65	26	506	6.7
2023-24	DAL	63	9	836	72	106	.679	1	3	.333	63	89	.708	97	117	214	84	26	32	20	208	3.3
TOTALS		650	251	12,009	1,720	2,855	.602	122	417	.293	1,078	1,459	.739	1,044	1,834	2,878	677	397	448	289	4,640	7.1
PER GAME		--	--	18.5	2.6	4.4	--	0.2	0.6	--	1.7	2.2	--	1.6	2.8	4.4	1.0	0.6	0.7	0.4	7.1	--

Dwight Powell - NBA Postseason Statistics

SEASON	TEAM	GP	GS	MIN	FG	FGA	FG%	3PM	3PA	3P%	FT	FTA	FT%	OR	DR	TOT	A	ST	TO	BS	PTS	PPG
2014-15	DAL	2	0	3	0	1	.000	0	0	.000	0	0	.000	0	1	1	1	0	0	0	0	0.0
2015-16	DAL	4	0	64	9	19	.474	0	1	.000	6	11	.545	9	8	17	4	1	1	0	24	6.0
2019-20	DAL	0	0	0	0	0	0	0	0	0	0	0	0	0	0	0	0	0	0	0	0	0.0
2020-21	DAL	7	0	52	7	8	.875	0	0	.000	5	6	.833	5	8	13	6	2	1	0	19	2.7
2021-22	DAL	18	18	249	22	35	.629	0	2	.000	14	23	.609	17	30	47	4	3	9	6	58	3.2
TOTALS		31	18	365	38	63	.603	0	3	.000	25	40	.625	31	47	78	15	6	11	6	101	3.3
PER GAME		--	--	11.8	1.2	2.0	--	0.0	0.1	--	0.8	1.3	--	1.0	1.5	2.5	0.5	0.2	0.4	0.2	3.3	--



OLIVIER-MAXENCE PROSPER

6'8" • 215 • 7.3.02 • MARQUETTE • CANADA



ROOKIE SEASON IN THE NBA

ROOKIE SEASON WITH THE MAVS

CAREER TRANSACTIONS

- Selected by Sacramento in the first round (24th overall pick) of the 2023 NBA Draft...draft rights traded to Dallas with Richaun Holmes for cash considerations.

PROFESSIONAL CAPSULE

- Holds career averages of 3.0 points (.385 FG%, .289 3P%), 2.0 rebounds and 0.6 assists in 8.4 minutes in 40 games (1 start) with Dallas.

2023-24 SEASON

- Appeared in 40 NBA games (1 start), averaging 3.0 points (.385 FG%, .289 3P%), 2.0 rebounds and 0.6 assists in 8.4 minutes with Dallas.
- Made his NBA debut at DEN (11/3/23).
- Scored a career-high 20 points (6-13 FG, 1-4 3FG) with 6 rebounds, 2 assists and 1 steal in 29 minutes at HOU (12/22/23).
- Recorded 11 points (4-7 FG, 3-6 3FG), 4 rebounds, 2 assists and 1 block in 18 minutes at MEM (12/11/23).
- Notched 16 points (6-12 FG, 2-4 3FG), 6 rebounds, 1 assist, 2 steals and 1 block in 29 minutes vs. DET (4/12/24).
- Scored 15 points (5-14 FG, 2-6 3FG) to go along with a career-high 8 rebounds and 1 assist in 37 minutes at OKC (4/14/24).
- Appeared in 24 games (all starts) with the Texas Legends during the G League's regular season and averaged 18.3 points (.512 FG%, .425 3P%), 7.8 rebounds,

2.0 assists, 0.9 steals and 0.5 blocks in 33.3 minutes per game.

PRIOR TO NBA/PERSONAL

- Born May 6, 2003, in Montreal, Quebec.
- Attended Lake Forest Academy (IL) before transferring to NBA Academy Latin America (Mexico City) to finish his high school career.
- Participated in Basketball Without Borders camps in Colombia (2019) and Chicago (2020).
- Son of Gaetan and Guylaine Prosper who both played basketball at Concordia University in Montreal...Guylaine played for Team Canada in 1997.
- Sister, Cassandre, plays college basketball at Notre Dame and is also a member of Team Canada.
- Played two seasons at Marquette (2021-23), where he averaged 12.5 points, 4.7 rebounds and 29.2 minutes in 36 games (all starts) and 6.6 points, 3.3 rebounds and 20.7 minutes in 32 games (25 starts) respectively.
- As a freshman, 2020-21, at Clemson, he appeared in 22 games and averaged 2.5 points and 9.7 minutes per game, helping the Tigers to a NCAA tournament appearance.
- In 2021, he aided Team Canada to a third-place finish at the 2021 FIBA U19 World Cup in Latvia, averaging 6.4 points, 4.1 rebounds and 1.7 assists per game throughout the tournament.

	2023-24 HIGHS	CAREER HIGHS	POSTSEASON HIGHS
Points	20 at HOU 12/22/23	20 at HOU 12/22/23	--
Field Goals Made	6 2 times (vs. DET, 4/12/24)	6 2 times (vs. DET, 4/12/24)	--
Field Goals Attempted	14 at OKC 4/14/24	14 at OKC 4/14/24	--
Three Point Field Goals Made	3 at MEM 12/11/23	3 at MEM 12/11/23	--
Three Point FG Attempted	6 2 times (@ OKC, 4/14/24)	6 2 times (@ OKC, 4/14/24)	--
Free Throws Made	7 at HOU 12/22/23	7 at HOU 12/22/23	--
Free Throws Attempted	9 at HOU 12/22/23	9 at HOU 12/22/23	--
Offensive Rebounds	5 at HOU 12/22/23	5 at HOU 12/22/23	--
Defensive Rebounds	5 2 times (@ OKC, 4/14/24)	5 2 times (@ OKC, 4/14/24)	--
Total Rebounds	8 at OKC 4/14/24	8 at OKC 4/14/24	--
Assists	3 2 times (vs. POR, 1/5/24)	3 2 times (vs. POR, 1/5/24)	--
Steals	2 vs. DET 4/12/24	2 vs. DET 4/12/24	--
Blocks	1 4 times (vs. DET, 4/12/24)	1 4 times (vs. DET, 4/12/24)	--
Minutes Played	37 at OKC 4/14/24	37 at OKC 4/14/24	--

Olivier-Maxence Prosper - NBA Regular Season Statistics

SEASON	TEAM	GP	GS	MIN	FG	FGA	FG%	3PM	3PA	3P%	FT	FTA	FT%	OR	DR	TOT	A	ST	TO	BS	PTS	PPG
2023-24	DAL	40	1	336	40	104	.385	13	45	.289	28	41	.683	25	54	79	22	7	8	4	121	3.0
TOTALS		40	1	336	40	104	.385	13	45	.289	28	41	.683	25	54	79	22	7	8	4	121	3.0
PER GAME		--	--	8.4	1.0	2.6	--	0.3	1.1	--	0.7	1.0	--	0.6	1.4	2.0	0.6	0.2	0.2	0.1	3.0	--



2023-24 GAME-BY-GAME Regular Season STATISTICS (DAL)

DATE	OPP	P/S	MIN	FG	FGA	FG%	3PM	3PA	3P%	FT	FTA	FT%	OR	DR	TOT	A	ST	BS	TO	PF	+/-	PTS	
10/25/23	at SAS																						
10/27/23	BKN																						
10/30/23	at MEM																						
11/01/23	CHI																						
11/03/23	at DEN	P	1:11	0	1	.000	0	0	.000	0	0	.000	0	0	0	0	0	0	0	0	0	2	0
11/05/23	CHA																						
11/06/23	at ORL																						
11/08/23	TOR																						
11/10/23	LAC	P	5:03	0	1	.000	0	0	.000	1	2	.500	1	0	1	0	0	0	0	0	1	-13	1
11/12/23	at NOP	P	6:03	1	3	.333	0	2	.000	2	2	1.000	0	0	0	0	0	0	0	0	2	-11	4
11/14/23	at NOP	P	9:02	2	3	.667	1	2	.500	1	2	.500	1	2	3	0	0	0	0	0	0	7	6
11/15/23	at WAS	P	7:26	1	2	.500	0	1	.000	0	2	.000	0	2	2	1	0	0	0	0	0	-2	2
11/18/23	at MIL																						
11/19/23	SAC	P	5:28	0	1	.000	0	1	.000	0	0	.000	0	3	3	0	0	0	0	0	0	5	0
11/22/23	at LAL																						
11/25/23	at LAC	P	6:28	0	2	.000	0	2	.000	0	0	.000	0	0	0	0	1	0	0	0	0	-1	0
11/28/23	HOU																						
12/01/23	MEM	P	11:17	0	1	.000	0	1	.000	2	2	1.000	0	0	0	2	0	0	0	0	0	4	2
12/02/23	OKC	P	14:01	0	2	.000	0	1	.000	2	2	1.000	1	0	1	1	0	0	0	0	2	-4	2
12/06/23	UTA	P	21:13	2	4	.500	1	2	.500	1	2	.500	1	4	5	2	0	0	0	1	1	17	6
12/08/23	at POR	P	4:43	0	1	.000	0	1	.000	0	0	.000	0	1	1	0	0	0	0	0	0	1	0
12/11/23	at MEM	P	18:27	4	7	.571	3	6	.500	0	0	.000	0	4	4	2	0	1	1	2	-5	11	
12/12/23	LAL	P	01:16	0	0	.000	0	0	.000	0	0	.000	0	0	0	0	0	0	0	0	0	-3	0
12/14/23	MIN	P	2:54	1	1	1.000	0	0	.000	0	0	.000	0	0	0	0	0	0	0	0	0	1	2
12/16/23	at POR	P	5:55	0	1	.000	0	1	.000	0	0	.000	2	3	5	1	0	0	0	0	0	3	0
12/18/23	at DEN	P	20:02	1	5	.200	0	2	.000	0	0	.000	1	3	4	3	0	0	0	0	1	-6	2
12/20/23	LAC	P	02:43	0	0	.000	0	0	.000	0	0	.000	0	1	1	1	0	0	0	0	0	3	0
12/22/23	at HOU	P	29:48	6	13	.462	1	4	.250	7	9	.778	5	1	6	2	1	0	3	2	-5	20	
12/23/23	SAS	P	12:00	0	3	.000	0	1	.000	0	0	.000	0	2	2	0	0	0	0	0	1	-6	0
12/25/23	at PHX	P	00:29	0	0	.000	0	0	.000	0	0	.000	0	0	0	0	0	0	0	0	0	0	0
12/27/23	CLE																						
12/28/23	at MIN																						
12/30/23	at GSW																						
01/01/24	at UTA	P	6:42	0	2	.000	0	1	.000	0	0	.000	0	3	3	0	0	0	0	0	0	-13	0
01/03/24	POR	P	8:26	1	3	.333	0	0	.000	3	4	.750	2	3	5	1	0	1	0	1	0	-3	5
01/05/24	POR	P	13:48	3	7	.429	2	3	.667	0	0	.000	1	5	6	3	0	0	0	0	3	2	8
01/07/24	MIN																						
01/09/24	MEM																						
01/11/24	NYK																						
01/13/24	NOP																						
01/15/24	NOP																						
01/17/24	at LAL																						
01/22/24	BOS																						
01/24/24	PHX	P	4:48	0	0	.000	0	0	.000	0	0	.000	0	0	0	0	0	0	0	0	0	0	0
01/26/24	at ATL																						
01/27/24	SAC																						
01/29/24	ORL																						
01/31/24	at MIN	P	19:44	1	2	.500	0	1	.000	4	7	.571	1	3	4	0	0	0	0	0	1	-12	6
02/03/24	MIL																						
02/05/24	at PHI	P	3:11	0	2	.000	0	0	.000	0	0	.000	1	0	1	0	1	0	0	0	0	-1	0
02/06/24	at BKN																						
02/08/24	at NYK	P	1:17	0	0	.000	0	0	.000	0	0	.000	0	0	0	0	0	0	0	0	0	-2	0
02/10/24	OKC	P	5:44	1	2	.500	0	1	.000	0	0	.000	0	2	2	0	0	0	0	0	0	0	2
02/12/24	WAS	P	00:03	0	0	.000	0	0	.000	0	0	.000	0	0	0	0	0	0	0	0	0	0	0
02/14/24	SAS	P	5:26	1	2	.500	0	0	.000	0	0	.000	1	1	2	0	1	1	1	0	-2	2	
02/22/24	PHX	P	1:02	0	0	.000	0	0	.000	0	0	.000	0	0	0	0	0	0	0	0	0	-3	0
02/25/24	at IND																						
02/27/24	at CLE																						
02/28/24	at TOR	P	00:39	0	1	.000	0	1	.000	0	0	.000	0	0	0	0	0	0	0	0	0	-1	0
03/01/24	at BOS	P	3:55	1	2	.500	0	0	.000	0	0	.000	0	1	1	0	1	0	0	0	0	-4	2
03/03/24	PHI																						
03/05/24	IND																						
03/07/24	MIA																						
03/09/24	at DET																						
03/11/24	at CHI																						
03/13/24	GSW																						
03/14/24	at OKC																						
03/17/24	DEN																						
03/19/24	at SAS																						
03/21/24	UTA	P	1:04	0	0	.000	0	0	.000	0	0	.000	0	0	0	0	0	0	0	0	0	0	0
03/25/24	at UTA																						
03/26/24	at SAC																						
03/29/24	at SAC																						
03/31/24	at HOU	P	1:58	0	1	.000	0	0	.000	0	0	.000	2	0	2	1	0	0	0	0	0	1	0
04/02/24	at GSW																						
04/04/24	ATL	P	00:45	0	0	.000	0	0	.000	0	0	.000	0	0	0	0	0	0	0	0	0	2	0
04/05/24	GSW																						
04/07/24	HOU																						
04/09/24	at CHA	P	3:52	1	1	1.000	1	1	1.000	0	0	.000	0	1	1	0	0	0	0	0	0	2	3
04/10/24	at MIA	P	1:57	2	2	1.000	0	0	.000	0	0	.000	0	0	0	0	0	0	0	0	0	4	4
04/12/24	DET	P	29:01	6	12	.500	2	4	.500	2	2	1.000	2	4	6	1	2	1	1	1	1	-11	16
04/14/24	at OKC	S	37:18	5	14	.357	2	6	.333	3	5	.600	3	5	8	1	0	0	2	2	2	-32	15
2023	TTL	40-1	318	40	104	.385	13	45	.289	28	41	.683	25	54	79	22	7	4	8	20	-86	121	
2023	AVG	--	8.0	1.0	2.6	--	0.3	1.1	--	0.7	1.0	--	0.6	1.4	2.0	0.6	0.2	0.1	0.2	0.5	-2.1	3.0	



P.J. WASHINGTON JR.

6'7" • 230 • 8.23.98 • KENTUCKY • USA



5TH SEASON IN THE NBA

1ST SEASON WITH THE MAVS

CAREER TRANSACTIONS

- Selected by Charlotte with the 12th overall pick in the 2019 NBA Draft.
- Re-Signed with Charlotte (8/26/23).
- Traded by Charlotte with a 2024 second-round pick (via. BOS) and a 2028 second-round pick for Grant Williams, Seth Curry and a 2027 first-round pick (2/8/24).

PROFESSIONAL CAPSULE

- Holds career averages of 12.9 points, 5.5 rebounds, 2.2 assists, 1.0 blocks, 1.0 steals and 30.3 minutes in 333 games (264 starts) with Charlotte and Dallas.
- Tallied a career-high 15.7 points per game, in addition to 4.9 rebounds, 2.4 assists and 1.1 blocks in 32.6 minutes per game across 73 contests (73 starts) with Charlotte in 2022-23.
- Became one of five players to record at least 50 steals, 75 blocks and 100 3s in the 2022-23 season, and became the 15th player ever with multiple such seasons after 2022-23.
- Erupted for a career-high 43 points in a win at Oklahoma City (3/28/23), in addition to setting a personal-best with 16 field goals made and tying a season best with five 3-pointers (2022-23)...converted a career-best 22 points in the fourth quarter – Kelly Oubre Jr. and Kemba Walker are the only Hornets since at least 1996-97 to have scored more in a quarter.
- Reached 1,000 points in a season for the first time in his career in 2022-23.
- Notched 22 points, 10 rebounds and three blocks in a win vs. San Antonio (2/15/23) for the first 20-10-3 game of his career.
- Scored 27 points on 9-of-17 shooting including 7 made 3s in a win vs. CHI (10/23/19) as he set the NBA record for most made 3s in a player's NBA debut.

2023-24 SEASON

- Averaged 17.2 points, 7.7 rebounds, 1.7 assists, 1.1 blocks and 26.7 minutes in 58 games (17 starts).
- Recorded a career-high-tying 43 points vs. UTA (1/27/24), setting a career-high for field goals made (17) and matching his career-best in 3-pointers made (7). His 43 points are the most in a game by a Hornets reserve in franchise history and the second-most off the bench by any player this season.
- Tied Gerald Wallace (.773 FG%, 17-22, vs. Atlanta, March 28, 2006) for the highest field goal percentage by a Hornet in a game (min. 20 FGA) by shooting 77.3 percent (17-of-22) vs. UTA (1/27/24).
- Notched 31 points in the second half vs. UTA (1/27/24), his career-high for any half, and 21 points in the fourth quarter, his second-most points in any quarter of his career (22, 4Q at Oklahoma City, 3/28/23)...became the fifth player in NBA history to record 43 points and seven 3s off the bench, joining Jordan Clarkson, Jamal Crawford, Kevin Martin and J.R. Smith.
- Notched a Mavericks-high in points after a 32-point display vs. GSW (4/5/24), where he added five rebounds, three assists, five steals and two blocks, the second-ever stat line of such instances in franchise history.

- Joined Mark Aguirre as the only two players in Mavericks history to record at least 30 points, five steals and two blocks in the same game (Aguirre, 12/5/87) (vs. GSW, 4/5/24).
- Set a career-high with five steals (vs. GSW, 4/5/24).
- Recorded his first double-double with the Mavericks at SAC (3/26/24) after a 14-13 effort.

PRIOR TO NBA/PERSONAL

- In his two seasons at Kentucky, Washington averaged 12.9 points (.521 FG%, .384 3FG%, .663 FT%), 6.6 rebounds, 1.7 assists, 0.8 steals, 1.0 blocks and 28.3 minutes in 72 games (63 starts)...he was named to the First-Team All-SEC team and was selected as a Third-Team All-American following his sophomore season (2018-19).
- 2018-19 (Kentucky):** As a sophomore, he averaged 15.2 points (.522 FG%, .423 3FG%, .663 FT%), 7.5 rebounds, 1.8 assists, 0.8 steals, 1.2 blocks and 29.3 minutes in 35 games (33 starts)...named to the NCAA Consensus All-America Third Team, All-SEC First Team and NCAA Tournament All-Region Team...was a finalist for the Naismith Award, the Wooden Award and Karl Malone Award...finished third in the conference in field goal percentage with a .522 FG%.
- 2017-18 (Kentucky):** As a freshman, Washington averaged 10.8 points (.519 FG%, .238 3FG%, .606 FT%), 5.7 rebounds, 1.5 assists, 0.8 steals, 0.8 blocks and 27.4 minutes in 37 games (30 starts).
- P.J. Washington Jr. (Paul Jamaine Washington Jr.) was born in Louisville, Kentucky in 1998 to Sherry and Paul Washington Sr. Has two siblings. Has one son, who is also named P.J.
- Both of his parents played basketball at Middle Tennessee State. He wears #25 because that's what his father wore.
- Washington played for two different high schools. First, he attended Lone Star High School in Frisco, Texas before transferring to Findlay Prep in Henderson, Nevada. As a senior at Findlay Prep, Washington averaged 19.6 points, 6.1 assists, 9.4 rebounds, and 1.9 steals per game.
- He was named to the All-USA Boys Basketball Second Team in March and played in the 2017 McDonald's All-American Game and the Jordan Brand Classic.
- Washington started all five games and averaged 10.0 points and 4.0 rebounds for the gold-medal winning 2016 USA Men's U18 National Team in Chile. Washington was also a member of the 2015 USA 3x3 U18 World Championship Team, which finished in eighth place in Debrecen, Hungary. Suited up for Coach Calipari and Team USA at the 2017 FIBA U19 World Cup. Averaged a team-high 12.9 points per game and added 5.1 rebounds per outing en route to a third-place finish.
- As a five-star recruit, Washington committed to the University of Kentucky and was ranked as the No. 12 overall prospect in the country heading into college. He participated in football and track. Played for Penny Hardaway and Team Penny in AAU.
- Washington's social media handles are: Instagram is @pj_washington and his X is @PJWashington.

	2023-24 HIGHS	CAREER HIGHS	POSTSEASON HIGHS
Points	43 vs. UTA 1/27/24	43 2 times (vs. UTA, 1/27/24)	--
Field Goals Made	17 vs. UTA 1/27/24	17 vs. UTA 1/27/24	--
Field Goals Attempted	23 vs. MIA 11/14/23	24 at OKC 3/28/23	--
Three Point Field Goals Made	7 vs. UTA 1/27/24	7 2 times (vs. UTA, 1/27/24)	--
Three Point FG Attempted	11 vs. MIA 11/14/23	11 5 times (vs. MIA, 11/14/23)	--
Free Throws Made	7 vs. DEN 12/23/23	12 vs. ATL 12/8/19	--
Free Throws Attempted	9 vs. DEN 12/23/23	13 vs. ATL 12/8/19	--
Offensive Rebounds	4 3 times (vs. MIA, 3/7/24)	6 vs. BKN 12/27/20	--
Defensive Rebounds	12 at SAC 3/26/24	12 2 times (@ SAC, 3/26/24)	--
Total Rebounds	13 2 times (vs. HOU, 4/7/24)	14 vs. MIA 2/17/22	--
Assists	5 4 times (@ DET, 1/24/24)	7 3 times (@ BKN, 12/7/22)	--
Steals	5 vs. GSW 4/5/24	5 vs. GSW 4/5/24	--
Blocks	3 4 times (vs. GSW, 3/13/24)	6 vs. ATL 1/9/21	--
Minutes Played	43 vs. HOU 4/7/24	49 vs. MIA 2/17/22	--

P.J. Washington Jr. - NBA Regular Season Statistics

SEASON	TEAM	GP	GS	MIN	FG	FGA	FG%	3PM	3PA	3P%	FT	FPA	FT%	OR	DR	TOT	A	ST	TO	BS	PTS	PPG
2019-20	CHA	58	57	1,759	268	589	.455	86	230	.374	88	136	.647	58	258	316	123	51	93	44	710	12.2
2020-21	CHA	64	61	1,954	302	686	.440	112	290	.386	108	145	.745	93	325	418	161	69	128	79	824	12.9
2021-22	CHA	65	28	1,768	250	532	.470	110	301	.365	58	81	.716	82	255	337	147	57	82	61	668	10.3
2022-23	CHA	73	73	2,380	434	978	.444	149	428	.348	127	174	.730	73	285	358	175	66	110	79	1,144	15.7
2023-24	CHA	44	17	1,286	227	509	.446	79	244	.324	67	94	.713	53	179	232	97	38	66	32	600	13.6
Went from CHA to DAL.																						
2023-24	DAL	29	28	935	127	302	.421	53	169	.314	32	51	.627	32	147	179	44	34	30	27	339	11.7
2023-24	TOT	73	45	2,220	354	811	.436	132	413	.320	99	145	.683	85	326	411	141	72	96	59	939	12.9
TOTALS		333	264	10,079	1,608	3,596	.447	589	1,662	.354	480	681	.705	391	1,449	1,840	747	315	509	322	4,285	12.9
PER GAME		--	--	30.3	4.8	10.8	--	1.8	5.0	--	1.4	2.0	--	1.2	4.4	5.5	2.2	0.9	1.5	1.0	12.9	--



2023-24 GAME-BY-GAME Regular Season STATISTICS (CHA / DAL)

Table with columns: DATE, OPP, P/S, MIN, FG, FGA, FG%, 3PM, 3PA, 3P%, FT, FTA, FT%, OR, DR, TOT, A, ST, BS, TO, PF, +/-, PTS. Rows include game dates and opponent abbreviations (e.g., ATL, DET, BKN, etc.) and a summary row at the bottom.

Summary row for 2023 season: 2023 TTT 73-45, 2,185, 354, 811, .436, 132, 413, .320, 99, 145, .683, 85, 326, 411, 141, 72, 59, 96, 169, -133, 939. 2023 AVG --, 29.9, 4.8, 11.1, --, 1.8, 5.7, --, 1.4, 2.0, --, 1.2, 4.5, 5.6, 1.9, 1.0, 0.8, 1.3, 2.3, -1.8, 12.9.



BRANDON WILLIAMS

6'1" • 190 • 11.22.99 • ARIZONA • USA



2ND SEASON IN THE NBA

1ST SEASON WITH THE MAVS

CAREER TRANSACTIONS

- » Signed to a 10-day contract by Portland (12/26/21).
- » Signed to a Two-Way contract by Portland (2/22/22).
- » Waived by Portland (10/7/22).
- » Signed by Orlando (9/12/23).
- » Waived by Orlando (10/21/23).
- » Signed to a Two-Way contract by Dallas (12/28/23).

PROFESSIONAL CAPSULE

- » Holds career averages of 8.8 points, 2.1 rebounds, 2.7 assists and 0.6 steals in 18.4 minutes in 41 games (16 starts) with Portland and Dallas.

2023-24 SEASON

- » Appeared in 17 games (no starts), averaging 3.2 points, 0.8 rebounds, 1.0 assists and 0.5 steals in 6.6 minutes with Dallas.
- » Played for Dallas and two G League teams this season as he appeared with the Osceola Magic and Texas Legends.
- » Recorded a season-high 22 points in the final game of the season, going 8-of-21 from the field alongside 5 rebounds and three assists (vs. OKC, 4/14/24).
- » Appeared in 14 games with the Osceola Magic during the G League's regular season and averaged 22.4 points (.479 FG%), 4.1 rebounds, 5.0 assists and 1.6 steals.
- » Acquired by the Texas Legends (12/28/23) and appeared in seven games with the Legends, averaging 24.1 points (.477 FG%), 5.0 rebounds, 6.3 assists and 1.1 steals.

PRIOR TO NBA/PERSONAL

- » **2019-20:** Redshirted his sophomore year for recovery from an offseason knee surgery at Arizona.
- » **2018-19:** As a freshman at Arizona, averaged 11.4 points (.377 FG%, .316 3FG%, .819 FT%), 2.8 rebounds, 3.4 assists, .8 steals and 28.2 minutes in 26 games (21 starts)...named Pac-12 All-Freshman Team Honorable Mention...scored in double figures in 17 games and led the Wildcats in assists on 10 occasions...in his second-ever collegiate game, posted 8 assists and no turnovers in win over Cal Poly (11/11/18), becoming first Arizona freshman since Khalid Reeves in 1990 to post 8 assists to no turnovers in a game...notched the first double-double of his career against Utah Valley (12/6), scoring 15 points and grabbing 10 rebounds...scored 16 points on 6-of-11 shooting at Alabama (12/9/18)...averaged 11.7 points per game in 12 Pac-12 contests...averaged 3.3 assists per game, ranking 12th in the Pac-12 Conference...shot 81.8% from the free-throw line on the season, which ranked seventh in the conference...posted a 1.9 assist-to-turnover ratio, which ranked fifth in the conference and tops for all freshmen.
- » Played prep basketball at powerhouse Crespi Carmelite High...averaged 24.7 points, 5.0 rebounds, 2.7 assists and 2.4 steals per game as a high school senior...named Los Angeles Daily News 2017-18 Player of the Year...went for 43 points in CIF playoffs versus Chino Hills in March of 2018 while also scoring 52 points in a game against Alemany High earlier that season...missed junior season of high school to have surgery on a on a genetic condition in his knee.
- » Was the No. 2 and No. 3 prospect in the 2018 California recruiting class, according to 247Sports and ESPN, respectively.
- » Born Nov. 22, 1999, in Los Angeles.

	2023-24 HIGHS	CAREER HIGHS	POSTSEASON HIGHS
Points	22 at OKC 4/14/24	27 at MIN 3/7/22	--
Field Goals Made	8 at OKC 4/14/24	10 at BKN 3/18/22	--
Field Goals Attempted	21 at OKC 4/14/24	21 at OKC 4/14/24	--
Three Point Field Goals Made	1 3 times (@ OKC, 4/14/24)	5 vs. OKC 3/28/22	--
Three Point FG Attempted	6 at OKC 4/14/24	9 at IND 3/20/22	--
Free Throws Made	5 at OKC 4/14/24	11 2 times (@ DET, 3/21/22)	--
Free Throws Attempted	6 at OKC 4/14/24	16 at MIN 3/7/22	--
Offensive Rebounds	1 4 times (@ OKC, 4/14/24)	3 at BKN 3/18/22	--
Defensive Rebounds	4 at OKC 4/14/24	6 2 times (@ UTA, 3/9/22)	--
Total Rebounds	5 at OKC 4/14/24	8 at MIN 3/7/22	--
Assists	3 at OKC 4/14/24	12 vs. OKC 3/28/22	--
Steals	1 vs. POR 1/3/24	4 2 times (vs. OKC, 3/28/22)	--
Blocks	1 vs. POR 1/5/24	2 at NYK 3/16/22	--
Minutes Played	30 at OKC 4/14/24	41 vs. OKC 3/28/22	--

Brandon Williams - NBA Regular Season Statistics

SEASON	TEAM	GP	GS	MIN	FG	FGA	FG%	3PM	3PA	3P%	FT	FTA	FT%	OR	DR	TOT	A	ST	TO	BS	PTS	PPG
2021-22	POR	24	16	640	105	282	.372	31	106	.292	68	97	.701	19	55	74	94	24	58	10	309	12.9
2023-24	DAL	17	0	113	20	54	.370	3	15	.200	11	17	.647	4	9	13	17	1	7	1	54	3.2
TOTALS		41	16	751	125	336	.372	34	121	.281	79	114	.693	23	64	87	111	25	65	11	363	8.9
PER GAME		--	--	18.3	3.0	8.2	--	0.8	3.0	--	1.9	2.8	--	0.6	1.6	2.1	2.7	0.6	1.6	0.3	8.9	--



2023-24 GAME-BY-GAME Regular Season STATISTICS (DAL)

DATE	OPP	P/S	MIN	FG	FGA	FG%	3PM	3PA	3P%	FT	FTA	FT%	OR	DR	TOT	A	ST	BS	TO	PF	+/-	PTS	
12/28/23	at MIN																						
12/30/23	at GSW																						
01/01/24	at UTA	P	6:42	2	3	.667	0	0	.000	0	0	.000	1	0	1	1	0	0	1	1	-13	4	
01/03/24	POR	P	5:56	0	1	.000	0	0	.000	0	2	.000	1	1	2	0	1	0	0	0	-9	0	
01/05/24	POR	P	9:54	2	3	.667	1	1	1.000	2	3	.667	0	0	0	2	0	1	1	1	0	3	7
01/07/24	MIN																						
01/09/24	MEM	P	3:03	0	1	.000	0	0	.000	0	0	.000	0	1	1	1	0	0	0	0	1	0	
01/11/24	NYK																						
01/13/24	NOP																						
01/15/24	NOP																						
01/17/24	at LAL	P	4:44	2	3	.667	1	2	.500	0	0	.000	0	1	1	2	0	0	0	0	6	5	
01/22/24	BOS																						
01/24/24	PHX	P	4:48	1	2	.500	0	1	.000	0	1	.000	0	0	0	0	0	0	0	0	0	2	
01/26/24	at ATL																						
01/27/24	SAC																						
01/29/24	ORL																						
01/31/24	at MIN	P	8:16	1	3	.333	0	1	.000	3	3	1.000	0	0	0	2	0	0	0	0	-10	5	
02/03/24	MIL																						
02/05/24	at PHI	P	3:11	0	2	.000	0	1	.000	0	0	.000	0	0	0	2	0	0	0	0	-1	0	
02/06/24	at BKN																						
02/08/24	at NYK	P	1:17	0	0	.000	0	0	.000	1	2	.500	0	0	0	0	0	0	0	0	-2	1	
02/10/24	OKC	P	5:44	0	2	.000	0	0	.000	0	0	.000	1	1	2	2	0	0	1	0	0	0	
02/12/24	WAS	P	00:03	0	0	.000	0	0	.000	0	0	.000	0	0	0	0	0	0	0	0	0	0	
02/14/24	SAS	P	5:26	0	2	.000	0	0	.000	0	0	.000	0	0	0	0	0	0	0	1	-2	0	
02/22/24	PHX																						
02/25/24	at IND																						
02/27/24	at CLE																						
02/28/24	at TOR																						
03/01/24	at BOS																						
03/03/24	PHI																						
03/05/24	IND																						
03/07/24	MIA																						
03/09/24	at DET																						
03/11/24	at CHI																						
03/13/24	GSW																						
03/14/24	at OKC																						
03/17/24	DEN																						
03/19/24	at SAS																						
03/21/24	UTA																						
03/25/24	at UTA																						
03/26/24	at SAC																						
03/29/24	at SAC																						
03/31/24	at HOU																						
04/02/24	at GSW																						
04/04/24	ATL	P	00:45	0	1	.000	0	1	.000	0	0	.000	0	0	0	0	0	0	0	0	2	0	
04/05/24	GSW																						
04/07/24	HOU																						
04/09/24	at CHA	P	3:38	1	1	1.000	0	0	.000	0	0	.000	0	0	0	1	0	0	0	0	2	2	
04/10/24	at MIA	P	1:57	1	1	1.000	0	0	.000	0	0	.000	0	0	0	1	0	0	0	0	4	2	
04/12/24	DET	P	17:40	2	8	.250	0	2	.000	0	0	.000	0	1	1	0	0	0	1	1	-9	4	
04/14/24	at OKC	P	29:47	8	21	.381	1	6	.167	5	6	.833	1	4	5	3	0	0	3	1	-29	22	
2023	TTL	17-0	103	20	54	.370	3	15	.200	11	17	.647	4	9	13	17	1	1	7	4	-57	54	
2023	AVG	--	6.1	1.2	3.2	--	0.2	0.9	--	0.6	1.0	--	0.2	0.5	0.8	1.0	0.1	0.1	0.4	0.2	-3.4	3.2	



Through April 14 (50-32)

DALLAS MAVERICKS

2023-24 REGULAR SEASON STATISTICS

PLAYER	G	GS	MIN	-FIELD GOALS-			-3-POINT FG--			-FREE THROWS-			--REBOUNDS--					PTS	AVG				
				FG	FGA	PCT	FG	FGA	PCT	FT	FTA	PCT	OFF	DEF	TOT	AST	PF			DQ	STL	TO	BLK
Doncic	70	70	2624	804	1652	.487	284	744	.382	478	608	.786	59	588	647	686	149	0	99	282	38	2370	33.9
Irving	58	58	2030	562	1131	.497	173	421	.411	190	210	.905	44	246	290	299	112	0	74	106	28	1487	25.6
Hardaway Jr.	79	12	2120	392	976	.402	211	597	.353	144	169	.852	22	232	254	139	106	0	42	69	6	1139	14.4
Washington (TOT)	73	45	2221	354	811	.436	132	413	.320	99	145	.683	85	326	411	141	169	2	72	96	59	939	12.9
Washington (DAL)	29	28	935	127	302	.421	53	169	.314	32	51	.627	32	147	179	44	57	0	34	30	27	339	11.7
Gafford (TOT)	74	66	1814	348	480	.725	0	0	---	118	175	.674	195	367	562	115	227	3	65	74	153	814	11.0
Gafford (DAL)	29	21	623	145	186	.780	0	0	---	34	56	.607	64	137	201	46	80	0	21	28	56	324	11.2
Lively	55	42	1294	221	296	.747	0	2	.000	41	81	.506	135	243	378	60	144	1	36	50	77	483	8.8
Jones Jr.	76	66	1783	239	495	.483	82	239	.343	97	136	.713	82	168	250	75	121	0	53	65	51	657	8.6
Green	57	33	1505	179	374	.479	72	187	.385	39	57	.684	40	144	184	130	107	0	47	60	9	469	8.2
Exum	55	17	1088	161	302	.533	53	108	.491	53	68	.779	25	124	149	157	85	0	22	49	5	428	7.8
Hardy	73	7	989	195	479	.407	81	224	.362	59	76	.776	20	111	131	109	80	0	22	62	4	530	7.3
Kleber	43	7	871	63	146	.432	32	92	.348	33	47	.702	30	113	143	68	79	0	17	28	30	191	4.4
Powell	63	9	836	72	106	.679	1	3	.333	63	89	.708	97	117	214	84	113	0	26	32	20	208	3.3
Lawson	42	0	311	54	121	.446	13	50	.260	15	23	.652	14	36	50	20	22	0	10	14	3	136	3.2
Williams	17	0	113	20	54	.370	3	15	.200	11	17	.647	4	9	13	17	4	0	1	7	1	54	3.2
Prosper	40	1	336	40	104	.385	13	45	.289	28	41	.683	25	54	79	22	20	0	7	8	4	121	3.0
Morris	26	1	216	23	68	.338	15	42	.357	5	6	.833	4	35	39	16	12	0	5	12	3	66	2.5
Brown	6	0	40	5	11	.455	1	3	.333	4	9	.444	3	6	9	4	5	0	0	4	4	15	2.5
Fudge (TOT)	6	0	40	6	15	.400	1	5	.200	2	2	1.000	4	1	5	0	2	0	3	2	0	15	2.5
Fudge (DAL)	2	0	26	5	9	.556	1	3	.333	0	0	---	2	1	3	0	1	0	3	1	0	11	5.5
MAVERICKS	82	-19705	3535	7352	.4811197	3242	.369	1397	1842	.758	797	2724	3521	2106	1500	2	563	1027	406	9664	117.9		
OPPONENTS	82	-19705	3522	7413	.4751075	2921	.368	1364	1772	.770	896	2800	3696	2258	1667	11	603	1127	331	9483	115.6		

PLAYER	-- SINGLE-GAME HIGHS --							----- AVERAGE PER GAME -----					-CAREER HIGHS (C=SET, T=TIED THIS SEASON) -								
	MIN	REB	AST	ST	TO	BL	PTS	MIN	REB	AST	STL	TO	BLK	PTS	FG	FGA	FT	FTA	REB	AST	PTS
Doncic	46	18	18	4	9	3	73	37.5	9.2	9.8	1.41	4.0	0.54	33.9	25C	35	18T	22	21	20	73C
Irving	45	9	12	4	5	3	48	35.0	5.0	5.2	1.28	1.8	0.48	25.6	20	36	17	17T	11	18	60
Hardaway Jr.	41	9	6	3	4	1	41	26.8	3.2	1.8	0.53	0.9	0.08	14.4	14	27	16	20	11	8	42
Washington (TOT)	43	13	5	5	6	3	43	30.4	5.6	1.9	0.99	1.3	0.81	12.9	17C	24	12	13	14	7	43T
Washington (DAL)	43	13	3	5	4	3	32	32.2	6.2	1.5	1.17	1.0	0.93	11.7							
Gafford (TOT)	37	17	5	4	4	7	26	24.5	7.6	1.6	0.88	1.0	2.07	11.0	12C	14	9	10	17C	5T	26C
Gafford (DAL)	31	17	5	2	4	7	26	21.5	6.9	1.6	0.72	1.0	1.93	11.2							
Lively	41	16	6	4	4	7	22	23.5	6.9	1.1	0.65	0.9	1.40	8.8	11C	12C	4C	9C	16C	6C	22C
Jones Jr.	39	10	4	4	3	3	24	23.5	3.3	1.0	0.70	0.9	0.67	8.6	10	18C	9	14	14	4T	25
Green	38	9	5	4	3	1	21	26.4	3.2	2.3	0.82	1.1	0.16	8.2	10	18	6	6T	12	10	29
Exum	40	9	7	3	4	1	26	19.8	2.7	2.9	0.40	0.9	0.09	7.8	11	15C	7	9	9C	13	28
Hardy	34	9	9	3	5	1	25	13.6	1.8	1.5	0.30	0.8	0.05	7.3	11	25	9	10	9C	9C	29
Kleber	34	12	5	3	2	4	21	20.3	3.3	1.6	0.40	0.7	0.70	4.4	10	14	6T	8T	14	6	26
Powell	34	14	8	3	4	4	14	13.3	3.4	1.3	0.41	0.5	0.32	3.3	11	15	9	11	16	8T	26
Lawson	31	7	3	4	3	1	17	7.4	1.2	0.5	0.24	0.3	0.07	3.2	7C	13C	5C	6C	7C	3C	17C
Williams	30	5	3	1	3	1	22	6.6	0.8	1.0	0.06	0.4	0.06	3.2	10	21C	11	16	8	12	27
Prosper	37	8	3	2	3	1	20	8.4	2.0	0.6	0.18	0.2	0.10	3.0	6C	14C	7C	9C	8C	3C	20C
Morris	24	5	4	2	3	1	10	8.3	1.5	0.6	0.19	0.5	0.12	2.5	15	26	11	15	17	8	35
Brown	12	5	2	0	2	3	7	6.6	1.5	0.7	0.00	0.7	0.67	2.5	6	13	5	6	14	5	17
Fudge (TOT)	19	2	0	3	1	0	11	6.7	0.8	0.0	0.50	0.3	0.00	2.5	5C	9C	2C	2C	2C	0	11C
Fudge (DAL)	19	2	0	3	1	0	11	12.9	1.5	0.0	1.50	0.5	0.00	5.5							
MAVERICKS	53	60	37	13	21	13	148	240.3	42.9	25.7	6.87	12.5	4.95	117.9	65	128	51	58	76	45	156
OPPONENTS	53	63	38	17	22	12	143	240.3	45.1	27.5	7.35	13.7	4.04	115.6	64	125	49	61	69	46	153



INCLUDES GAMES OF SUNDAY, APRIL 14, 2024

DALLAS MAVERICKS / MISCELLANEOUS STATISTICS

	RECORD	HOME	ROAD	OT	
OVERALL	50-32	25-16	25-16	1-0	Head Coach: Jason Kidd
Atlantic	6-4	2-3	4-1	0-0	Overall: 8 Years 323 Won 296 Lost .522 Pct.
Central	3-7	1-4	2-3	0-0	Overall: 3 Years 140 Won 106 Lost .569 Pct.
Southeast	10-0	5-0	5-0	0-0	
EASTERN	19-11	8-7	11-4	0-0	
Southwest	11-5	5-3	6-2	1-0	
Northwest	10-9	7-2	3-7	0-0	
Pacific	10-7	5-4	5-3	0-0	
WESTERN	31-21	17-9	14-12	1-0	

TEAM WINNING & LOSING STREAKS:

OVERALL	HOME	ROAD
Loss- 2	Loss- 1	Loss- 1
Long:Win - 7	Win - 7	Win - 5
Loss- 3	Loss- 3	Loss- 2
Last:Win -04/10 @ MIA 111-92	Win -04/07 vs HOU 147-136	Win -04/10 @ MIA 111-92
Loss-04/14 @ OKC 86-135	Loss-04/12 vs DET 89-107	Loss-04/14 @ OKC 86-135

	WON	LOST	OFFENSE	VsOPP	HOME ATTENDANCE
Oct.	3	0	100+ 50-25	If Opp W/L to date:	41 Games
Nov.	8	6	100< 0- 7	.500+ 25-27	828,897 Total
Dec.	8	8	Defense	.500< 25- 5	20,217 Average
Jan.	7	8	100+ 41-32		20,425 High
Feb.	8	3	100< 9- 0		40 Sellouts
Mar.	11	4			

After 82 games last season: W 38 L 44

MARGINS	1	2	3	4	5	6	7	8	9	10	11	12	13	14	15	16	17	18	19	20	21	22	23
Won By:		4	1	2	3	4	3	1	1	4	3	2	2	3	2	2		3	1				1
Lost By:		1	1	2	1	1	2	1	2	1	2	1		1		1	3	2	1		1	1	1
	24	25	26	27	28	29	30	31	32	33	34	35	36	37	38	39	40	41	42	43	44	45	46+
Won By:	1	1			1							2	2										1
Lost By:			2		1						1			1									1

At Start Of:	OVERALL	HOME	ROAD	FG%	OVERALL	HOME	ROAD
2nd- Ahead:	30-9	13-7	17-2	-44%	4-17	3-8	1-9
- Behind:	19-22	11-9	8-13	45-49%	18-13	10-8	8-5
- Tied:	1-1	1-0	0-1	50-54%	20-2	8-0	12-2
3rd- Ahead:	32-5	14-5	18-0	55-59%	6-0	3-0	3-0
- Behind:	16-26	10-11	6-15	+60%	2-0	1-0	1-0
- Tied:	2-1	1-0	1-1				
4th- Ahead:	39-2	17-1	22-1				
- Behind:	10-30	8-15	2-15				
- Tied:	1-0	0-0	1-0				



Through games of April 14
2023-24 HIGH GAMES

DALLAS MAVERICKS

PLAYER	MINUTES	FIELD	FREE	-----		REBOUNDS		-----		ASSISTS	STEALS	TURNOVERS	BLOCKED	POINTS
		GOALS	THROWS	OFFENSIVE	DEFENSIVE	TOTAL	SHOTS							
GREG BROWN	12 DEC. 22 at Hou.	3 JAN. 5 vs Port.	3 DEC. 22 at Hou.	1 (3) JAN. 5 vs Port.	4 DEC. 22 at Hou.	5 DEC. 22 at Hou.	2 DEC. 22 at Hou.	0	2 DEC. 23 vs S.A.	3C JAN. 5 vs Port.	7 JAN. 5 vs Port.			
LUKA DONCIC	46 JAN. 27 vs Sac.	25C JAN. 26 at Atl.	18T JAN. 29 vs Orl.	5 JAN. 22 vs Bos.	17C FEB. 6 at Bkn.	18 (2) FEB. 6 at Bkn.	18 DEC. 2 vs OKC.	4 (4) MAR. 21 vs Utah	9T(2) FEB. 3 vs Milw.	3 DEC. 25 at Phoe.	73C JAN. 26 at Atl.			
DANTE EXUM	40C DEC. 20 vs LA-C	9 DEC. 8 at Port.	5 (2) MAR. 7 vs Miami	3 NOV. 25 at LA-C	8C APR. 7 vs Hou.	9C APR. 7 vs Hou.	7 (3) APR. 5 vs G.S.	3T DEC. 27 vs Clev.	4 (3) APR. 7 vs Hou.	1 (5) DEC. 23 vs S.A.	26 DEC. 12 vs LA-L			
ALEX FUDGE LA-L-Dall.	19C APR. 14 at OKC.	5C APR. 14 at OKC.	2C NOV. 30 at OKC.	2C APR. 14 at OKC.	1C APR. 12 vs Det.	2C APR. 14 at OKC.	0	3C APR. 14 at OKC.	1C(2) APR. 12 vs Det.	0	11C APR. 14 at OKC.			
ALEX FUDGE Dall.	19C APR. 14 at OKC.	5C APR. 14 at OKC.	0	2C APR. 14 at OKC.	1C APR. 12 vs Det.	2C APR. 14 at OKC.	0	3C APR. 14 at OKC.	1C APR. 12 vs Det.	0	11C APR. 14 at OKC.			
DANIEL GAFFORD Wash.-Dall.	37C JAN. 10 at Ind.	12C APR. 9 at Cha.	6 DEC. 17 at Phoe.	8C JAN. 29 at S.A.	11C(2) APR. 5 vs G.S.	17C(2) FEB. 12 vs Wash.	5T(3) APR. 5 vs G.S.	4T(2) DEC. 27 vs Tor.	4T(2) FEB. 28 at Tor.	7 MAR. 13 vs G.S.	26C(2) APR. 9 at Cha.			
DANIEL GAFFORD Dall.	31 APR. 5 vs G.S.	12C APR. 9 at Cha.	5 FEB. 10 vs OKC.	7T FEB. 12 vs Wash.	11C APR. 5 vs G.S.	17C FEB. 12 vs Wash.	5T(3) APR. 5 vs G.S.	2 (4) MAR. 25 at Utah	4T FEB. 28 at Tor.	7 MAR. 13 vs G.S.	26C APR. 9 at Cha.			
JOSH GREEN	38 FEB. 3 vs Milw.	8 (3) JAN. 31 at Minn.	4 (2) MAR. 9 at Det.	3 JAN. 24 vs Phoe.	9C FEB. 3 vs Milw.	9 FEB. 3 vs Milw.	5 (7) FEB. 22 vs Phoe.	4T FEB. 27 at Clev.	3 (6) FEB. 3 vs Milw.	1 (9) MAR. 7 vs Miami	21 JAN. 26 at Atl.			
TIM HARDAWAY	41 JAN. 15 vs N.O.	11 (4) JAN. 29 vs Orl.	10 JAN. 15 vs N.O.	2 (3) JAN. 17 at LA-L	9 NOV. 12 at N.O.	9 (2) MAR. 14 at OKC.	6 MAR. 26 at Sac.	3T(2) MAR. 25 at Utah	4 (3) FEB. 25 at Ind.	1 (6) MAR. 26 at Sac.	41 JAN. 15 vs N.O.			
JADEN HARDY	34 DEC. 11 at Mem.	9 APR. 12 vs Det.	7 NOV. 5 vs Cha.	2T(5) JAN. 27 vs Sac.	7T JAN. 5 vs Port.	9C JAN. 5 vs Port.	9C JAN. 5 vs Port.	3T DEC. 23 vs S.A.	5T JAN. 31 at Minn.	1T(4) FEB. 14 vs S.A.	25 APR. 12 vs Det.			
KYRIE IRVING	45 APR. 7 vs Hou.	16 NOV. 18 at Milw.	15 APR. 7 vs Hou.	5T JAN. 7 vs Minn.	9 JAN. 5 vs Port.	9 (4) FEB. 14 vs S.A.	12 MAR. 14 at OKC.	4 (2) JAN. 9 vs Mem.	5 (2) APR. 5 vs G.S.	3 APR. 9 at Cha.	48 APR. 7 vs Hou.			
DERRICK JONES	39C DEC. 20 vs LA-C	9 DEC. 25 at Phoe.	8 DEC. 28 at Minn.	6 MAR. 17 vs Den.	6 (6) FEB. 28 at Tor.	10 (2) JAN. 7 vs Minn.	4T DEC. 16 at Port.	4 MAR. 9 at Det.	3 (5) FEB. 10 vs OKC.	3 (5) APR. 5 vs G.S.	24 (2) JAN. 13 vs N.O.			
MAXI KLEBER	34 FEB. 3 vs Milw.	8 FEB. 3 vs Milw.	6T APR. 7 vs Hou.	4 APR. 9 at Cha.	9 FEB. 10 vs OKC.	12 FEB. 10 vs OKC.	5 FEB. 5 at Phil.	3 MAR. 21 vs Utah	2 (6) MAR. 31 at Hou.	4 FEB. 8 at N.Y.	21 FEB. 3 vs Milw.			
A.J. LAWSON	31C DEC. 23 vs S.A.	7C DEC. 23 vs S.A.	5C JAN. 5 vs Port.	3T DEC. 23 vs S.A.	5C APR. 12 vs Det.	7C DEC. 23 vs S.A.	3C DEC. 23 vs S.A.	4C DEC. 22 at Hou.	3C DEC. 22 at Hou.	1C(3) JAN. 31 at Minn.	17C DEC. 23 vs S.A.			
DERECK LIVELY	41C JAN. 29 vs Orl.	11C MAR. 11 at Chi.	4C(2) JAN. 29 vs Orl.	7C(2) JAN. 15 vs N.O.	13C DEC. 30 at G.S.	16C(2) DEC. 11 at Mem.	6C NOV. 1 vs Chi.	4C FEB. 25 at Ind.	4C DEC. 11 at Mem.	7C DEC. 2 vs OKC.	22C MAR. 11 at Chi.			



MARKIEFF MORRIS	24 APR. 14 at OKC.	4 DEC. 16 at Port.	2 (2) APR. 14 at OKC.	2 DEC. 1 vs Mem.	5 (2) APR. 14 at OKC.	5 (2) APR. 14 at OKC.	4 DEC. 16 at Port.	2 DEC. 11 at Mem.	3 DEC. 8 at Port.	1 (3) APR. 14 at OKC.	10 DEC. 16 at Port.
DWIGHT POWELL	34 JAN. 13 vs N.O.	6 DEC. 28 at Minn.	5 (2) NOV. 10 vs LA-C	7 DEC. 28 at Minn.	7 (3) JAN. 5 vs Port.	14 DEC. 28 at Minn.	8T JAN. 13 vs N.O.	3 (2) JAN. 13 vs N.O.	4 JAN. 31 at Minn.	4T OCT. 30 at Mem.	14 DEC. 23 vs S.A.
OLIVIER-MAXENCE PROSPER	37C APR. 14 at OKC.	6C (2) APR. 12 vs Det.	7C DEC. 22 at Hou.	5C DEC. 22 at Hou.	5C (2) APR. 14 at OKC.	8C APR. 14 at OKC.	3C (2) JAN. 5 vs Port.	2C APR. 12 vs Det.	3C DEC. 22 at Hou.	1C (4) APR. 12 vs Det.	20C DEC. 22 at Hou.
P.J. WASHINGTON Cha.-Dall.	43 APR. 7 vs Hou.	17C JAN. 27 vs Utah	7 DEC. 23 vs Den.	4 (3) MAR. 7 vs Miami	12T MAR. 26 at Sac.	13 (2) APR. 7 vs Hou.	5 (4) JAN. 24 at Det.	5C APR. 5 vs G.S.	6T NOV. 18 vs N.Y.	3 (4) MAR. 13 vs G.S.	43T JAN. 27 vs Utah
P.J. WASHINGTON Dall.	43 APR. 7 vs Hou.	12 APR. 5 vs G.S.	6 MAR. 3 vs Phil.	4 MAR. 7 vs Miami	12T MAR. 26 at Sac.	13 (2) APR. 7 vs Hou.	3 (6) APR. 9 at Cha.	5C APR. 5 vs G.S.	4 (2) APR. 5 vs G.S.	3 (2) MAR. 13 vs G.S.	32 APR. 5 vs G.S.
BRANDON WILLIAMS	30 APR. 14 at OKC.	8 APR. 14 at OKC.	5 APR. 14 at OKC.	1 (4) APR. 14 at OKC.	4 APR. 14 at OKC.	5 APR. 14 at OKC.	3 APR. 14 at OKC.	1 JAN. 3 vs Port.	3 APR. 14 at OKC.	1 JAN. 5 vs Port.	22 APR. 14 at OKC.
MAVERICKS High Games	265 APR. 7 vs Hou.	56 (2) JAN. 5 vs Port.	40 APR. 7 vs Hou.	22 MAR. 17 vs Den.	47 FEB. 14 vs S.A.	60 MAR. 17 vs Den.	37 DEC. 6 vs Utah	13 MAR. 9 at Det.	21 FEB. 3 vs Milw.	13 MAR. 13 vs G.S.	148 JAN. 26 at Atl.
MAVERICKS Low Games	240 APR. 14 at OKC.	31 JAN. 31 at Minn.	5 (2) MAR. 31 at Hou.	3 (2) MAR. 19 at S.A.	22 JAN. 31 at Minn.	31 (2) JAN. 31 at Minn.	15 FEB. 25 at Ind.	1 NOV. 18 at Milw.	4 NOV. 22 at LA-L	0	86 APR. 14 at OKC.
OPPONENTS High Games	265 APR. 7 vs Hou.	54 APR. 14 at OKC.	32 NOV. 10 vs LA-C	20 MAR. 9 at Det.	51 DEC. 22 at Hou.	63 DEC. 22 at Hou.	38 (2) APR. 14 at OKC.	17 NOV. 14 at N.O.	22 (2) JAN. 3 vs Port.	12 DEC. 1 vs Mem.	143 JAN. 26 at Atl.
OPPONENTS Low Games	240 APR. 14 at OKC.	33 APR. 10 at Miami	7 (2) APR. 12 vs Det.	2 MAR. 7 vs Miami	23 JAN. 29 vs Orl.	32 APR. 7 vs Hou.	17 DEC. 16 at Port.	1 NOV. 22 at LA-L	6 JAN. 22 vs Bos.	0	92 (2) APR. 10 at Miami

"C" indicates a new career-high, "T" a tied career-high.

Numbers in parentheses indicate the number of games in which a player or team has reached a given total (if more than one).

DALLAS MAVERICKS

Date	Opponent	Team/Opp	Home	Road	Total	High Scoring	High Rebounds	High Assists	Opponent Scoring	Atten.
Oct 25	@San Antonio	W126-119	0-0	1-0	1-0	Doncic-33	Doncic-13	Doncic-10	Vassell-23	18,947
Oct 27	BROOKLYN	W125-120	1-0	1-0	2-0	Doncic-49	Doncic-10	Doncic-7	Thomas-30	20,238
Oct 30	@Memphis	W125-110	1-0	2-0	3-0	Doncic-35	Doncic-12	Doncic-12	Bane-30	15,031
Nov 1	CHICAGO	W114-105	2-0	2-0	4-0	G. Williams-25	Lively-13	Doncic-10	Jackson Jr.-30	
Nov 3	@Denver	L114-125	2-0	2-1	4-1	Doncic-34	Doncic-10	Doncic-8	LaVine-22	20,103
Nov 5	CHARLOTTE	W124-118	3-0	2-1	5-1	Doncic-23	Lively-14	Irving-10	Jokic-33	19,729
Nov 6	@Orlando	W117-102	3-0	3-1	6-1	Doncic-29	Hardaway Jr.-6	Irving-10	Ball-30	20,052
Nov 8	TORONTO	L116-127	3-1	3-1	6-2	Doncic-31	Irving-6	Doncic-8	Banchero-22	19,409
Nov 10	L.A. CLIPPERS	W144-126	4-1	3-1	7-2	Doncic-44	Doncic-7	Doncic-6	Siakam-31	20,063
Nov 12	@New Orleans	W136-124	4-1	4-1	8-2	Irving-35	Doncic-7	Doncic-6	Leonard-26	20,377
Nov 14	@New Orleans	L110-131	4-1	4-2	8-3	Hardaway Jr.-17	Jones Jr.-10	Doncic-6		
Nov 15	@Washington	W130-117	4-1	4-1	8-2	Irving-35	Exum-6	Doncic-9	Ingram-20	16,302
Nov 18	@Milwaukee	L125-132	4-1	4-2	8-3	Hardaway Jr.-17	Lively-9	Doncic-9	Hawkins-25	16,354
Nov 19	SACRAMENTO	L113-129	4-2	5-3	9-5	Irving-17	Irving-17	Doncic-7	Ingram-25	
Nov 22	@L.A. Lakers	W104-101	4-1	5-2	9-3	Hardaway Jr.-31	Lively-9	Doncic-10	Kuzma-22	16,632
Nov 25	@L.A. Clippers	L 88-107	4-1	5-3	9-4	Irving-39	Lively-10	Doncic-9	G. Antetokounmpo-41	128
Nov 28	HOUSTON	W121-115	4-2	5-3	9-5	Doncic-25	Doncic-10	Doncic-7	Sabonis-32	20,211
Dec 1	MEMPHIS	L 94-108	4-2	6-3	10-5	Doncic-30	Doncic-12	Doncic-8	James-26	18,997
Dec 2	OKLAHOMA CITY	L120-126	4-2	6-4	10-6	Doncic-30	Exum-8	Doncic-4	George-25	19,370
Dec 6	UTAH	W147- 97	5-2	6-4	11-6	Doncic-41	Doncic-9	Doncic-9	Sengun-31	20,103
Dec 8	@Portland	W125-112	5-3	6-4	11-7	Jones Jr.-16	G. Williams-8	Green-5	Bane-30	20,150
Dec 11	@Memphis	W120-113	6-4	6-4	11-7	G. Williams-16	Hardy-5	Irving-5		
Dec 12	L.A. LAKERS	W127-125	6-4	6-4	12-8	Doncic-36	Lively-16	Doncic-18	Jal. Williams-23	20,277
Dec 14	MINNESOTA	L101-119	6-4	6-4	12-8	Doncic-40	Doncic-10	Doncic-11	Agbaji-21	19,877
Dec 16	@Portland	W131-120	6-4	7-4	13-8	Doncic-32	Lively-9	Doncic-10	Simons-30	18,762
Dec 18	@Denver	L104-130	6-4	8-4	14-8	Doncic-35	Lively-16	Doncic-6	Jackson Jr.-41	16,379
Dec 20	L.A. CLIPPERS	L111-120	7-4	8-4	15-8	Doncic-33	Lively-8	Doncic-17	Davis-37	20,377
Dec 22	@Houston	L 96-122	7-5	8-4	15-9	Doncic-39	Doncic-6	Doncic-13	Reid-27	20,177
Dec 23	SAN ANTONIO	W144-119	7-5	9-4	16-9	Doncic-40	Lively-6	Doncic-10	Simons-33	18,439
Dec 25	@Phoenix	W128-114	7-5	9-5	16-10	Doncic-38	Doncic-12	Doncic-8	Murray-22	19,659
Dec 27	CLEVELAND	L110-113	7-6	9-5	16-11	Doncic-28	Doncic-11	Doncic-8	Murray-22	19,659
Dec 28	@Minnesota	L110-118	7-6	9-5	16-11	Doncic-28	Doncic-9	Doncic-10	Leonard-30	20,310
Dec 30	@Golden State	W132-122	7-6	9-6	16-12	Prosper-20	G. Williams-9	Dennis-4	Sengun-22	18,055
Jan 1	@Utah	L 90-127	8-6	9-6	17-12	Doncic-39	Holmes-8	Hardy-4		
Jan 3	PORTLAND	W126- 97	8-6	10-6	18-12	Doncic-50	Doncic-12	Doncic-10	Sochan-23	20,409
Jan 5	PORTLAND	W139-103	8-7	10-6	18-13	Doncic-39	Lively-10	Doncic-15	Allen-32	17,071
Jan 7	MINNESOTA	W115-108	8-7	10-6	18-13	Doncic-39	Doncic-7	Doncic-6	LeVert-29	20,377
Jan 9	MEMPHIS	L103-120	8-7	10-7	18-14	Hardaway Jr.-32	Powell-14	Exum-6	Edwards-44	18,024
Jan 11	NEW YORK	W128-124	8-7	11-7	19-14	Doncic-39	Lively-14	Doncic-10	Curry-25	18,064
Jan 13	NEW ORLEANS	L108-118	8-7	11-8	19-15	Doncic-19	Irving-9	Doncic-14	Fontecchio-24	18,206
Jan 15	NEW ORLEANS	W125-120	9-7	11-8	20-15	Doncic-41	Irving-9	Doncic-5	Sharpe-16	20,077
Jan 17	@L.A. Lakers	L110-127	10-7	11-8	21-15	Irving-24	Hardy-9	Irving-5	Grant-18	20,162
Jan 19	BOSTON	L110-119	11-7	11-8	22-15	Irving-35	Irving-9	Doncic-5		
Jan 21	PHOENIX	L109-132	11-7	11-8	22-15	Irving-35	Powell-9	Doncic-8	Edwards-36	20,111
Jan 22	BOSTON	L110-119	11-8	11-8	22-16	Irving-33	Jones Jr.-10	Doncic-8	Bane-32	20,116
Jan 24	PHOENIX	L109-132	12-8	11-8	23-16	Irving-44	Irving-8	Doncic-6	Bane-32	20,040
Jan 26	@Atlanta	W148-143	12-9	11-8	23-17	Irving-33	Powell-9	Irving-10	Randle-32	20,040
Jan 27	SACRAMENTO	L115-120	12-9	11-8	24-17	Irving-42	Powell-9	Powell-8	Hawkins-34	20,155
Jan 29	ORLANDO	W131-129	13-9	11-8	24-17	Irving-42	Lively-12	Irving-7	Williamson-30	20,010
Jan 31	@Minnesota	L 87-121	13-9	11-9	24-18	Doncic-33	Doncic-13	G. Williams-7		
			13-10	11-9	24-19	Doncic-33	Doncic-18	Doncic-10	Russell-29	18,338
			13-11	11-9	24-20	Doncic-34	Doncic-8	Doncic-13	Tatum-39	20,277
			13-11	12-9	25-20	Doncic-73	Doncic-8	Doncic-9	Booker-46	20,202
			13-12	12-9	25-21	Doncic-28	Lively-11	Doncic-7	Young-30	16,149
			14-12	12-9	26-21	Doncic-45	Doncic-10	Doncic-17	Fox-34	20,373
			14-12	12-10	26-22	Green-18	Lively-11	Doncic-15	Banchero-36	20,020
							Holmes-10	Curry-3	Towns-29	18,024
								Holmes-3		
								Powell-3		



Feb 3	MILWAUKEE	L117-129	14-13	12-10	26-23	Doncic-40	Doncic-9 Green-9	Doncic-11	G. Antetokounmpo-420,377
Feb 5	@Philadelphia	W118-102	14-13	13-10	27-23	Irving-23	Doncic-8	Irving-8	Oubre Jr.-19 19,764
Feb 6	@Brooklyn	W119-107	14-13	14-10	28-23	Irving-36	Doncic-18	Doncic-9	Bridges-28 17,732
Feb 8	@New York	W122-108	14-13	15-10	29-23	Doncic-39	Doncic-8	Doncic-11	DiVincenzo-36 19,812
Feb 10	OKLAHOMA CITY	W146-111	15-13	15-10	30-23	Doncic-32	Kleber-12	Doncic-9	Gilgeous-Alexander20,277
Feb 12	WASHINGTON	W112-104	16-13	15-10	31-23	Doncic-26 Irving-26	Gafford-17	Doncic-15	Avdija-25 19,921
Feb 14	SAN ANTONIO	W116- 93	17-13	15-10	32-23	Irving-34	Gafford-10	Doncic-8	Wembanyama-26 20,311
Feb 22	PHOENIX	W123-113	18-13	15-10	33-23	Doncic-41	Doncic-9	Doncic-11	Booker-35 20,377
Feb 25	@Indiana	L111-133	18-13	15-11	33-24	Doncic-33	Doncic-6 Irving-6 Washington-6	Doncic-6	Turner-33 17,274
Feb 27	@Cleveland	L119-121	18-13	15-12	33-25	Doncic-45	Doncic-9	Doncic-14	Mitchell-31 19,432
Feb 28	@Toronto	W136-125	18-13	16-12	34-25	Doncic-30	Doncic-12	Doncic-16	Quickley-28 19,800
Mar 1	@Boston	L110-138	18-13	16-13	34-26	Doncic-37	Doncic-12	Doncic-11	Tatum-32 19,156
Mar 3	PHILADELPHIA	L116-120	18-14	16-13	34-27	Doncic-38	Doncic-11	Doncic-10	Harris-28 20,277
Mar 5	INDIANA	L120-137	18-15	16-13	34-28	Doncic-39	Doncic-10 Gafford-10	Doncic-11	Turner-20 20,200
Mar 7	MIAMI	W114-108	19-15	16-13	35-28	Doncic-35	Doncic-11	Doncic-11	Rozier-27 20,221
Mar 9	@Detroit	W142-124	19-15	17-13	36-28	Doncic-39	Doncic-10	Doncic-10	Cunningham-33 20,062
Mar 11	@Chicago	W127- 92	19-15	18-13	37-28	Doncic-27	Doncic-12	Doncic-14	Bitim-17 21,363
Mar 13	GOLDEN STATE	W109- 99	20-15	18-13	38-28	Irving-23	Irving-8 Lively-8	Irving-10	Kuminga-27 20,411
Mar 14	@Oklahoma Cit	L119-126	20-15	18-14	38-29	Irving-36	Gafford-15	Irving-12	Gilgeous-Alexander18,203
Mar 17	DENVER	W107-105	21-15	18-14	39-29	Doncic-37	Washington-11	Irving-9	Murray-23 20,377
Mar 19	@San Antonio	W113-107	21-15	19-14	40-29	Irving-28	Doncic-10	Doncic-16	Jones-22 18,354
Mar 21	UTAH	W113- 97	22-15	19-14	41-29	Doncic-34	Doncic-9	Doncic-8	Markkanen-21 20,277
Mar 25	@Utah	W115-105	22-15	20-14	42-29	Doncic-29	Doncic-12	Doncic-13	Markkanen-34 18,206
Mar 26	@Sacramento	W132- 96	22-15	21-14	43-29	Doncic-28	Washington-13	Irving-8	Fox-18 17,832
Mar 29	@Sacramento	W107-103	22-15	22-14	44-29	Irving-30	Doncic-9 Lively-9	Doncic-12	Fox-23 17,832
Mar 31	@Houston	W125-107	22-15	23-14	45-29	Doncic-47	Doncic-12	Doncic-7 Irving-7	Smith Jr.-28 18,055
Apr 2	@Golden State	L100-104	22-15	23-15	45-30	Doncic-30	Doncic-12	Doncic-11	Wiggins-23 18,064
Apr 4	ATLANTA	W109- 95	23-15	23-15	46-30	Irving-26	Doncic-12	Doncic-8	Bogdanovic-17 20,211
Apr 5	GOLDEN STATE	W108-106	24-15	23-15	47-30	Washington-32	Gafford-15	Exum-7 Irving-7	Curry-28 20,425
Apr 7	HOUSTON	W147-136(OT)	25-15	23-15	48-30	Irving-48	Washington-13	Doncic-12	Brooks-29 20,317
Apr 9	@Charlotte	W130-104	25-15	24-15	49-30	Doncic-39	Doncic-12	Doncic-10	Bridges-22 17,425
Apr 10	@Miami	W111- 92	25-15	25-15	50-30	Doncic-29	Doncic-9	Doncic-9	Herro-21 19,660
Apr 12	DETROIT	L 89-107	25-16	25-15	50-31	Hardy-25	Powell-10	Powell-4	Sasser-24 20,274
Apr 14	@Oklahoma Cit	L 86-135	25-16	25-16	50-32	Williams-22	Powell-8 Prosper-8	Green-3 Hardaway Jr.-3 Hardy-3 Morris-3 Williams-3	Gilgeous-Alexander18,203

DATE	OPPONENT	OVERALL REC	W/L	MAVERICKS										OPPONENTS							POINT DIFF.	
				1ST	2ND	1ST HALF	3RD	4TH	2ND HALF	1ST OT	BIGGEST LEAD	TOTAL	1ST	2ND	1ST HALF	3RD	4TH	2ND HALF	1ST OT	BIGGEST LEAD		TOTAL
10/25	at San Antonio	1-0	W	36	28	64	32	30	62	--	7	126	43	25	68	23	28	51	--	12	119	7
10/27	Brooklyn	2-0	W	26	31	57	31	37	68	--	5	125	25	34	59	30	31	61	--	7	120	5
10/30	at Memphis	3-0	W	30	37	67	30	28	58	--	17	125	36	25	61	25	24	49	--	8	110	15
11/1	Chicago	4-0	W	26	23	49	32	33	65	--	10	114	23	27	50	33	22	55	--	6	105	9
11/3	at Denver	4-1	L	24	31	55	32	27	59	--	4	114	40	30	70	32	23	55	--	20	125	-11
11/5	Charlotte	5-1	W	26	24	50	33	41	74	--	7	124	31	31	62	22	34	56	--	15	118	6
11/6	at Orlando	6-1	W	27	26	53	33	31	64	--	15	117	33	33	66	17	19	36	--	15	102	15
11/8	Toronto	6-2	L	33	25	58	30	28	58	--	9	116	27	35	62	37	28	65	--	15	127	-11
11/10	LA Clippers	7-2	W	30	47	77	38	29	67	--	32	144	33	18	51	38	37	75	--	12	126	18
11/12	at New Orleans	8-2	W	34	33	67	42	27	69	--	29	136	27	27	54	31	39	70	--	3	124	12
11/14	at New Orleans	8-3	L	26	28	54	31	25	56	--	5	110	33	37	70	44	17	61	--	33	131	-21
11/15	at Washington	9-3	W	41	30	71	33	26	59	--	27	130	26	25	51	32	34	66	--	2	117	13
11/18	at Milwaukee	9-4	L	34	24	58	40	27	67	--	12	125	33	27	60	29	43	72	--	11	132	-7
11/19	Sacramento	9-5	L	36	29	65	31	17	48	--	2	113	35	35	70	37	22	59	--	21	129	-16
11/22	at LA Lakers	10-5	W	29	33	62	29	13	42	--	20	104	25	21	46	25	30	55	--	3	101	3
11/25	at LA Clippers	10-6	L	18	27	45	17	26	43	--	2	88	29	27	56	23	28	51	--	24	107	-19
11/28	Houston	11-6	W	29	25	54	30	37	67	--	14	121	22	28	50	38	27	65	--	9	115	6
12/1	Memphis	11-7	L	20	24	44	28	22	50	--	3	94	28	31	59	20	29	49	--	21	108	-14
12/2	Oklahoma City	11-8	L	27	29	56	28	36	64	--	6	120	33	39	72	35	19	54	--	24	126	-6
12/6	Utah	12-8	W	40	34	74	35	38	73	--	52	147	29	22	51	23	23	46	--	0	97	50
12/8	at Portland	13-8	W	37	34	71	26	28	54	--	19	125	22	38	60	30	22	52	--	0	112	13
12/11	at Memphis	14-8	W	29	38	67	29	24	53	--	21	120	24	27	51	28	34	62	--	5	113	7
12/12	LA Lakers	15-8	W	34	37	71	22	34	56	--	15	127	26	35	61	34	30	64	--	4	125	2
12/14	Minnesota	15-9	L	30	30	60	22	19	41	--	15	101	26	33	59	28	32	60	--	22	119	-18
12/16	at Portland	16-9	W	36	38	74	36	21	57	--	18	131	39	24	63	36	21	57	--	8	120	11
12/18	at Denver	16-10	L	20	39	59	21	24	45	--	0	104	28	40	68	30	32	62	--	36	130	-26
12/20	LA Clippers	16-11	L	22	34	56	27	28	55	--	3	111	35	32	67	18	35	53	--	22	120	-9
12/22	at Houston	16-12	L	17	22	39	21	36	57	--	1	96	23	33	56	33	33	66	--	38	122	-26
12/23	San Antonio	17-12	W	40	32	72	45	27	72	--	41	144	29	37	66	20	33	53	--	5	119	25
12/25	at Phoenix	18-12	W	36	28	64	27	37	64	--	15	128	24	30	54	38	22	60	--	6	114	14
12/27	Cleveland	18-13	L	39	30	69	21	20	41	--	20	110	27	27	54	28	31	59	--	6	113	-3
12/28	at Minnesota	18-14	L	26	30	56	35	19	54	--	3	110	37	24	61	37	20	57	--	18	118	-8
12/30	at Golden State	19-14	W	34	29	63	38	31	69	--	16	132	26	28	54	35	33	68	--	4	122	10
1/1	at Utah	19-15	L	26	29	55	24	11	35	--	3	90	37	25	62	31	34	65	--	39	127	-37
1/3	Portland	20-15	W	35	43	78	24	24	48	--	38	126	25	22	47	27	23	50	--	0	97	29
1/5	Portland	21-15	W	38	24	62	40	37	77	--	39	139	26	27	53	16	34	50	--	5	103	36
1/7	Minnesota	22-15	W	30	30	60	31	24	55	--	9	115	29	27	56	26	26	52	--	6	108	7
1/9	Memphis	22-16	L	22	31	53	30	20	50	--	7	103	29	39	68	35	17	52	--	22	120	-17
1/11	New York	23-16	W	44	30	74	27	27	54	--	21	128	26	29	55	31	38	69	--	0	124	4
1/13	New Orleans	23-17	L	20	34	54	27	27	54	--	5	108	29	20	49	39	30	69	--	12	118	-10
1/15	New Orleans	24-17	W	33	26	59	33	33	66	--	16	125	17	42	59	40	21	61	--	10	120	5
1/17	at LA Lakers	24-18	L	26	27	53	27	30	57	--	7	110	32	23	55	42	30	72	--	24	127	-17
1/22	Boston	24-19	L	26	33	59	24	27	51	--	7	110	24	41	65	29	25	54	--	16	119	-9
1/24	Phoenix	24-20	L	34	24	58	20	31	51	--	16	109	25	32	57	43	32	75	--	29	132	-23
1/26	at Atlanta	25-20	W	27	39	66	42	40	82	--	11	148	31	35	66	36	41	77	--	6	143	5
1/27	Sacramento	25-21	L	25	24	49	26	40	66	--	8	115	29	34	63	31	26	57	--	23	120	-5
1/29	Orlando	26-21	W	26	35	61	35	35	70	--	7	131	35	42	77	12	40	52	--	16	129	2
1/31	at Minnesota	26-22	L	21	27	48	22	17	39	--	4	87	24	28	52	31	38	69	--	36	121	-34
2/3	Milwaukee	26-23	L	44	21	65	27	25	52	--	25	117	20	40	60	33	36	69	--	15	129	-12
2/5	at Philadelphia	27-23	W	26	27	53	24	41	65	--	22	118	33	24	57	17	28	45	--	11	102	16
2/6	at Brooklyn	28-23	W	31	34	65	30	24	54	--	23	119	24	23	47	30	30	60	--	3	107	12
2/8	at New York	29-23	W	28	31	59	28	35	63	--	20	122	22	26	48	23	37	60	--	0	108	14
2/10	Oklahoma City	30-23	W	47	24	71	39	36	75	--	41	146	30	32	62	27	22	49	--	0	111	35
2/12	Washington	31-23	W	26	25	51	27	34	61	--	8	112	22	36	58	30	16	46	--	11	104	8
2/14	San Antonio	32-23	W	25	31	56	32	28	60	--	29	116	32	19	51	14	28	42	--	15	93	23
2/22	Phoenix	33-23	W	32	28	60	36	27	63	--	15	123	33	30	63	28	22	50	--	11	113	10
2/25	at Indiana	33-24	L	32	28	60	31	20	51	--	6	111	32	35	67	33	33	66	--	22	133	-22
2/27	at Cleveland	33-25	L	24	32	56	26	37	63	--	10	119	23	37	60	23	38	61	--	15	121	-2
2/28	at Toronto	34-25	W	36	30	66	40	30	70	--	15	136	34	33	67	25	33	58	--	7	125	11
3/1	at Boston	34-26	L	32	27	59	31	20	51	--	3	110	38	28	66	36	36	72	--	28	138	-28
3/3	Philadelphia	34-27	L	22	29	51	25	40	65	--	11	116	32	24	56	34	30	64	--	18	120	-4
3/5	Indiana	34-28	L	32	38	70	18	32	50	--	6	120	35	39	74	32	31	63	--	20	137	-17
3/7	Miami	35-28	W	28	26	54	37	23	60	--	11	114	36	22	58	25	25	50	--	15	108	6
3/9	at Detroit	36-28	W	35	34	69	35	38	73	--	25	142	33	32	65	23	36	59	--	2	124	18
3/11	at Chicago	37-28	W	44	18	62	36	29	65	--	37	127	16	26	42	22	28	50	--	0	92	35
3/13	Golden State	38-28	W	27	21	48	28	33	61	--	18	109	27	15	42	28	29	57	--	4	99	10
3/14	at Oklahoma City	38-29	L	27	36	63	24	32	56	--	3	119	33	32	65	30	31	61	--	11	126	-7
3/17	Denver	39-29	W	30	28	58	26	23	49	--	13	107	34	27	61	18	26	44	--	8	105	2
3/19	at San Antonio	40-29	W	38	27	65	26	22	48	--	13	113	30	26	56	28	23	51	--	4	107	6
3/21	Utah	41-29	W	26	27	53	30	30	60	--	19	113	27	15	42	31	24	55	--	7	97	16
3/25	at Utah	42-29	W	37	24	61	27	27	54	--	13	115	41	25	66	22	17	39	--	8	105	10
3/26	at Sacramento	43-29	W	31	27	58	38	36	74	--	39	132	28	25	53	23	20	43	--	5	96	36
3/29	at Sacramento	44-29	W	26	25	51	22	34	56</													

Table with columns: DATE, OPPONENT, W/L, BENCH PTS, AVG, INTHE PAINT, AVG, SECOND CHANCE, AVG, FAST BREAK, AVG, POINTS OFFTO, AVG, BENCH PTS, AVG, INTHE PAINT, AVG, SECOND CHANCE, AVG, FAST BREAK, AVG, POINTS OFFTO, AVG. Rows include game logs for 2023-24 season, ending with a 2023-24 TOTALS row.



2023-24 REGULAR SEASON GAME-BY-GAME STATS

DATE	GAME	W/L	FG	FGA	PCT	3FG	3FGA	PCT	FT	FTA	PCT	OR	DR	REB	AST	PF	ST	TO	BS	PTS
10/25	Mavericks	W	47	99	0.475	15	47	0.319	17	23	0.739	13	35	48	24	20	6	12	3	126
18,947	at Spurs		46	89	0.517	11	35	0.314	16	22	0.727	9	36	45	33	23	8	19	5	119
10/27	Mavericks	W	44	91	0.484	15	36	0.417	22	28	0.786	8	32	40	20	15	5	9	2	125
20,238	vs. Nets		45	92	0.489	21	43	0.488	9	10	0.900	10	37	47	30	28	5	16	4	120
10/30	Mavericks	W	42	84	0.500	23	47	0.489	18	24	0.750	6	42	48	24	17	4	15	7	125
15,031	at Grizzlies		42	92	0.457	14	37	0.378	12	20	0.600	10	34	44	22	22	9	12	4	110
11/1	Mavericks	W	37	81	0.457	20	48	0.417	20	28	0.714	13	32	45	23	11	7	15	2	114
20,103	vs. Bulls		42	89	0.472	11	33	0.333	10	11	0.909	12	31	43	19	23	10	13	3	105
11/3	Mavericks	L	41	86	0.477	17	42	0.405	15	17	0.882	10	24	34	27	19	12	15	6	114
19,729	at Nuggets		49	93	0.527	13	30	0.433	14	19	0.737	19	32	51	33	17	11	20	6	125
11/5	Mavericks	W	43	91	0.473	14	42	0.333	24	32	0.750	9	38	47	31	19	3	11	6	124
20,052	vs. Hornets		49	99	0.495	8	30	0.267	12	21	0.571	10	33	43	30	25	5	9	2	118
11/6	Mavericks	W	41	82	0.500	15	40	0.375	20	28	0.714	5	26	31	21	20	9	15	6	117
19,409	at Magic		40	85	0.471	8	27	0.296	14	18	0.778	6	32	38	27	24	6	21	4	102
11/8	Mavericks	L	40	84	0.476	17	41	0.415	19	31	0.613	6	32	38	25	21	4	16	6	116
20,063	vs. Raptors		49	99	0.495	11	36	0.306	18	27	0.667	15	35	50	27	25	10	12	4	127
11/10	Mavericks	W	51	98	0.520	19	42	0.452	23	26	0.885	15	26	41	30	23	7	9	1	144
20,377	vs. Clippers		43	88	0.489	8	27	0.296	32	36	0.889	19	28	47	21	27	7	14	2	126
11/12	Mavericks	W	50	102	0.490	20	53	0.377	16	21	0.762	8	34	42	29	19	7	6	6	136
16,302	at Pelicans		47	92	0.511	17	36	0.472	13	22	0.591	13	41	54	31	20	2	18	3	124
11/14	Mavericks	L	38	90	0.422	14	42	0.333	20	26	0.769	16	29	45	25	16	4	20	3	110
16,354	at Pelicans		49	94	0.521	14	38	0.368	19	26	0.731	12	30	42	33	20	17	13	6	131
11/15	Mavericks	W	48	92	0.522	17	42	0.405	17	29	0.586	9	37	46	32	16	6	10	4	130
16,632	at Wizards		43	89	0.483	12	36	0.333	19	23	0.826	8	38	46	23	22	6	12	1	117
11/18	Mavericks	L	51	103	0.495	16	47	0.340	7	10	0.700	11	38	49	27	16	1	12	2	125
18,128	at Bucks		49	94	0.521	17	45	0.378	17	20	0.850	5	36	41	29	16	8	7	3	132
11/19	Mavericks	L	41	88	0.466	12	34	0.353	19	26	0.731	11	29	40	23	15	8	10	2	113
20,211	vs. Kings		48	90	0.533	17	40	0.425	16	21	0.762	14	34	48	34	20	9	13	3	129
11/22	Mavericks	W	38	96	0.396	16	50	0.320	12	16	0.750	11	37	48	21	18	5	4	4	104
18,997	at Lakers		39	84	0.464	11	29	0.379	12	19	0.632	9	42	51	26	17	1	13	2	101
11/25	Mavericks	L	34	91	0.374	9	38	0.237	11	14	0.786	10	27	37	17	24	6	9	5	88
19,370	at Clippers		38	88	0.432	8	29	0.276	23	31	0.742	17	40	57	25	16	2	13	6	107
11/28	Mavericks	W	42	89	0.472	12	34	0.353	25	29	0.862	9	29	38	25	25	5	7	4	121
20,103	vs. Rockets		42	85	0.494	8	29	0.276	23	29	0.793	10	30	40	33	27	2	12	6	115
12/1	Mavericks	L	34	92	0.370	12	39	0.308	14	21	0.667	13	29	42	27	13	9	12	5	94
20,150	vs. Grizzlies		44	90	0.489	11	34	0.324	9	11	0.818	13	39	52	27	23	8	15	12	108
12/2	Mavericks	L	39	87	0.448	19	52	0.365	23	35	0.657	15	32	47	26	21	5	16	12	120
20,277	vs. Thunder		44	100	0.440	20	44	0.455	18	22	0.818	16	34	50	24	24	8	13	5	126
12/6	Mavericks	W	56	101	0.554	22	49	0.449	13	19	0.684	11	36	47	37	14	11	8	5	147
19,877	vs. Jazz		35	87	0.402	12	33	0.364	15	18	0.833	11	32	43	22	20	6	19	3	97
12/8	Mavericks	W	47	91	0.516	12	39	0.308	19	22	0.864	9	33	42	26	23	8	15	5	125
18,762	at Trail Blazers		39	105	0.371	18	53	0.340	16	18	0.889	18	30	48	20	24	9	15	1	112
12/11	Mavericks	W	43	86	0.500	17	40	0.425	17	19	0.895	10	33	43	27	17	8	17	9	120
16,379	at Grizzlies		41	89	0.461	18	44	0.409	13	16	0.813	10	28	38	26	19	9	18	5	113
12/12	Mavericks	W	44	89	0.494	21	43	0.488	18	21	0.857	12	24	36	28	17	7	10	5	127
20,377	vs. Lakers		49	91	0.538	15	29	0.517	12	18	0.667	10	30	40	34	20	4	15	4	125
12/14	Mavericks	L	39	83	0.470	7	32	0.219	16	18	0.889	4	30	34	21	19	6	16	2	101
20,177	vs. Timberwolves		44	88	0.500	14	31	0.452	17	25	0.680	12	33	45	30	19	9	17	4	119
12/16	Mavericks	W	48	97	0.495	16	47	0.340	19	21	0.905	11	36	47	27	17	7	13	2	131
18,439	at Trail Blazers		47	94	0.500	7	32	0.219	19	22	0.864	10	34	44	17	21	8	11	2	120
12/18	Mavericks	L	41	92	0.446	13	38	0.342	9	19	0.474	15	28	43	19	20	2	11	0	104
19,659	at Nuggets		49	87	0.563	14	26	0.538	18	22	0.818	9	37	46	29	19	7	9	4	130
12/20	Mavericks	L	39	91	0.429	14	43	0.326	19	27	0.704	13	23	36	23	19	8	8	3	111
20,310	vs. Clippers		43	77	0.558	11	31	0.355	23	25	0.920	7	37	44	27	22	6	14	4	120
12/22	Mavericks	L	35	101	0.347	7	40	0.175	19	26	0.731	14	33	47	18	17	10	12	1	96
18,055	at Rockets		46	95	0.484	11	38	0.289	19	23	0.826	12	51	63	21	22	7	17	3	122
12/23	Mavericks	W	52	100	0.520	23	45	0.511	17	21	0.810	11	41	52	26	18	7	13	6	144
20,409	vs. Spurs		44	98	0.449	14	45	0.311	17	24	0.708	8	34	42	32	16	9	10	3	119
12/25	Mavericks	W	45	84	0.536	16	44	0.364	22	30	0.733	8	30	38	28	20	7	11	6	128
17,071	at Suns		40	90	0.444	14	41	0.341	20	25	0.800	14	33	47	28	21	5	16	2	114
12/27	Mavericks	L	39	88	0.443	10	37	0.270	22	26	0.846	7	30	37	21	21	12	10	7	110
20,377	vs. Cavaliers		40	92	0.435	17	43	0.395	16	23	0.696	18	39	57	33	21	7	16	4	113
12/28	Mavericks	L	40	90	0.444	14	33	0.424	16	19	0.842	13	26	39	29	27	9	18	3	110
18,024	at Timberwolves		38	74	0.514	17	33	0.515	25	34	0.735	6	32	38	23	21	9	22	10	118
12/30	Mavericks	W	49	88	0.557	16	40	0.400	18	22	0.818	6	37	43	25	14	5	9	2	132
18,064	at Warriors		47	103	0.456	19	48	0.396												

DATE	GAME	W/L	FG	FGA	PCT	3FG	3FGA	PCT	FT	FTA	PCT	OR	DR	REB	AST	PF	ST	TO	BS	PTS
1/26	Mavericks	W	51	85	0.600	19	35	0.543	27	32	0.844	6	31	37	28	25	3	13	5	148
16,149	at Hawks		51	97	0.526	15	34	0.441	26	30	0.867	12	24	36	32	24	7	7	2	143
1/27	Mavericks	L	43	98	0.439	16	46	0.348	13	18	0.722	13	30	43	35	24	7	10	2	115
20,373	vs. Kings		43	80	0.538	11	30	0.367	23	30	0.767	6	33	39	27	20	4	14	10	120
1/29	Mavericks	W	43	69	0.623	13	27	0.481	32	43	0.744	3	32	35	27	24	6	15	2	131
20,020	vs. Magic		45	88	0.511	18	38	0.474	21	28	0.750	12	23	35	27	33	7	12	1	129
1/31	Mavericks	L	31	76	0.408	6	29	0.207	19	26	0.731	9	22	31	18	24	4	17	4	87
18,024	at Timberwolves		45	80	0.563	13	30	0.433	18	30	0.600	9	36	45	31	24	6	10	4	121
2/3	Mavericks	L	40	81	0.494	16	39	0.410	21	23	0.913	8	34	42	22	19	9	21	1	117
20,377	vs. Bucks		50	88	0.568	12	30	0.400	17	25	0.680	5	31	36	34	21	13	12	2	129
2/5	Mavericks	W	42	87	0.483	17	43	0.395	17	23	0.739	8	36	44	28	16	6	10	4	118
19,764	at 76ers		40	93	0.430	8	29	0.276	14	20	0.700	16	35	51	20	21	8	12	5	102
2/6	Mavericks	W	46	91	0.505	19	43	0.442	8	13	0.615	6	39	45	25	12	7	11	3	119
17,732	at Nets		41	91	0.451	12	33	0.364	13	15	0.867	8	35	43	33	13	6	10	5	107
2/8	Mavericks	W	43	82	0.524	18	42	0.429	18	23	0.783	6	34	40	30	13	7	9	6	122
19,812	at Knicks		42	94	0.447	14	37	0.378	10	11	0.909	14	32	46	27	19	5	14	2	108
2/10	Mavericks	W	53	91	0.582	15	38	0.395	25	33	0.758	11	43	54	30	23	8	12	3	146
20,277	vs. Thunder		38	98	0.388	17	47	0.362	18	21	0.857	12	28	40	23	23	5	10	4	111
2/12	Mavericks	W	43	96	0.448	9	36	0.250	17	26	0.654	12	44	56	27	18	7	16	12	112
19,921	vs. Wizards		44	106	0.415	7	32	0.219	9	15	0.600	12	40	52	27	25	9	16	7	104
2/14	Mavericks	W	49	92	0.533	11	30	0.367	7	10	0.700	8	47	55	28	14	6	16	10	116
20,311	vs. Spurs		36	100	0.360	10	40	0.250	11	15	0.733	13	31	44	29	9	8	12	7	93
2/22	Mavericks	W	43	90	0.478	19	44	0.432	18	21	0.857	10	29	39	24	21	10	10	5	123
20,377	vs. Suns		40	83	0.482	15	36	0.417	18	24	0.750	11	30	41	20	21	7	16	4	113
2/25	Mavericks	L	41	87	0.471	14	31	0.452	15	21	0.714	8	30	38	15	13	9	16	4	111
17,274	at Pacers		52	93	0.559	14	36	0.389	15	17	0.882	6	40	46	38	16	12	15	0	133
2/27	Mavericks	L	48	91	0.527	14	33	0.424	9	15	0.600	5	31	36	23	12	11	5	6	119
19,432	at Cavaliers		44	83	0.530	20	40	0.500	13	18	0.722	9	38	47	35	12	2	16	4	121
2/28	Mavericks	W	52	96	0.542	15	43	0.349	17	21	0.810	11	39	50	32	20	7	16	10	136
19,800	at Raptors		46	98	0.469	13	35	0.371	20	30	0.667	12	32	44	34	21	11	12	3	125
3/1	Mavericks	L	44	94	0.468	9	34	0.265	13	18	0.722	10	32	42	20	12	4	8	4	110
19,156	at Celtics		52	94	0.553	21	43	0.488	13	13	1.000	9	38	47	33	15	4	9	8	138
3/3	Mavericks	L	40	86	0.465	16	41	0.390	20	23	0.870	12	33	45	20	18	6	17	2	116
20,277	vs. 76ers		40	88	0.455	11	37	0.297	29	31	0.935	13	29	42	26	19	10	9	5	120
3/5	Mavericks	L	45	93	0.484	13	39	0.333	17	21	0.810	9	32	41	23	23	5	9	6	120
20,200	vs. Pacers		50	93	0.538	18	39	0.462	19	24	0.792	9	34	43	34	21	3	9	2	137
3/7	Mavericks	W	40	87	0.460	16	41	0.390	18	23	0.783	10	35	45	27	16	5	10	6	114
20,221	vs. Heat		40	82	0.488	17	38	0.447	11	17	0.647	2	35	37	30	20	7	12	2	108
3/9	Mavericks	W	51	92	0.554	14	38	0.368	26	32	0.813	4	32	36	29	18	13	14	8	142
20,062	at Pistons		45	99	0.455	13	37	0.351	21	25	0.840	20	36	56	27	26	8	20	4	124
3/11	Mavericks	W	51	93	0.548	13	41	0.317	12	15	0.800	10	39	49	33	17	10	6	6	127
21,363	at Bulls		35	89	0.393	7	34	0.206	15	22	0.682	14	29	43	19	12	6	13	2	92
3/13	Mavericks	W	44	82	0.537	6	27	0.222	15	19	0.789	9	33	42	30	16	6	17	13	109
20,411	vs. Warriors		37	92	0.402	9	28	0.321	16	19	0.842	15	27	42	19	20	9	17	3	99
3/14	Mavericks	L	43	84	0.512	12	29	0.414	21	26	0.808	10	30	40	25	20	6	19	2	119
18,203	at Thunder		45	86	0.523	16	39	0.410	20	23	0.870	8	26	34	28	24	10	13	7	126
3/17	Mavericks	W	42	100	0.420	9	35	0.257	14	21	0.667	22	38	60	22	21	5	12	5	107
20,377	vs. Nuggets		37	84	0.440	12	28	0.429	19	22	0.864	6	31	37	26	16	7	8	6	105
3/19	Mavericks	W	44	91	0.484	10	30	0.333	15	17	0.882	3	37	40	31	18	6	9	3	113
18,354	at Spurs		39	89	0.438	14	39	0.359	15	21	0.714	9	39	48	31	14	6	16	10	107
3/21	Mavericks	W	43	86	0.500	10	32	0.313	17	28	0.607	11	32	43	33	20	12	13	3	113
20,277	vs. Jazz		38	83	0.458	4	30	0.133	17	19	0.895	5	33	38	29	23	6	18	3	97
3/25	Mavericks	W	44	92	0.478	12	42	0.286	15	18	0.833	10	37	47	31	17	9	6	7	115
18,206	at Jazz		37	87	0.425	13	39	0.333	18	22	0.818	11	35	46	28	15	6	13	3	105
3/26	Mavericks	W	51	92	0.554	22	39	0.564	8	13	0.615	5	44	49	34	18	10	9	4	132
17,832	at Kings		35	90	0.389	11	30	0.367	15	19	0.789	11	31	42	27	15	6	14	5	96
3/29	Mavericks	W	35	74	0.473	15	35	0.429	22	33	0.667	6	36	42	24	12	4	10	6	107
17,832	at Kings		40	92	0.435	15	32	0.469	8	12	0.667	10	35	45	24	22	9	11	1	103
3/31	Mavericks	W	48	93	0.516	24	47	0.511	5	9	0.556	10	37	47	24	17	7	14	8	125
18,055	at Rockets		39	92	0.424	13	38	0.342	16	19	0.842	12	31	43	22	14	9	12	3	107
4/2	Mavericks	L	39	89	0.438	15	40	0.375	7	11	0.636	8	34	42	27	14	8	15	7	100
18,064	at Warriors		41	90	0.456	15	32	0.469	7	7	1.000	11	41	52	29	18	9	17	4	104
4/4	Mavericks	W	38	94	0.404	18	49	0.367	15	17	0.882	11	42	53	20	17	7	14	7	109
20,211	vs. Hawks		34	85	0.400	13	38	0.342	14	21	0.667	11	45	56	21	22	7	21	2	95
4/5	Mavericks	W	40	84	0.476	12	34	0.353	16	21	0.762	8	33	41	30	17	9	18	9	108
20,425	vs. Warriors		41	93	0.441	12	35	0.343	12	18	0.667	11	33	44	27	19	12	15	5	106

MAVERICKS RECORD WHEN...	OVERALL	HOME	ROAD
Outrebounding opponent	22-8	11-5	11-3
Outrebounded by opponent	27-23	14-10	13-13
Tied in Rebounding	1-1	0-1	1-0
Shooting better than opponent	37-3	16-3	21-0
Shooting worse than opponent	13-29	9-13	4-16
Shooting same than opponent	0-0	0-0	0-0
More FTM than opponent	28-13	15-8	13-5
Less FTM than opponent	16-15	7-8	9-7
Same FTM than opponent	6-4	3-0	3-4
More 3FGM than opponent	35-10	16-8	19-2
Less 3FGM than opponent	12-18	7-7	5-11
Same 3FGM than opponent	3-4	2-1	1-3
More assists than opponent	26-3	12-2	14-1
Less assists than opponent	18-28	10-13	8-15
Same assists than opponent	6-1	3-1	3-0
More turnovers than opponent	17-16	11-8	6-8
Less turnovers than opponent	28-14	13-7	15-7
Same turnovers than opponent	5-2	1-1	4-1
Bench outscores opponent bench	29-12	12-6	17-6
Opponent bench outscores DAL	20-20	12-10	8-10
Bench scoring equal	1-0	1-0	0-0
Scoring less than 80 points	0-0	0-0	0-0
Scoring between 80-89 points	0-4	0-1	0-3
Scoring between 90-99 points	0-3	0-1	0-2
Scoring between 100-109	6-6	4-4	2-2
Scoring 110 or more points	44-19	21-10	23-9
Opponent scores less than 80	0-0	0-0	0-0
Opponent scores between 80-89	0-0	0-0	0-0
Opponent scores between 90-99	9-0	6-0	3-0
Opponent scores between 100-109	17-4	7-2	10-2
Opponent scores 110 or more	24-28	12-14	12-14

NUMBER OF TIMES RECORDING	POINTS		REB	AST	BLK	STL	DD	TD
	10+	20+	30+	10+	10+	3+		
Greg Brown III	--	--	--	--	1	--	--	--
Seth Curry	6	--	--	--	--	1	--	--
Dexter Dennis	1	--	--	--	--	--	--	--
Luka Dončić	70	65	50	33	37	1	9	49
Danté Exum	17	3	--	--	--	1	--	--
Alex Fudge	1	--	--	--	--	--	1	--
Daniel Gafford	18	3	--	6	--	9	--	6
Josh Green	22	3	--	--	--	--	3	--
Tim Hardaway Jr.	55	17	6	--	--	--	2	--
Jaden Hardy	18	2	--	--	--	--	1	--
Richaun Holmes	2	--	--	2	--	--	--	1
Kyrie Irving	58	46	13	--	5	1	7	5
Derrick Jones Jr.	28	6	--	2	--	5	4	2
Maxi Kleber	4	1	--	1	--	2	1	1
AJ Lawson	4	--	--	--	--	--	1	--
Dereck Lively II	22	4	--	13	--	6	1	8
Markieff Morris	1	--	--	--	--	--	--	--
Dwight Powell	4	--	--	3	--	1	2	1
Olivier-Maxence Prosper	4	1	--	--	--	--	--	--
P.J. Washington Jr.	17	4	1	3	--	2	3	2
Brandon Williams	1	1	--	--	--	--	--	--
Grant Williams	16	2	--	--	1	2	--	--

NUMBER OF TIMES LEADING TEAM IN . . . (INCLUDES TIES)	PTS	REB	AST	BLK	STL	MIN
	Greg Brown III	--	--	--	3	--
Seth Curry	--	--	1	1	3	--
Dexter Dennis	--	--	1	2	--	--
Luka Dončić	55	42	63	13	27	53
Danté Exum	--	1	5	3	3	1
Alex Fudge	--	--	--	--	1	--
Daniel Gafford	--	5	--	15	5	--
Josh Green	1	1	2	3	13	2
Tim Hardaway Jr.	3	1	1	2	8	2
Jaden Hardy	1	1	4	3	3	1
Richaun Holmes	--	2	1	4	--	--
Kyrie Irving	19	7	14	6	23	19
Derrick Jones Jr.	1	2	--	19	13	--
Maxi Kleber	--	1	--	12	3	--
AJ Lawson	--	--	--	1	1	--
Dereck Lively II	--	17	--	31	9	--
Markieff Morris	--	--	1	2	1	--
Dwight Powell	--	7	4	14	4	--
Olivier-Maxence Prosper	1	1	--	1	1	3
P.J. Washington Jr.	1	4	--	4	7	--
Brandon Williams	1	--	1	--	--	--
Grant Williams	2	2	1	17	3	1

STARTING LINEUPS

LAST USED	GAME	FORWARD	FORWARD	CENTER	GUARD	GUARD	RECORD
10/25/23	at Spurs	D. Jones Jr.	G. Williams	M. Kleber	L. Dončić	K. Irving	1-0
11/08/23	vs. Raptors	D. Jones Jr.	G. Williams	D. Powell	K. Irving	L. Dončić	0-1
11/22/23	at Lakers	D. Jones Jr.	G. Williams	D. Lively II	K. Irving	L. Dončić	6-4
11/25/23	at Clippers	D. Jones Jr.	G. Williams	R. Holmes	K. Irving	L. Dončić	0-1
11/28/23	vs. Rockets	J. Green	G. Williams	D. Lively II	K. Irving	L. Dončić	1-0
12/01/23	vs. Grizzlies	D. Jones Jr.	G. Williams	D. Lively II	J. Green	K. Irving	0-1
12/02/23	vs. Thunder	D. Jones Jr.	G. Williams	D. Lively II	S. Curry	L. Dončić	0-1
12/11/23	at Grizzlies	D. Jones Jr.	D. Exum	D. Lively II	S. Curry	L. Dončić	1-0
12/12/23	vs. Lakers	D. Exum	G. Williams	D. Lively II	S. Curry	L. Dončić	1-0
12/16/23	at Trail Blazers	D. Jones Jr.	G. Williams	D. Lively II	D. Exum	L. Dončić	1-1
12/20/23	vs. Clippers	D. Jones Jr.	G. Williams	D. Powell	D. Exum	L. Dončić	0-2
12/22/23	at Rockets	D. Jones Jr.	G. Williams	M. Morris	J. Hardy	T. Hardaway Jr.	0-1
12/23/23	vs. Spurs	T. Hardaway Jr.	D. Jones Jr.	G. Williams	D. Exum	L. Dončić	1-0
12/27/23	vs. Cavaliers	T. Hardaway Jr.	D. Jones Jr.	D. Lively II	D. Exum	L. Dončić	1-1
12/28/23	at Timberwolves	D. Jones Jr.	G. Williams	D. Lively II	J. Hardy	D. Exum	0-1
12/30/23	at Warriors	D. Exum	D. Jones Jr.	D. Lively II	J. Hardy	L. Dončić	1-0
01/01/24	at Jazz	D. Exum	D. Jones Jr.	D. Lively II	K. Irving	L. Dončić	2-1
01/05/24	vs. Trail Blazers	J. Green	D. Jones Jr.	D. Powell	J. Hardy	K. Irving	1-0
01/09/24	vs. Grizzlies	J. Green	D. Jones Jr.	D. Powell	K. Irving	L. Dončić	1-1
01/13/24	vs. Pelicans	J. Green	D. Jones Jr.	D. Powell	T. Hardaway Jr.	K. Irving	1-1
01/15/24	vs. Pelicans	J. Green	M. Kleber	D. Lively II	T. Hardaway Jr.	K. Irving	1-0
01/17/24	at Lakers	T. Hardaway Jr.	D. Jones Jr.	D. Lively II	L. Dončić	K. Irving	0-1
01/22/24	vs. Celtics	J. Green	D. Jones Jr.	D. Lively II	K. Irving	L. Dončić	1-1
01/26/24	at Hawks	D. Jones Jr.	G. Williams	D. Lively II	J. Green	L. Dončić	4-1
01/27/24	vs. Kings	J. Green	G. Williams	D. Lively II	J. Hardy	L. Dončić	0-1
01/29/24	vs. Magic	J. Green	J. Green	D. Lively II	L. Dončić	L. Dončić	1-0
01/31/24	at Timberwolves	J. Green	G. Williams	R. Holmes	J. Hardy	T. Hardaway Jr.	0-1
02/03/24	vs. Bucks	D. Jones Jr.	G. Williams	M. Kleber	J. Green	L. Dončić	0-1
02/10/24	vs. Thunder	J. Green	D. Jones Jr.	M. Kleber	K. Irving	L. Dončić	4-0
02/14/24	vs. Spurs	J. Green	P. Washington Jr.	D. Gafford	K. Irving	L. Dončić	2-0
03/05/24	vs. Pacers	J. Green	P. Washington Jr.	D. Lively II	K. Irving	L. Dončić	2-5
04/05/24	vs. Warriors	D. Jones Jr.	P. Washington Jr.	D. Gafford	D. Exum	K. Irving	1-1
04/10/24	at Heat	D. Jones Jr.	P. Washington Jr.	D. Gafford	K. Irving	L. Dončić	15-1
04/12/24	vs. Pistons	D. Jones Jr.	P. Washington Jr.	D. Gafford	T. Hardaway Jr.	D. Exum	0-1
04/14/24	at Thunder	J. Green	O. Prosper	D. Powell	T. Hardaway Jr.	J. Hardy	0-1



GAMES MISSED DUE TO INJURIES/SUSPENSIONS

NAME	INJURY/ILLNESS	DATES OUT	GAMES MISSED
Seth Curry	Right Hip; Soreness	11/19	1
	Illness; Non-COVID Illness	12/14	1
	Illness	12/30	1
	Left Ankle; Sprain	1/22	1
Luka Dončić	Left Calf; Strain	10/25	1
	Left Quad; Strain	12/22	1
	Left Quad; Soreness	12/28	1
	Right Ankle; Swelling	1/5	1
	Right Ankle; Sprain	1/11 through 1/15/24; 1/31	4
	Left Hamstring; Soreness	3/14	1
	Right Knee; Soreness	4/5	1
	Left Ankle; Soreness	4/12 through 4/14/24	2
Danté Exum	Left Lower Leg; Contusion	12/22	1
	Right Heel; Contusion	1/3 through 1/5/24	2
	Right Plantar Fascia; Sprain	1/7	1
	Right Plantar; Sprain	1/9 through 1/22/24	6
	Right Knee; Soreness	1/27 through 1/29/24; 2/3	3
	Right Knee; Bursitis	1/31; 2/5 through 2/27/24	10
	Right Foot; Sprain	4/14	1
Daniel Gafford	Right Elbow; Soreness	4/14	1
Josh Green	Right Elbow; Sprain	12/2 through 12/27/23	13
	Illness	1/17	1
	Right Ankle; Sprain	3/17 through 4/9/24	12
Tim Hardaway Jr.	Back; Spasms	12/1 through 12/2/23; 12/11	3
Richaun Holmes	Illness; Non-COVID Illness	12/16	1
Kyrie Irving	Left Foot; Sprain	10/30 through 11/1/23; 11/15	3
	Right Foot; Soreness	12/2	1
	Right Heel; Contusion	12/11 through 12/30/23	12
	Right Thumb; Sprain	1/24 through 2/3/24; 2/6	7
	Left Hamstring; Soreness	4/12 through 4/14/24	2
Derrick Jones Jr.	Left Quad; Contusion	12/12	1
	Right Calf; Contusion	1/15	1
	Left Wrist; Sprain	1/27 through 1/31/24	3
	Left Shoulder; Sprain	4/14	1
Maxi Kleber	Right Small Toe; Dislocation	11/3 through 11/6/23; 11/10/23 through 1/11/24; 1/26; 2/6	36
	Right Small Toe; Dislocation; Nasal Fracture	2/14; 2/28	2
	Right Knee; Soreness	3/25	1
	Back; Spasms	4/5	1
	Low Back; Spasms	4/14	1
Dereck Lively II	Illness; Non-COVID	11/8	1
	Low Back; Contusion	11/25	1
	Left Ankle; Sprain	12/18 through 12/23/23; 1/5 through 1/13/24	9
	Nose; Broken	1/31	1
	Nasal; Fracture	2/3 through 2/12/24	6
	Right Knee; Soreness	4/2	1
	Right Knee Sprain	4/4 through 4/14/24	7
Markieff Morris	Illness; Non-COVID Illness	11/3	1
	Illness	1/5	1
Dwight Powell	Left Eye; Corneal Abrasion	1/24 through 1/27/24	3
P.J. Washington Jr.	Right Ankle; Sprain	4/14	1
Brandon Williams	Left Wrist; Sprain	3/13 through 3/17/24	3
Grant Williams	Right Knee; Soreness	12/6 through 12/8/23	2
	Right Knee; Bone Bruise	12/11	1
	Right Ankle; Sprain	1/5 through 1/7/24	2
	TOTAL GAMES MISSED		183

DALLAS MAVERICKS		OPPONENTS		
Points	73	Luka Dončić at ATL 1/26/24	48	Giannis Antetokounmpo vs. MIL 2/3/24
Points in a Quarter	23	Luka Dončić (2nd) at ATL 1/26/24	23	LaMelo Ball (4th) vs. CHA 11/5/23
Points in a Half	41	Luka Dončić (1st) at ATL 1/26/24	30	Devin Booker (2nd) vs. PHX 1/24/24
Field Goals	25	Luka Dončić at ATL 1/26/24	20	Giannis Antetokounmpo vs. MIL 2/3/24
Field Goal Attempts	33	Luka Dončić at ATL 1/26/24	29	Jaren Jackson Jr. at MEM 12/11/23
Field Goal Percentage	1.000	Daniel Gafford (12-12) at CHA 4/9/24	1.000	Mark Williams (8-8) vs. CHA 11/5/23
3-PT Field Goal	9	Luka Dončić at HOU 3/31/24	8	Grayson Allen at PHX 12/25/23
	9	Tim Hardaway Jr. vs. NOP 1/15/24		
	9	Luka Dončić vs. BKN 10/27/23		
3-PT FG Attempts	17	Luka Dončić at CHA 4/9/24	17	Grayson Allen at PHX 12/25/23
3-PT FG Percentage	1.000	Derrick Jones Jr. (5-5) vs. PHI 3/3/24	1.000	Ben Sheppard (5-5) at IND 2/25/24
			1.000	Damian Lillard (5-5) vs. MIL 2/3/24
Free Throws	18	Luka Dončić vs. ORL 1/29/24	15	Jayson Tatum vs. BOS 1/22/24
Free Throw Attempts	21	Luka Dončić vs. ORL 1/29/24	19	Jayson Tatum vs. BOS 1/22/24
Free Throw Percentage	1.000	Luka Dončić (12-12) at PHX 12/25/23	1.000	Lauri Markkanen (8-8) at UTA 3/25/24
			1.000	Lauri Markkanen (8-8) vs. UTA 3/21/24
			1.000	Cade Cunningham (8-8) at DET 3/9/24
			1.000	Kawhi Leonard (8-8) vs. LAC 11/10/23
Offensive Rebounds	7	Daniel Gafford vs. WAS 2/12/24	9	Jarrett Allen vs. CLE 12/27/23
	7	Dereck Lively II vs. NOP 1/15/24		
	7	Dwight Powell at MIN 12/28/23		
	7	Dereck Lively II vs. CHI 11/1/23		
Defensive Rebounds	17	Luka Dončić at BKN 2/6/24	15	Jalen Johnson vs. ATL 4/4/24
			15	Nikola Vučević vs. CHI 11/1/23
Total Rebounds	18	Luka Dončić at BKN 2/6/24	23	Jarrett Allen vs. CLE 12/27/23
	18	Luka Dončić vs. BOS 1/22/24		
Assists	18	Luka Dončić vs. OKC 12/2/23	16	Tyus Jones vs. WAS 2/12/24
Steals	5	P.J. Washington Jr. vs. GSW 4/5/24	5	Giannis Antetokounmpo vs. MIL 2/3/24
			5	Shai Gilgeous-Alexander vs. OKC 12/2/23
			5	Herb Jones at NOP 11/14/23
Blocks	7	Daniel Gafford vs. GSW 3/13/24	6	Victor Wembanyama at SAS 3/19/24
	7	Dereck Lively II vs. OKC 12/2/23		
Minutes	46:08	Luka Dončić vs. SAC 1/27/24	45:11	Miles McBride at NYK 2/8/24
Points in Paint	26	Luka Dončić at ATL 1/26/24	32	Giannis Antetokounmpo vs. MIL 2/3/24
			32	Giannis Antetokounmpo at MIL 11/18/23
Second Chance Points	9	Luka Dončić at CHA 4/9/24	10	Anthony Davis vs. LAL 12/12/23
	9	Luka Dončić at UTA 3/25/24	10	Nikola Jokic at DEN 11/3/23
	9	Daniel Gafford at OKC 3/14/24		
	9	Kyrie Irving vs. MIN 1/7/24		
Fast Break Points	12	Luka Dončić vs. UTA 12/6/23	13	Jordan Hawkins at NOP 11/14/23

MAVERICKS HIGHS	MAVERICKS LOWS	CATEGORY	OPPONENTS HIGHS	OPPONENTS LOWS
148 at ATL 1/26/24	86 at OKC 4/14/24	Points	143 at ATL 1/26/24	92 (2) at MIA 4/10/24
47 vs. OKC 2/10/24	17 at HOU 12/22/23	Points/1st Qtr.	43 at SAS 10/25/23	16 at CHI 3/11/24
47 vs. LAC 11/10/23	18 at CHI 3/11/24	Points/2nd Qtr.	43 at OKC 4/14/24	15 (2) vs. UTA 3/21/24
78 vs. POR 1/3/24	39 at HOU 12/22/23	Points/1st Half	82 at OKC 4/14/24	42 (3) vs. UTA 3/21/24
45 vs. SAS 12/23/23	16 at OKC 4/14/24	Points/3rd Qtr.	44 at NOP 11/14/23	12 vs. ORL 1/29/24
41 (2) at PHI 2/5/24	11 at UTA 1/1/24	Points/4th Qtr.	43 at MIL 11/18/23	14 vs. ATL 4/4/24
82 at ATL 1/26/24	35 at UTA 1/1/24	Points/2nd Half	77 at ATL 1/26/24	36 at ORL 11/6/23
56 (2) vs. POR 1/5/24	31 at MIN 1/31/24	Field Goals	54 at OKC 4/14/24	33 at MIA 4/10/24
103 at MIL 11/18/23	69 vs. ORL 1/29/24	Field Goal Attempts	106 vs. WAS 2/12/24	74 at MIN 12/28/23
.623 vs. ORL 1/29/24	.330 at OKC 4/14/24	Field Goal Percentage	.600 vs. PHX 1/24/24	.360 vs. SAS 2/14/24
24 at HOU 3/31/24	6 (2) vs. GSW 3/13/24	3-PT Field Goal	21 (2) at BOS 3/1/24	4 vs. UTA 3/21/24
53 at NOP 11/12/23	27 (3) vs. GSW 3/13/24	3-PT FG Attempts	53 at POR 12/8/23	23 vs. NOP 1/15/24
.564 at SAC 3/26/24	.175 at HOU 12/22/23	3-PT FG Percentage	.538 at DEN 12/18/23	.133 vs. UTA 3/21/24
40 vs. HOU 4/7/24	5 (2) at HOU 3/31/24	Free Throws	32 vs. LAC 11/10/23	7 (2) vs. DET 4/12/24
45 vs. HOU 4/7/24	9 at HOU 3/31/24	Free Throw Attempts	41 vs. NOP 1/15/24	7 at GSW 4/2/24
.950 vs. NOP 1/13/24	.474 at DEN 12/18/23	Free Throw Percentage	1.000 (3) at MIA 4/10/24	.571 vs. CHA 11/5/23
22 vs. DEN 3/17/24	3 (2) at SAS 3/19/24	Offensive Rebounds	20 at DET 3/9/24	2 vs. MIA 3/7/24
47 vs. SAS 2/14/24	22 at MIN 1/31/24	Defensive Rebounds	51 at HOU 12/22/23	23 vs. ORL 1/29/24
60 vs. DEN 3/17/24	31 (2) at MIN 1/31/24	Total Rebounds	63 at HOU 12/22/23	32 vs. HOU 4/7/24
37 vs. UTA 12/6/23	15 at IND 2/25/24	Assists	38 (2) at OKC 4/14/24	17 at POR 12/16/23
13 at DET 3/9/24	1 at MIL 11/18/23	Steals	17 at NOP 11/14/23	1 at LAL 11/22/23
27 vs. NOP 1/15/24	9 vs. DET 4/12/24	Team Fouls	30 (2) vs. HOU 4/7/24	8 vs. SAS 2/14/24
29 vs. NOP 1/15/24	9 vs. DET 4/12/24	Personal Fouls	34 (2) vs. HOU 4/7/24	9 vs. SAS 2/14/24
21 vs. MIL 2/3/24	4 at LAL 11/22/23	Turnovers	22 (2) vs. POR 1/3/24	6 (3) vs. DET 4/12/24
13 vs. GSW 3/13/24	0 at DEN 12/18/23	Blocks	12 vs. MEM 12/1/23	0 at IND 2/25/24
68 vs. GSW 3/13/24	24 vs. CHI 11/1/23	Points in Paint	72 (3) at POR 12/16/23	30 at POR 12/8/23
28 at CHA 4/9/24	4 (2) at GSW 4/2/24	Second Chance Points	25 at LAC 11/25/23	5 vs. MIA 3/7/24
36 vs. POR 1/5/24	5 at CHA 4/9/24	Fast Break Points	46 at NOP 11/14/23	2 vs. OKC 2/10/24
52 vs. UTA 12/6/23	0 (2) at OKC 4/14/24	Biggest Lead	58 at OKC 4/14/24	0 (7) at CHI 3/11/24
65 at HOU 12/22/23	10 at PHX 12/25/23	Bench Points	85 at OKC 4/14/24	5 at NYK 2/8/24
35 at DET 3/9/24	4 (2) vs. DEN 3/17/24	Points Off Turnovers	34 at OKC 3/14/24	4 at LAL 11/22/23



BY MAVERICKS	AN INDIVIDUAL...	BY OPPONENT
39 PTS, Luka Dončić: (DAL W, 130-104) @ Charlotte, 04/09/24	Scored 30+ points	34 PTS, Lauri Markkanen: (DAL W, 115-105) @ Utah, 03/25/24
48 PTS, Kyrie Irving: (DAL W, 147-136 (OT)) vs. Houston, 04/07/24	Scored 40+ points	48 PTS, Giannis Antetokounmpo: (DAL L, 117-129) vs. Milwaukee, 02/03/24
73 PTS, Luka Dončić: (DAL W, 148-143) @ Atlanta, 01/26/24	Scored 50+ points	57 PTS, Stephen Curry: (DAL W, 134-132) vs. Golden State, 02/06/21
15 REB, Daniel Gafford: (DAL W, 108-106) vs. Golden State, 04/05/24	Had 15+ Rebounds	16 REB, Jalen Johnson: (DAL W, 109-95) vs. Atlanta, 04/04/24
21 REB, Luka Dončić: (DAL W, 126-121 (OT)) vs. New York, 12/27/22	Had 20+ Rebounds	23 REB, Jarrett Allen: (DAL L, 110-113) vs. Cleveland, 12/27/23
25 REB, Tyson Chandler: (DAL W, 109-102 (OT)) vs. New York, 11/26/14	Had 25+ Rebounds	25 REB, Rudy Gobert: (DAL L, 107-112 (OT)) vs. Utah, 01/20/17
16 AST, Luka Dončić: (DAL W, 113-107) @ San Antonio, 03/19/24	Had 15+ assists	16 AST, Tyus Jones: (DAL W, 112-104) vs. Washington, 02/12/24
20 AST, Luka Dončić: (DAL W, 125-124) vs. Washington, 05/01/21	Had 20+ assists	20 AST, Deron Williams: (DAL L, 110-116) @ Utah, 03/03/08
5 BLK, Daniel Gafford: (DAL W, 125-107) @ Houston, 03/31/24	Had 5+ Blocks	6 BLK, Victor Wembanyama: (DAL W, 113-107) @ San Antonio, 03/19/24
13 BLK, Shawn Bradley: (DAL L, 91-99) vs. Portland, 04/07/98	Had 10+ Blocks	10 BLK, Serge Ibaka: (DAL L, 86-95) vs. Oklahoma City, 02/01/12
5 STL, P.J. Washington Jr.: (DAL W, 108-106) vs. Golden State, 04/05/24	Had 5+ Steals	5 STL, Giannis Antetokounmpo: (DAL L, 117-129) vs. Milwaukee, 02/03/24
10 FGM, Kyrie Irving: (DAL W, 111-92) @ Miami, 04/10/24	Made 10+ Field Goals	10 FGM, Lauri Markkanen: (DAL W, 115-105) @ Utah, 03/25/24
15 FGM, Kyrie Irving: (DAL W, 147-136 (OT)) vs. Houston, 04/07/24	Made 15+ Field Goals	20 FGM, Giannis Antetokounmpo: (DAL L, 117-129) vs. Milwaukee, 02/03/24
21 FGM, Mark Aguirre: (DAL W, 119-101) vs. Denver Nuggets, 03/24/84	Made 20+ Field Goals	20 FGM, Giannis Antetokounmpo: (DAL L, 117-129) vs. Milwaukee, 02/03/24
8 3FGM, Luka Dončić: (DAL W, 130-104) @ Charlotte, 04/09/24	Made 7+ 3-Pointers	7 3FGM/7 3FGM, Donovan Mitchell/Max Strus: (DAL L, 119-121) @ Cleveland, 02/27/24
15 3FGM, Luka Dončić: (DAL W, 111-92) @ Miami, 04/10/24	10+ 3-Pointer Attempts	14 3FGM, Stephen Curry: (DAL W, 108-106) vs. Golden State, 04/05/24
15 FTM, Kyrie Irving: (DAL W, 147-136 (OT)) vs. Houston, 04/07/24	Made 15+ Free Throws	15 FTM, Jayson Tatum: (DAL L, 110-119) vs. Boston, 01/22/24
21 FTM, Dirk Nowitzki: (DAL W, 113-106 (OT)) vs. Houston, 12/02/04	Made 20+ Free Throws	21 FTM, Kevin Durant: (DAL L, 114-117 (OT)) vs. Oklahoma City, 01/18/13
10 FD, Luka Dončić: (DAL W, 113-97) vs. Utah, 03/21/24	10+ Fouls Drawn	10 FD, Rudy Gobert: (DAL L, 87-121) @ Minnesota, 01/31/24
13 FGM/12 FGM, Luka Dončić/Daniel Gafford: (DAL W, 130-104) @ Charlotte, 04/09/24	Two Players with 10+ Field Goals Made	11 FGM/10 FGM, Jaylen Brown/Jayson Tatum: (DAL L, 110-138) @ Boston, 03/01/24
6 3FGM/5 3FGM, Luka Dončić/P.J. Washington Jr.: (DAL W, 109-95) vs. Atlanta, 04/04/24	Two Players with 5+ 3-Pointers Made	5 3FGM/5 3FGM, Duncan Robinson/Terry Rozier: (DAL W, 114-108) vs. Miami, 03/07/24
39 PTS, 12 REB, 10 AST, Luka Dončić: (DAL W, 130-104) @ Charlotte, 04/09/24	Had a triple-double	13 PTS, 12 REB, 10 AST, Domantas Sabonis: (DAL W, 107-103) @ Sacramento, 03/29/24
60 PTS, 21 REB, Luka Dončić: (DAL W, 126-121 (OT)) vs. New York, 12/27/22	Had a 20/20 game	24 PTS, 23 REB, Jarrett Allen: (DAL L, 110-113) vs. Cleveland, 12/27/23
2nd period, Kyrie Irving: (DAL W, 109-95) vs. Atlanta, 04/04/24	Had a four-point play	1st period/2nd period, Vit Krejci/Garrison Mathews: (DAL W, 109-95) vs. Atlanta, 04/04/24

A TEAM...		
130 PTS, (DAL W, 130-104) @ Charlotte, 04/09/24	Scored 120+ points	135 PTS, (DAL L, 86-135) @ Oklahoma City, 04/14/24
130 PTS, (DAL W, 130-104) @ Charlotte, 04/09/24	Scored 130+ points	135 PTS, (DAL L, 86-135) @ Oklahoma City, 04/14/24
147 PTS, (DAL W, 147-136 (OT)) vs. Houston, 04/07/24	Scored 140+ points	143 PTS, (DAL W, 148-143) @ Atlanta, 01/26/24
156 PTS, (DAL W, 156-147 (2OT)) @ Houston, 04/11/95	Scored 150+ points	153 PTS, (DAL L, 149-153 (OT)) vs. Houston, 07/31/20
.623 (43-69), (DAL W, 131-129) vs. Orlando, 01/29/24	Shot .600+ from the field	.600 (51-85), (DAL L, 109-132) vs. Phoenix, 01/24/24
26 PTS, (DAL W, 130-104) @ Charlotte, 04/09/24	Won by 20+ points	49 PTS, (DAL L, 86-135) @ Oklahoma City, 04/14/24
36 PTS, (DAL W, 132-96) @ Sacramento, 03/26/24	Won by 30+ points	49 PTS, (DAL L, 86-135) @ Oklahoma City, 04/14/24
50 PTS, (DAL W, 147-97) vs. Utah, 12/06/23	Won by 40+ points	49 PTS, (DAL L, 86-135) @ Oklahoma City, 04/14/24
50 PTS, (DAL W, 147-97) vs. Utah, 12/06/23	Won by 50+ points	58 PTS, (DAL L, 139-81) @ Sacramento, 12/29/92
61 REB, (DAL W, 130-104) @ Charlotte, 04/09/24	Had 60+ rebounds	67 REB, (DAL L, 86-135) @ Oklahoma City, 04/14/24
35 AST, (DAL W, 130-104) @ Charlotte, 04/09/24	Had 35+ assists	38 AST, (DAL L, 86-135) @ Oklahoma City, 04/14/24
40 AST, (DAL W, 125-97) vs. New Orleans, 11/11/03	Had 40+ assists	42 AST, (DAL L, 89-114) @ Charlotte, 02/11/14
50 FGM, (DAL W, 130-104) @ Charlotte, 04/09/24	Made 50+ field goals	54 FGM, (DAL L, 86-135) @ Oklahoma City, 04/14/24
24 3FGM, (DAL W, 125-107) @ Houston, 03/31/24	Made 20+ 3-pointers	21 3FGM, (DAL L, 110-138) @ Boston, 03/01/24
40 FTM, (DAL W, 147-136 (OT)) vs. Houston, 04/07/24	Made 35+ free throws	37 FTM, (DAL L, 123-140) @ Portland, 01/15/23
1st OT, (DAL W, 147-136 (OT)) vs. Houston, 04/07/24	Overtime Win	1st OT, (DAL L, 130-132 (OT)) @ Atlanta, 04/02/23
2nd OT, (DAL W, 119-115 (2OT)) @ LA Lakers, 01/12/23	Double-Overtime Win	2nd OT, (DAL L, 115-117 (2OT)) @ Boston, 12/12/12
* Never Has Happened *	Triple-Overtime Win	3rd OT, (DAL L, 121-123 (3OT)) @ Utah, 04/16/12

THE MAVERICKS (SINGLE-SEASON)...		
4/4/2024 — 4/10/2024 (5)	Won 5 straight	--
1/22/2011 — 2/9/2011 (10)	Won 10 straight	--
3/7/2024 — 4/7/2024 (7)	Won 5 straight at home	--
11/6/2018 — 12/12/2018 (11)	Won 10 straight at home	--
12/9/2006 — 3/6/2007 (23)	Won 15 straight at home	--
3/19/2024 — 3/31/2024 (5)	Won 5 straight on road	--
* Never Has Happened *	Won 10 straight on road	--
* Never Has Happened *	Won 15 straight on road	--
4/7/2023 — 10/10/2023 (5)	Lost 5 straight	--
12/6/1997 — 1/3/1998 (16)	Lost 10 straight	--
11/27/2021 — 12/7/2021 (5)	Lost 5 straight at home	--
3/29/2023 — 10/10/2023 (5)	Lost 5 straight on road	--



TEAM TREND	W/L	LAST GAME	TEAM TREND	W/L	LAST GAME	PLAYER TREND	W/L	LAST GAME
<4 Mavericks w/ 10+ pts	5-6	vs. DET 4/12/24	Mavericks shoot 50.0% or better	28-2	@ CHA 4/9/24	Luka Dončić w/55+ pts	1-0	@ ATL 1/26/24
4+ Mavericks w/ 10+ pts	45-26	@ OKC 4/14/24	Opp shoots 50.0% or better	7-20	@ OKC 4/14/24	Luka Dončić w/50+ pts	2-0	@ ATL 1/26/24
5+ Mavericks w/ 10+ pts	31-7	@ MIA 4/10/24	Mavericks shoot 45.0% or better	46-15	@ MIA 4/10/24	Luka Dončić w/45+ pts	5-1	@ HOU 3/31/24
6+ Mavericks w/ 10+ pts	12-1	vs. GSW 3/13/24	Mavericks shoot 44.0% or below	3-12	@ OKC 4/14/24	Luka Dončić w/40+ pts	11-2	@ HOU 3/31/24
7+ Mavericks w/ 10+ pts	3-0	vs. OKC 2/10/24	Mavericks shoot 40.0% or below	1-5	@ OKC 4/14/24	Luka Dončić w/35+ pts	22-10	@ CHA 4/9/24
8+ Mavericks w/ 10+ pts	0-0		Opp shoots 45.0% or better	26-29	@ OKC 4/14/24	Luka Dončić w/30+ pts	31-19	@ CHA 4/9/24
Mavericks no 20+ pt scorer	0-4	@ MIN 1/31/24	Opp shoots 40.0% or below	7-0	vs. ATL 4/4/24	Luka Dončić w/25+ pts	41-22	@ MIA 4/10/24
Opp no 20+ pt scorer	6-1	@ OKC 4/14/24	Mavericks w/10+ 3-pointers made	47-24	@ MIA 4/10/24	Luka Dončić w/20+ pts	43-22	@ MIA 4/10/24
2+ Mavericks w/20+ pt scorer	43-18	@ MIA 4/10/24	Opp w/10+ 3-pointers made	39-30	@ OKC 4/14/24	Luka Dončić w/15+ pts	46-24	@ MIA 4/10/24
2+ Opp w/20+ pt scorer	26-22	@ CHA 4/9/24	Mavericks w/15+ 3-pointers made	35-10	@ MIA 4/10/24	Luka Dončić w/10+ pts	46-24	@ MIA 4/10/24
3+ Mavericks w/20+ pt scorer	11-7	@ GSW 4/2/24	Opp w/15+ 3-pointers made	13-11	vs. HOU 4/7/24	Luka Dončić w/10+ FTA	16-12	@ SAC 3/29/24
3+ Opp w/20+ pt scorer	9-5	vs. HOU 4/7/24	Mavericks 3FG% 40.0% or better	22-7	@ HOU 3/31/24	Luka Dončić w/15+ REB	1-2	@ BKN 2/6/24
Mavericks w/30+ pt scorer	37-22	@ CHA 4/9/24	Opp 3FG% 40.0% or better	12-17	@ OKC 4/14/24	Luka Dončić w/10+ REB	22-11	@ CHA 4/9/24
Opp w/30+ pt scorer	18-17	@ UTA 3/25/24	Mavericks FT% 80.0% or better	18-12	@ OKC 4/14/24	Luka Dončić w/15+ asts	6-2	@ SAS 3/19/24
All 5 Starters w/10+ pts	3-0	@ MIA 4/10/24	Opp FT% 80.0% or better	20-14	@ OKC 4/14/24	Luka Dončić w/10+ asts	24-13	@ CHA 4/9/24
Opp 5 Starters w/10+ pts	0-0		Mavericks FT% below 70.0	13-9	@ CHA 4/9/24	Luka Dončić w/3+ 3FGM	38-16	@ MIA 4/10/24
2+ reserves w/10+ pts	22-7	@ OKC 4/14/24	Opp FT% below 70.0	15-5	vs. GSW 4/5/24	Luka Dončić w/3+ stls	5-4	vs. UTA 3/21/24
Opp 2+ reserves w/10+ pts	0-0		Mavericks FTM >= Opp FTA	17-6	vs. DET 4/12/24	Luka Dončić w/double-double	33-16	@ CHA 4/9/24
3+ reserves w/10+ pts	5-3	@ OKC 4/14/24	Opp FTM >= Mavericks FTA	8-8	@ MIA 4/10/24	Luka Dončić w/triple-double	13-8	@ CHA 4/9/24
Opp 3+ reserves w/10+ pts	0-0		Mavericks FG% >= Opp FG%	35-1	@ MIA 4/10/24	Kyrie Irving w/45+ pts	1-0	vs. HOU 4/7/24
Mavericks <20 pts. in 1st qtr	1-2	vs. HOU 4/7/24	Opp FG% >= Mavericks FG%	10-28	@ OKC 4/14/24	Kyrie Irving w/40+ pts	3-0	vs. HOU 4/7/24
Opp <20 pts. in 1st qtr	4-0	@ CHA 4/9/24	Mavericks w/30+ FTA	11-2	vs. HOU 4/7/24	Kyrie Irving w/35+ pts	6-2	vs. HOU 4/7/24
Mavericks w/30+ pts in 1st qtr	31-10	@ MIA 4/10/24	Opp w/30+ FTA	5-7	vs. HOU 4/7/24	Kyrie Irving w/30+ pts	8-5	vs. HOU 4/7/24
Opp w/30+ pts in 1st qtr	22-15	@ OKC 4/14/24	Mavericks w/20+ asts	50-26	vs. DET 4/12/24	Kyrie Irving w/25+ pts	22-9	@ MIA 4/10/24
Mavericks under 50 pts 1st half	2-8	@ OKC 4/14/24	Opp w/20+ asts	46-32	@ OKC 4/14/24	Kyrie Irving w/20+ pts	32-14	@ MIA 4/10/24
Opp under 50 pts 1st half	10-2	@ MIA 4/10/24	Mavericks w/25+ asts	36-13	@ MIA 4/10/24	Kyrie Irving w/15+ pts	37-16	@ MIA 4/10/24
Mavericks 50+ pts 1st half	48-24	@ MIA 4/10/24	Opp w/25+ asts	30-28	@ OKC 4/14/24	Kyrie Irving w/10+ pts	39-19	@ MIA 4/10/24
Opp 50+ pts 1st half	40-30	@ OKC 4/14/24	Mavericks w/30+ asts	16-1	@ CHA 4/9/24	Kyrie Irving w/10+ FTA	2-1	vs. HOU 4/7/24
Mavericks 60+ pts in 1st half	33-7	@ MIA 4/10/24	Opp w/30+ asts	14-15	@ OKC 4/14/24	Kyrie Irving w/10+ asts	4-1	@ OKC 3/14/24
Opp 60+ pts in 1st half	18-20	@ OKC 4/14/24	Mavericks asts >= Opp asts	26-3	@ MIA 4/10/24	Kyrie Irving w/3+ 3FGM	22-12	@ OKC 4/10/24
Mavericks lead by 10+ pts	43-7	@ MIA 4/10/24	Opp asts >= Mavericks asts	18-28	@ OKC 4/14/24	Kyrie Irving w/3+ stls	4-3	@ GSW 4/2/24
Opp leads by 10+ pts	13-31	@ OKC 4/14/24	Mavericks w/12 or fewer TOs	31-15	@ MIA 4/10/24	Kyrie Irving w/double-double	4-1	@ OKC 3/14/24
Games decided by 10+ points	31-21	@ OKC 4/14/24	Opp w/12 or fewer TOs	23-19	vs. DET 4/12/24	Daniel Gafford w/25+ pts	1-0	@ CHA 4/9/24
Games decided by 4-9 points	14-9	@ GSW 4/2/24	Mavericks w/20+ TOs	0-3	vs. DET 4/12/24	Daniel Gafford w/20+ pts	3-0	@ CHA 4/9/24
Games decided by 3 or less points	5-2	vs. GSW 4/5/24	Opp w/20+ TOs	3-1	vs. ATL 4/4/24	Daniel Gafford w/15+ pts	6-2	@ CHA 4/9/24
Both teams score 100+ pts	41-25	@ CHA 4/9/24	Mavericks TO >= Opp TO	17-16	vs. DET 4/12/24	Daniel Gafford w/10+ pts	15-3	@ MIA 4/10/24
Both teams under 100 pts	0-0		Opp TO >= Mavericks TO	28-14	@ MIA 4/10/24	Daniel Gafford w/15+ REB	2-1	vs. GSW 4/5/24
Mavericks score under 100 pts	0-7	@ OKC 4/14/24	Mavericks w/50+ REB	33-11	vs. DET 4/12/24	Daniel Gafford w/10+ REB	4-2	vs. GSW 4/5/24
Opp scores under 100 pts	9-0	@ MIA 4/10/24	Opp w/50+ REB	37-26	@ OKC 4/14/24	Daniel Gafford w/double-double	4-2	vs. GSW 4/5/24
Mavericks score 100+ pts	50-25	@ MIA 4/10/24	Mavericks REB >= Opp REB	22-8	vs. DET 4/12/24	P.J. Washington Jr. w/30+ pts	1-0	vs. GSW 4/5/24
Opp scores 100+ pts	41-32	@ OKC 4/14/24	Opp REB >= Mavericks REB	27-23	@ OKC 4/14/24	P.J. Washington Jr. w/25+ pts	1-0	vs. GSW 4/5/24
Mavericks score 110+ pts	44-19	@ MIA 4/10/24	Mavericks w/10+ more REB than Opp	6-1	vs. DET 4/12/24	P.J. Washington Jr. w/20+ pts	2-2	vs. GSW 4/5/24
Opp scores 110+ pts	24-28	@ OKC 4/14/24	Opp w/10+ more REB than DAL	6-13	@ OKC 4/14/24	P.J. Washington Jr. w/15+ pts	4-3	vs. GSW 4/5/24
Mavericks tied or lead after the 3rd qtr	41-2	@ MIA 4/10/24	Mavericks w/10+ stls	8-4	@ SAC 3/26/24	P.J. Washington Jr. w/10+ pts	12-5	@ MIA 4/10/24
Mavericks tied or lead at halftime	35-6	@ MIA 4/10/24	Opp w/10+ stls	4-9	vs. DET 4/12/24	P.J. Washington Jr. w/10+ REB	3-0	vs. HOU 4/7/24
Mavericks tied or lead after 1st qtr	31-10	@ MIA 4/10/24	2+ Mavericks w/double-double	9-4	vs. HOU 4/7/24	P.J. Washington Jr. w/3+ 3FGM	5-3	vs. GSW 4/5/24
Mavericks trailing after the 3rd qtr	9-30	@ OKC 4/14/24	2+ Opp w/double-double	7-8	@ SAS 3/19/24	P.J. Washington Jr. w/3+ stls	1-2	vs. GSW 4/5/24
Mavericks trailing at halftime	15-26	@ OKC 4/14/24	3+ Mavericks w/double-double	1-0	vs. CHA 11/5/23	P.J. Washington Jr. w/double-double	2-0	vs. HOU 4/7/24
Mavericks trailing after 1st qtr	19-22	@ OKC 4/14/24	3+ Opp w/double-double	0-0		Dereck Lively II w/20+ pts	3-1	@ CHI 3/11/24
1st game Back-to-Back	8-6	@ CHA 4/9/24	Mavericks PITP >= Opp PITP	25-9	vs. DET 4/12/24	Dereck Lively II w/15+ pts	7-4	@ CHI 3/11/24
2nd game Back-to-Back	0-0		Opp PITP >= Mavericks PITP	23-22	@ OKC 4/14/24	Dereck Lively II w/10+ pts	16-6	@ SAC 3/29/24
1st game after a win	30-20	vs. DET 4/12/24	Mavericks 2CP >= Opp 2CP	21-10	vs. DET 4/12/24	Dereck Lively II w/15+ REB	1-1	@ MEM 12/11/23
1st game after a loss	19-12	@ OKC 4/14/24	Opp 2CP >= Mavericks 2CP	27-20	@ OKC 4/14/24	Dereck Lively II w/10+ REB	10-3	vs. ORL 1/29/24
On Monday	10-3	@ UTA 3/25/24	Mavericks FB Pts >= Opp FB Pts	27-9	@ OKC 4/14/24	Dereck Lively II w/3+ stls	0-1	@ IND 2/25/24
On Tuesday	6-5	@ CHA 4/9/24	Opp FB Pts >= Mavericks FB Pts	19-20	vs. DET 4/12/24	Dereck Lively II w/double-double	6-2	vs. ORL 1/29/24
On Wednesday	10-6	@ MIA 4/10/24				Danté Exum w/25+ pts	1-0	vs. LAL 12/12/23
On Thursday	6-3	vs. ATL 4/4/24				Danté Exum w/20+ pts	3-0	vs. SAS 12/23/23
On Friday	7-5	vs. DET 4/12/24				Danté Exum w/15+ pts	7-1	@ SAS 3/19/24
On Saturday	5-6	@ DET 3/9/24				Danté Exum w/10+ pts	12-5	vs. HOU 4/7/24
On Sunday	6-4	@ OKC 4/14/24				Danté Exum w/3+ 3FGM	4-0	@ HOU 3/31/24
January	7-8	@ MIN 1/31/24				Danté Exum w/3+ stls	0-1	vs. CLE 12/27/23
February	8-3	@ TOR 2/28/24						
March	11-4	@ HOU 3/31/24						
April	5-3	@ OKC 4/14/24						
October	3-0	@ MEM 10/30/23						
November	8-6	vs. HOU 11/28/23						
December	8-8	@ GSW 12/30/23						

INCLUDES GAMES OF SUNDAY, APRIL 14, 2024

NBA EASTERN CONFERENCE

ATLANTIC DIVISION

	W	L	PCT	GB	HOME	ROAD	LAST-10	STREAK
Boston	64	18	.780	-	37-4	27-14	7-3	Won 2
New York	50	32	.610	14	27-14	23-18	6-4	Won 5
Philadelphia	47	35	.573	17	25-16	22-19	8-2	Won 8
Brooklyn	32	50	.390	32	20-21	12-29	5-5	Lost 2
Toronto	25	57	.305	39	14-27	11-30	2-8	Lost 4

CENTRAL DIVISION

	W	L	PCT	GB	HOME	ROAD	LAST-10	STREAK
Milwaukee	49	33	.598	-	31-11	18-22	3-7	Lost 2
Cleveland	48	34	.585	1	26-15	22-19	4-6	Lost 1
Indiana	47	35	.573	2	26-15	21-20	7-3	Won 1
Chicago	39	43	.476	10	20-21	19-22	5-5	Lost 1
Detroit	14	68	.171	35	7-33	7-35	2-8	Lost 1

SOUTHEAST DIVISION

	W	L	PCT	GB	HOME	ROAD	LAST-10	STREAK
Orlando	47	35	.573	-	29-12	18-23	5-5	Won 1
Miami	46	36	.561	1	22-19	24-17	7-3	Won 2
Atlanta	36	46	.439	11	21-20	15-26	3-7	Lost 6
Charlotte	21	61	.256	26	11-30	10-31	3-7	Won 1
Washington	15	67	.183	32	7-34	8-33	1-9	Lost 6

NBA WESTERN CONFERENCE

SOUTHWEST DIVISION

	W	L	PCT	GB	HOME	ROAD	LAST-10	STREAK
Dallas	50	32	.610	-	25-16	25-16	7-3	Lost 2
New Orleans	49	33	.598	1	21-19	28-14	5-5	Lost 1
Houston	41	41	.500	9	27-14	14-27	4-6	Won 2
Memphis	27	55	.329	23	9-32	18-23	3-7	Lost 5
San Antonio	22	60	.268	28	12-29	10-31	6-4	Won 2

NORTHWEST DIVISION

	W	L	PCT	GB	HOME	ROAD	LAST-10	STREAK
Denver	57	25	.695	-	33-8	24-17	6-4	Won 1
Oklahoma City	57	25	.695	-	33-8	24-17	7-3	Won 5
Minnesota	56	26	.683	1	30-11	26-15	6-4	Lost 1
Utah	31	51	.378	26	21-20	10-31	2-8	Lost 1
Portland	21	61	.256	36	11-30	10-31	2-8	Lost 5

PACIFIC DIVISION

	W	L	PCT	GB	HOME	ROAD	LAST-10	STREAK
L.A. Clippers	51	31	.622	-	25-16	26-15	6-4	Lost 3
Phoenix	49	33	.598	2	25-16	24-17	7-3	Won 3
L.A. Lakers	47	35	.573	4	28-14	19-21	7-3	Won 2
Golden State	46	36	.561	5	21-20	25-16	8-2	Won 1
Sacramento	46	36	.561	5	24-17	22-19	4-6	Won 1

INCLUDES GAMES OF SUNDAY, APRIL 14, 2024

ATL	BKN	CHI	DAL	DET	HOU	LAC	MEM	MIL	NO	OKC	PHI	POR	SA	UTA	BOS	CHA	CLE	DEN	GS	IND	LAL	MIA	MIN	NY	ORL	PHO	SAC	TOR	WAS	W	L	PCT	GB	LAST-10	STREAK
-----	-----	-----	------------	-----	-----	-----	-----	-----	----	-----	-----	-----	----	-----	-----	-----	-----	-----	----	-----	-----	-----	-----	----	-----	-----	-----	-----	-----	---	---	-----	----	---------	--------

ATLANTIC DIVISION

BOS	2	--	4	2	3	2	2	0	3	1	2	3	1	1	2	3	1	1	2	3	2	1	2	4	1	2	3	2	2	2	2	4	64	18	.780	-	7-3	Won 2		
NY	2	1	4	4	3	2	0	1	3	1	1	1	1	1	1	2	2	2	1	0	--	0	1	3	1	2	2	1	4	1	3	50	32	.610	14	6-4	Won 5			
PHI	2	1	2	4	1	2	1	1	4	0	2	1	1	1	1	2	0	1	0	1	2	3	--	1	1	1	2	4	1	4	47	35	.573	17	8-2	Won 8				
BKN	3	0	--	1	3	1	0	0	3	0	1	1	1	1	1	2	0	0	0	0	1	2	2	1	2	2	1	0	0	1	3	32	50	.390	32	5-5	Lost 2			
TOR	2	0	1	3	2	1	1	0	1	1	1	2	0	0	1	1	2	0	0	1	1	2	1	0	0	0	0	1	0	0	1	--	0	3	25	57	.305	39	2-8	Lost 4

CENTRAL DIVISION

MIL	2	2	3	4	3	2	2	1	4	1	1	1	2	0	0	2	--	1	1	3	1	2	3	1	1	1	2	1	0	2	49	33	.598	-	3-7	Lost 2		
CLE	3	1	3	1	3	--	2	1	4	2	1	2	1	0	2	1	2	1	1	1	0	2	1	2	1	1	2	2	2	4	48	34	.585	1	4-6	Lost 1		
IND	4	2	2	2	1	2	2	0	4	1	2	--	1	1	1	2	4	0	1	2	2	1	2	1	2	1	0	1	2	1	47	35	.573	2	7-3	Won 1		
CHI	2	0	0	4	--	1	0	0	2	1	1	3	0	1	2	2	1	2	2	1	2	2	1	0	0	2	2	2	2	39	43	.476	10	5-5	Lost 1			
DET	0	0	1	3	2	0	1	0	--	0	0	0	0	0	0	0	0	0	0	0	0	0	0	0	1	0	0	0	1	1	0	2	14	68	.171	35	2-8	Lost 1

SOUTHEAST DIVISION

ORL	1	1	2	3	4	2	0	2	4	0	1	2	0	1	1	1	2	1	2	3	0	--	0	1	2	0	2	3	2	4	47	35	.573	-	5-5	Won 1	
MIA	3	0	2	4	2	3	0	0	4	1	2	1	0	2	1	--	1	0	1	1	0	3	2	0	2	2	2	3	1	3	46	36	.561	1	7-3	Won 2	
ATL	--	2	1	1	1	0	0	3	1	2	0	1	1	1	1	1	1	1	1	1	1	3	2	1	1	0	2	2	1	3	36	46	.439	11	3-7	Lost 6	
CHA	3	1	2	--	0	2	0	0	0	0	0	2	0	0	2	0	0	1	0	0	1	0	0	1	1	1	1	1	1	2	21	61	.256	26	3-7	Won 1	
WAS	1	0	1	2	1	0	0	0	2	0	0	1	0	0	1	1	1	0	0	0	0	0	0	0	0	0	1	1	1	0	--	15	67	.183	32	1-9	Lost 6

SOUTHWEST DIVISION

DAL	2	0	2	2	2	0	--	1	1	3	3	0	1	2	2	2	0	1	2	2	1	2	2	1	2	1	2	1	2	4	2	4	1	3	2	50	32	.610	-	7-3	Lost 2
NO	1	0	2	2	0	1	2	1	2	2	2	1	3	1	2	1	1	2	--	2	1	0	2	1	3	5	3	2	2	2	49	33	.598	1	5-5	Lost 1					
HOU	0	0	1	2	1	1	3	2	0	--	0	1	2	3	0	1	0	2	1	2	1	0	2	1	2	1	0	2	3	3	3	1	3	2	41	41	.500	9	4-6	Won 2	
MEM	1	0	1	0	0	0	2	0	3	1	1	1	1	--	1	2	0	2	0	0	1	1	1	1	1	0	3	1	1	1	27	55	.329	23	3-7	Lost 5					
SA	0	0	1	1	0	0	0	1	2	1	1	1	0	1	1	0	0	1	1	1	1	0	0	1	1	1	0	0	3	2	0	--	1	1	22	60	.268	28	6-4	Won 2	

NORTHWEST DIVISION

DEN	2	2	2	2	2	1	2	--	2	4	1	2	2	3	4	2	1	2	2	1	2	2	1	1	0	1	1	4	1	3	2	57	25	.695	-	6-4	Won 1
OKC	1	1	1	2	2	2	3	3	1	3	2	0	2	1	3	2	1	2	2	--	2	0	3	4	2	3	2	3	2	57	25	.695	-	7-3	Won 5		
MIN	1	1	2	1	0	1	3	2	3	2	3	3	4	2	1	--	2	1	2	1	2	1	0	1	0	4	1	3	1	4	2	56	26	.683	1	6-4	Lost 1
UTA	1	0	1	1	0	0	1	1	2	0	1	1	2	0	1	2	0	2	1	1	0	1	0	1	0	3	0	2	2	--	2	31	51	.378	26	2-8	Lost 1
POR	1	0	2	1	0	1	0	0	1	0	1	2	0	0	3	0	1	0	0	0	0	0	0	0	0	1	1	--	1	1	21	61	.256	36	2-8	Lost 5	

PACIFIC DIVISION

LAC	1	1	1	2	2	1	2	2	2	3	2	1	--	1	3	2	0	1	1	1	1	1	2	1	3	4	2	3	2	2	51	31	.622	-	6-4	Lost 3
PHO	1	0	1	2	2	2	1	2	2	3	2	1	1	2	2	2																				

TEAMS' STATISTICS / INCLUDES GAMES OF SUNDAY, APRIL 14, 2024

TEAM	G	FIELD GOALS			3-PT. F.G.'S			FREE THROWS			-- REBOUNDS --			----- MISCELLANEOUS -----					SCORING		
		MADE	ATT.	PCT.	MADE	ATT.	PCT.	MADE	ATT.	PCT.	OFF.	DEF.	TOT.	AST	PF	DQ	STL	TO	BLK	PTS	AVG.
Ind.	82	3855	7599	.507	1082	2891	.374	1318	1685	.782	827	2578	3405	2522	1756	17	631	1059	481	10110	123.3
Bos.	82	3601	7396	.487	1351	3482	.388	1334	1654	.807	876	2923	3799	2207	1326	3	557	979	538	9887	120.6
OKC.	82	3653	7324	.499	1090	2805	.389	1451	1759	.825	722	2725	3447	2223	1545	6	694	1039	538	9847	120.1
Milw.	82	3538	7258	.487	1163	3122	.373	1517	1960	.774	772	2850	3622	2176	1574	4	558	1059	413	9756	119.0
Atl.	82	3529	7584	.465	1125	3092	.364	1520	1906	.797	1024	2639	3663	2180	1522	7	615	1110	369	9703	118.3
LA-L	82	3580	7177	.499	969	2572	.377	1550	1983	.782	676	2859	3535	2340	1283	3	605	1146	453	9679	118.0
Dall.	82	3535	7352	.481	1197	3242	.369	1397	1842	.758	797	2724	3521	2106	1500	2	563	1027	406	9664	117.9
G.S.	82	3582	7515	.477	1211	3191	.380	1282	1644	.780	996	2834	3830	2402	1598	7	572	1174	377	9657	117.8
Sac.	82	3553	7455	.477	1178	3219	.366	1274	1710	.745	888	2719	3607	2324	1632	11	625	1078	342	9558	116.6
Phoe.	82	3482	7063	.493	1020	2671	.382	1548	1915	.808	831	2783	3614	2218	1475	7	610	1221	492	9532	116.2
Utah	82	3443	7371	.467	1060	2993	.354	1538	1853	.830	1002	2725	3727	2232	1523	8	537	1285	458	9484	115.7
LA-C	82	3473	7108	.489	1036	2719	.381	1499	1817	.825	822	2701	3523	2097	1519	8	640	1078	413	9481	115.6
N.O.	82	3484	7165	.486	1023	2673	.383	1445	1873	.771	852	2753	3605	2210	1508	7	684	1067	378	9436	115.1
Den.	82	3610	7279	.496	958	2560	.374	1240	1628	.762	881	2763	3644	2415	1489	5	585	1036	457	9418	114.9
Phil.	82	3404	7331	.464	992	2733	.363	1597	1934	.826	906	2616	3522	2041	1668	10	694	984	492	9397	114.6
Hou.	82	3425	7459	.459	1043	2964	.352	1482	1916	.773	940	2787	3727	2035	1702	18	639	1045	375	9375	114.3
Wash.	82	3523	7493	.470	1015	2915	.348	1266	1657	.764	755	2613	3368	2288	1637	10	623	1147	415	9327	113.7
Minn.	82	3383	6974	.485	1037	2681	.387	1461	1881	.777	770	2807	3577	2184	1544	19	647	1162	497	9264	113.0
N.Y.	82	3385	7272	.465	1083	2936	.369	1396	1789	.780	1039	2665	3704	1998	1447	5	612	1085	336	9249	112.8
Clev.	82	3425	7148	.479	1108	3016	.367	1293	1671	.765	807	2742	3549	2299	1436	6	605	1112	380	9236	112.6
Tor.	82	3466	7356	.471	942	2712	.347	1339	1772	.756	891	2607	3498	2335	1509	10	634	1147	388	9213	112.4
Chi.	82	3448	7339	.470	941	2630	.358	1369	1731	.791	916	2677	3593	2048	1541	3	638	1004	394	9206	112.3
S.A.	82	3438	7436	.462	1036	2983	.347	1280	1637	.782	849	2778	3627	2449	1414	6	584	1242	520	9192	112.1
Orl.	82	3318	6964	.476	903	2568	.352	1519	2002	.759	861	2608	3469	2023	1618	3	669	1206	423	9058	110.5
Bkn.	82	3334	7307	.456	1089	3010	.362	1293	1711	.756	938	2675	3613	2102	1516	7	556	1076	424	9050	110.4
Miami	82	3266	7022	.465	1022	2765	.370	1478	1806	.818	766	2702	3468	2116	1415	4	617	1038	280	9032	110.1
Det.	82	3353	7236	.463	906	2602	.348	1398	1780	.785	861	2692	3553	2088	1688	12	531	1248	384	9010	109.9
Cha.	82	3281	7133	.460	989	2788	.355	1189	1512	.786	765	2538	3303	2033	1472	10	562	1129	371	8740	106.6
Port.	82	3227	7356	.439	939	2723	.345	1329	1680	.791	1036	2469	3505	1894	1654	11	627	1249	354	8722	106.4
Mem.	82	3145	7230	.435	1071	3097	.346	1316	1722	.764	896	2598	3494	2025	1563	10	673	1236	501	8677	105.8

OPPONENTS' STATISTICS / INCLUDES GAMES OF SUNDAY, APRIL 14, 2024

TEAM	MADE	ATT.	PCT.	FIELD GOALS			3-PT. F.G.'S			FREE THROWS			-- REBOUNDS --			----- MISCELLANEOUS -----					--- SCORING ---	
				MADE	ATT.	PCT.	MADE	ATT.	PCT.	MADE	ATT.	PCT.	OFF.	DEF.	TOT.	AST	PF	DQ	STL	TO	BLK	PTS
Minn.	3198	7114	.450	937	2645	.354	1402	1794	.781	843	2555	3398	2008	1630	9	616	1166	371	8735	106.5	+6.5	
N.Y.	3304	7026	.470	1028	2813	.365	1237	1620	.764	839	2492	3331	2098	1565	8	552	1082	431	8873	108.2	+4.6	
Miami	3297	7056	.467	1064	3018	.353	1230	1577	.780	757	2750	3507	2173	1550	9	543	1126	388	8888	108.4	+1.8	
Orl.	3264	6884	.474	945	2636	.359	1419	1819	.780	731	2537	3268	1958	1710	11	666	1234	379	8892	108.4	+2.0	
Bos.	3403	7515	.453	1059	3008	.352	1092	1422	.768	907	2645	3552	2042	1416	6	510	986	304	8957	109.2	+11.3	
Den.	3332	7210	.462	919	2587	.355	1404	1819	.772	894	2573	3467	2108	1467	4	578	1014	394	8987	109.6	+5.3	
Clev.	3323	7176	.463	1029	2773	.371	1363	1724	.791	823	2676	3499	2071	1536	10	632	1115	411	9038	110.2	+2.4	
N.O.	3317	7155	.464	1109	3176	.349	1331	1699	.783	826	2644	3470	2196	1507	6	536	1168	424	9074	110.7	+4.4	
Phil.	3322	7098	.468	979	2765	.354	1524	1926	.791	903	2742	3645	2143	1519	7	506	1201	503	9147	111.5	+3.0	
LA-C	3413	7288	.468	1054	2902	.363	1332	1718	.775	909	2551	3460	2165	1537	6	597	1069	384	9212	112.3	+3.3	
OKC.	3328	7322	.455	1101	3052	.361	1482	1878	.789	968	2695	3663	2207	1548	5	582	1287	419	9239	112.7	+7.4	
Mem.	3381	7128	.474	1098	2905	.378	1391	1785	.779	874	2867	3741	2179	1539	10	668	1239	536	9251	112.8	-7.0	
Phoe.	3444	7428	.464	1074	2949	.364	1319	1705	.774	898	2490	3388	2155	1612	13	685	1043	372	9281	113.2	+3.1	
Hou.	3344	7226	.463	1012	2904	.348	1583	2065	.767	878	2803	3681	1997	1609	13	597	1132	482	9283	113.2	+1.1	
Bkn.	3410	7255	.470	1066	2865	.372	1401	1736	.807	843	2788	3631	2088	1496	7	563	1035	409	9287	113.3	-2.9	
Chi.	3370	7131	.473	1196	3235	.370	1388	1789	.776	829	2729	3558	2287	1538	9	555	1147	404	9324	113.7	-1.4	
Sac.	3414	7114	.480	1074	2775	.387	1513	1892	.800	747	2740	3487	2208	1504	7	606	1139	370	9415	114.8	+1.7	
G.S.	3453	7415	.466	1088	3030	.359	1449	1840	.788	892	2627	3519	2187	1471	9	633	1067	407	9443	115.2	+2.6	
Port.	3485	7104	.491	957	2730	.351	1535	1938	.792	868	2726	3594	2225	1467	8	729	1173	528	9462	115.4	-9.0	
Dall.	3522	7413	.475	1075	2921	.368	1364	1772	.770	896	2800	3696	2258	1667	11	603	1127	331	9483	115.6	+2.2	
Milw.	3543	7537	.470	1032	2897	.356	1423	1764	.807	843	2765	3608	2169	1576	4	580	986	347	9541	116.4	+2.6	
Cha.	3555	7191	.494	1118	2965	.377	1352	1699	.796	867	2853	3720	2356	1432	5	582	1117	396	9580	116.8	-10.2	
LA-L	3643	7687	.474	1170	3109	.376	1174	1476	.795	893	2719	3612	2316	1619	16	673	1100	390	9630	117.4	+0.6	
S.A.	3684	7570	.487	1040	2791	.373	1316	1679	.784	860	2857	3717	2296	1470	12	733	1098	380	9724	118.6	-6.5	
Tor.	3669	7476	.491	1120	2979	.376	1283	1627	.789	919	2785	3704	2346	1487	5	595	1137	474	9741	118.8	-6.4	
Det.	3578	7301	.490	991	2682	.370	1610	2013	.800	791	2745	3536	2216	1457	5	727	1019	490	9757	119.0	-9.1	
Ind.	3653	7361	.496	877	2404	.365	1677	2130	.787	901	2654	3555	2020	1501	4	543	1142	440	9860	120.2	+3.0	
Atl.	3659	7394	.495	1147	2987	.384	1417	1790	.792	870	2758	3628	2314	1594	9	638	1158	461	9882	120.5	-2.2	
Utah	3654	7509	.487	1213	3070	.395	1364	1768	.771	900	2564	3464	2442	1577	8	704	1009	528	9885	120.5	-4.9	
Wash.	3777	7618	.4																			

TEAMS' STATISTICS (PER GAME) / INCLUDES GAMES OF SUNDAY, APRIL 14, 2024

Table with 20 columns: TEAM, G, MADE, ATT, PCT, 3-PT. F.G.'S (MADE, ATT, PCT), FREE THROWS (MADE, ATT, PCT), REBOUNDS (OFF, DEF, TOT), MISCELLANEOUS (AST, PF, DQ, STL, TO, BLK, PTS). Row 1 (Atl.): 82, 43.04, 92.49, .465, 13.72, 37.71, .364, 18.54, 23.24, .797, 12.49, 32.18, 44.67, 26.59, 18.56, 0.09, 7.50, 13.54, 4.50, 118.3.

OPPONENTS' STATISTICS (PER GAME) / INCLUDES GAMES OF SUNDAY, APRIL 14, 2024

Table with 20 columns: TEAM, G, MADE, ATT, PCT, 3-PT. F.G.'S (MADE, ATT, PCT), FREE THROWS (MADE, ATT, PCT), REBOUNDS (OFF, DEF, TOT), MISCELLANEOUS (AST, PF, DQ, STL, TO, BLK, PTS). Row 1 (Atl.): 82, 44.62, 90.17, .475, 13.99, 36.43, .384, 17.28, 21.83, .792, 10.61, 33.63, 44.24, 28.22, 19.44, 0.11, 7.78, 14.12, 5.62, 120.5.



INCLUDES GAMES OF SUNDAY, APRIL 14, 2024

TEAMS' STATISTICS, RANK WITHIN LEAGUE

	ATL	BOS	BKN	CHA	CHI	CLE	DAL	DEN	DET	GS	HOU	IND	LAC	LAL	MEM	MIA	MIL	MIN	NO	NY	OKC	ORL	PHI	PHO	POR	SAC	SA	TOR	UTA	WAS
Points/game	5	2	25	28	22	20	7	14	27	8	16	1	12	6	30	26	4	18	13	19	3	24	15	10	29	9	23	21	11	17
FG pct.	21	8	28	26	18	12	11	4	24	13	27	1	6	2	30	22	7	10	9	20	3	15	23	5	29	14	25	16	19	17
FT pct.	8	7	28	11	10	22	27	25	12	17	20	13	3	15	23	5	19	18	21	16	4	26	2	6	9	30	14	29	1	24
3-pt FG pct.	17	2	19	21	20	15	13	10	26	7	23	9	6	8	29	12	11	3	4	14	1	24	18	5	30	16	28	27	22	25
Off. Reb./gm	3	14	7	27	8	22	23	13	15t	5	6	20	21	30	10	26	24	25	17	1	29	15t	9	19	2	12	18	11	4	28
Def. Reb./gm	22	1	20	29	19	11	14	9	18	4	6	28	17	2	27	16	3	5	10	21	12t	25	23	7	30	15	8	26	12t	24
Rebounds/game	6	2	11	30	14	17	21	7	16	1	3t	28	19	18	24	26	9	15	13	5	27	25	20	10	22	12	8	23	3t	29
Assists/game	16	14	20	26	23	8	19	3	22	4	25	1	21	5	27	18	17	15	13	29	11	28	24	12	30	7	2	6	10	9
Steals/game	16	27	28	25	9	19t	24	21	30	23	8	11	7	19t	4	15	26	6	3	17	1t	5	1t	18	12	13	22	10	29	14
Turnovers/gm	16	1	12	18	3	17	4	5	28	23	8	9t	13t	19	26	6	9t	22	11	15	7	24	2	25	29	13t	27	20t	30	20t
Blocks/gm	26	1t	12	25	18	21	17	10	20	23	24	8	15t	11	4	30	15t	5	22	29	1t	13	6t	6t	27	28	3	19	9	14
Pers.Fouls/gm	15	2	13	7	17	5	10	9	28	22	29	30	14	1	20	4	21	18	11	6	19	23	27	8	26	24	3	12	16	25
DQ/game	13t	2t	13t	20t	2t	10t	1	8t	27	13t	29	28	18t	2t	20t	6t	6t	30	13t	8t	10t	2t	20t	13t	25t	25t	10t	20t	18t	20t

OPPONENTS' STATISTICS, RANK WITHIN LEAGUE

	ATL	BOS	BKN	CHA	CHI	CLE	DAL	DEN	DET	GS	HOU	IND	LAC	LAL	MEM	MIA	MIL	MIN	NO	NY	OKC	ORL	PHI	PHO	POR	SAC	SA	TOR	UTA	WAS
Points/game	28	5	15	22	16	7	20	6	26	18	14	27	10	23	12	3	21	1	8	2	11	4	9	13	19	17	24	25	29	30
FG pct.	28	2	13	27	16	6	20	4	24	9	5	30	12	17	19	10	14	1	7	15	3	18	11	8	25	21	23	26	22	29
FT pct.	23	3	30	26	9	21	4	6	28	18	2	17	8	25	11	12	29	14	15	1	20	13	22	7	24	27	16	19	5	10
3-pt FG pct.	28	4	22	26	20	21	18	8	19	11	1	16	14	25	27	5	9	7	2	17	12	10	6	15	3	29	23	24	30	13
Off. Reb./gm	15	26	9t	13	7	5	21	20	4	18	17	24	27	19	16	3	9t	9t	6	8	29	1	25	22	14	2	12	28	23	30
Def. Reb./gm	21	10	24	27	16	12	25	7	19	8	26	11	4	14	29	20	22	5	9	2	13	3	18	1	15	17	28	23	6	30
Rebounds/game	20	14	21	28	16	10	25	7	13	12	24	15	5	19	29	11	18	4	8	2	23	1	22	3	17	9	27	26	6	30
Assists/game	25	5	7	28	23	6	22	9	20	16	2	4	12	26	15	14	13	3	17	8	18	1	10	11	21	19	24	27	30	29
Steals/game	21	2	8	11t	7	19	16	9	28	20	14t	4t	14t	25	24	4t	10	18	3	6	11t	23	1	26	29	17	30	13	27	22
Turnovers/gm	8	29t	25	17	10	18	15	27	26	23	14	11	22	19	2	16	29t	7	6	21	1	3	4	24	5	12	20	13	28	9
Blocks/gm	22	1	16	13	14	17	2	12	25	15	24	21	9	11	30	10	3	5	19	20	18	7	27	6	28t	4	8	23	28t	26
Pers.Fouls/gm	7	30	21	29	14	16	2	26t	28	24	6	20	15	4	13	11	9	3	18	10	12	1	17	5	26t	19	25	22	8	23
DQ/game	9t	20t	17t	23t	9t	7t	5t	27t	23t	9t	2t	27t	20t	1	7t	9t	27t	9t	20t	14t	23t	5t	17t	2t	14t	17t	4	23t	14t	30

COMBINATION TEAM/OPPONENT STATISTICS, RANK WITHIN LEAGUE

Pts/game/diff.	21	1	22	30	20	13	14	4	28	12	18	9t	7	19	26	16	11	3	6	5	2	15	9t	8	27	17	25	24	23	29
Off. Reb. Pct.	5	12	8	27	9	21	24	6	18	4	10	20	16	30	19	26	25	22	15	1	28	7	13	11	3	14	23	17	2	29
Def. Reb. Pct.	20	11	16	24	10	7	19	18	4	13	15	26	23	12	22	2	5	8	6	14	29	3	25	17	27	1	9	28	21	30
Total Reb. Pct.	6	11	10	28	8	16	26	14	12	2	13	25	20	27	23	18	22	17	9	1	29	3	21	15	7	5	19	24	4	30



INCLUDES GAMES OF SUNDAY, APRIL 14, 2024

TEAM	POINTS		FIELD GOAL		TURNOVERS		REBOUND			BELOW		OVERTIME		DECIDED		DECIDED	
	PER GAME		PERCENTAGE		PER GAME		PERCENTAGES			100 PTS.		GAMES		3 PTS.		10 PTS.	
	OWN	OPP.	OWN	OPP.	OWN	OPP.	OFF.	DEF.	TOT.	OWN	OPP.	W	L	W	L	W	L
Atlanta	118.3	120.5	.465	.495	13.5	14.1	.271	.752	.511	6	6	4	2	9	6	15	21
Boston	120.6	109.2	.487	.453	11.9*	12.0	.249	.763	.506	3	15	2	4	6	7	42	5
Brooklyn	110.4	113.3	.456	.470	13.1	12.6	.252	.760	.506	16	9	1	4	4	6	17	28
Charlotte	106.6	116.8	.460	.494	13.8	13.6	.211	.745	.478	29	7	1	1	7	3	5	43
Chicago	112.3	113.7	.470	.473	12.2	14.0	.251	.764	.507	10	9	7	4	6	8	12	25
Cleveland	112.6	110.2	.479	.463	13.6	13.6	.232	.769	.500	10	14	3	1	9	5	24	16
Dallas	117.8	115.7	.481	.475	12.5	13.7	.222	.752	.487	7	9	1	0	5	2	31	21
Denver	114.8	109.6	.496	.462	12.6	12.4	.255	.756	.505	8	7	0	1	6	6	28	10
Detroit	109.9	119.0	.463	.490	15.2	12.4	.239	.773	.506	11	5	1	2	1	7	8	39
Golden State	117.8	115.2	.477	.466	14.3	13.0	.275	.761	.518	3	9	1	4	4	11	24	12
Houston	114.3	113.2	.459	.463	12.7	13.8	.251	.760	.506	9	9	2	5	8	5	23	17
Indiana	123.3*	120.2	.507*	.496	12.9	13.9	.238	.741	.489	1	3	0	1	6	5	30	16
L.A. Clippers	115.6	112.3	.489	.468	13.2	13.0	.244	.748	.496	5	11	0	1	6	4	28	17
L.A. Lakers	118.0	117.4	.499	.474	14.0	13.4	.199	.762	.481	4	7	4	1	11	4	20	25
Memphis	105.8	112.8	.435	.474	15.1	15.1	.238	.748	.493	22	9	1	3	6	3	11	31
Miami	110.2	108.4	.465	.467	12.7	13.7	.218	.781	.500	18	14	2	0	8	4	21	15
Milwaukee	119.0	116.3	.487	.470	12.9	12.0	.218	.772	.495	6	10	2	2	4	6	25	16
Minnesota	113.0	106.5*	.485	.450*	14.2	14.2	.232	.769	.500	5	23	1	4	7	6	32	10
New Orleans	115.1	110.7	.486	.464	13.0	14.2	.244	.769	.506	9	11	0	1	1	7	32	18
New York	112.8	108.2	.465	.470	13.2	13.2	.294*	.761	.527*	10	23	1	1	4	3	32	16
Oklahoma City	120.1	112.7	.499	.455	12.7	15.7*	.211	.738	.475	3	12	3	1	6	3	32	10
Orlando	110.5	108.4	.476	.474	14.7	15.1	.253	.781	.517	14	23	2	1	6	9	27	20
Philadelphia	114.6	111.5	.464	.468	12.0	14.7	.248	.743	.496	13	16	1	2	3	4	27	18
Phoenix	116.2	113.2	.493	.464	14.9	12.7	.250	.756	.503	5	6	3	0	8	6	29	14
Portland	106.4	115.4	.439	.491	15.2	14.3	.275	.740	.508	24	6	5	3	5	6	5	38
Sacramento	116.6	114.8	.477	.480	13.2	13.9	.245	.784*	.515	9	12	5	1	6	5	26	19
San Antonio	112.1	118.6	.462	.487	15.2	13.4	.229	.764	.496	13	6	3	2	5	7	12	31
Toronto	112.3	118.8	.471	.491	14.0	13.9	.242	.739	.491	12	6	1	3	5	10	10	30
Utah	115.7	120.5	.467	.487	15.7	12.3	.281	.752	.516	9	2	2	2	5	8	15	33
Washington	113.7	123.0	.470	.496	14.0	14.1	.200	.725	.462	7	2	0	2	4	5	6	35

COMPOSITE; 2460 games 114.2 .474 13.6 .242 .758 301 301 59 171 649

* - League Leader

REBOUND PERCENTAGES

OFF. - Percentage of a given team's missed shots which that team rebounds.

DEF. - Percentage of opponents' missed shots which a given team rebounds.

TOT. - Average of offensive and defensive rebound percentages.

INCLUDES GAMES OF SUNDAY, APRIL 14, 2024

SINGLE-GAME HIGHS / PLAYERS

Minutes -- 54, Maxey, PHI at SA, 4/7 (2 OT)
 Minutes -- 48, Hart, NY at GS, 3/18
 Minutes -- 48, McBride, NY vs. BKN, 3/23
 Field Goals -- 25, Brunson, NY at SA, 3/29 (OT)
Field Goals -- 25, Doncic, DAL at ATL, 1/26
 FG Attempts -- 47, Brunson, NY at SA, 3/29 (OT)
 FG Attempts -- 41, Embiid, PHI vs. SA, 1/22
 3-Pt. Field Goals -- 12, Murray, SAC vs. UTA, 12/16
 3-Pt. FG Attempts -- 23, Curry, GS at ATL, 2/3 (OT)
 3-Pt. FG Attempts -- 20, DiVincenzo, NY vs. DET, 3/25
 Free Throws -- 24, G. Antetokounmpo, MIL vs. IND, 12/13
 FT Attempts -- 32, G. Antetokounmpo, MIL vs. IND, 12/13
 Off. Rebounds -- 15, M. Williams, CHA at WAS, 11/10
 Def. Rebounds -- 20, Drummond, CHI vs. PHI, 12/30
 Def. Rebounds -- 20, Sabonis, SAC at MEM, 1/29
 Rebounds -- 31, Nurkic, PHO vs. OKC, 3/3
 Assists -- 23, Haliburton, IND vs. NY, 12/30
 Steals -- 7, (4 times, most recently) Mann, CHA at ATL, 4/10
 Turnovers -- 11, Sabonis, SAC vs. CHA, 1/2
 Blocks -- 10, Wembanyama, SA at TOR, 2/12
Points -- 73, Doncic, DAL at ATL, 1/26

SINGLE-GAME HIGHS AND LOWS / TEAMS

Field Goals -- 65, Indiana vs. ATL, 4/14
 Fewest Field Goals -- 26, New York vs. PHI, 3/10
 FG Attempts -- 119, Golden State vs. LAL, 1/27 (2 OT)
 FG Attempts -- 119, Milwaukee vs. LAL, 3/26 (2 OT)
 FG Attempts -- 110, Charlotte at WAS, 11/10
 Fewest FG Attempts -- 67, Minnesota vs. LAC, 1/14
 Field Goal Pct. -- .671, Indiana at ATL, 1/12
 Lowest Field Goal Pct. -- .277, Portland at OKC, 1/11
 3-Pt. Field Goals -- 27, Houston vs. UTA, 3/23
 3-Pt. FG Attempts -- 63, Oklahoma City vs. TOR, 2/4 (2 OT)
 3-Pt. FG Attempts -- 58, Sacramento at OKC, 4/9
 3-Pt. FG Pct. -- .645, L.A. Lakers vs. CHI, 1/25
 Free Throws -- 44, Phoenix vs. GS, 11/22
 Fewest Free Throws -- 0, Boston at MIL, 4/9
 FT Attempts -- 52, Phoenix vs. GS, 11/22
 Fewest FT Attempts -- 0, Boston at MIL, 4/9
 Free Throw Pct. -- 1.000, Oklahoma City vs. TOR, 2/4 (2 OT)
 Free Throw Pct. -- 1.000, (48 times, most recently) Washington at BOS, 4/14
 Lowest Free Throw Pct. -- .333, Golden State vs. MEM, 3/20
 Off. Rebounds -- 28, Charlotte at WAS, 11/10
 Fewest Off. Rebounds -- 0, L.A. Clippers vs. DET, 2/10
 Def. Rebounds -- 55, Oklahoma City vs. SA, 4/10
 Fewest Def. Rebounds -- 16, Atlanta vs. IND, 1/12
 Rebounds -- 74, Chicago vs. CLE, 2/28 (2 OT)
 Rebounds -- 67, Charlotte at WAS, 11/10
 Fewest Rebounds -- 25, (3 times, most recently) Indiana vs. HOU, 2/6
 Assists -- 50, Indiana vs. ATL, 1/5
 Fewest Assists -- 11, Philadelphia at GS, 1/30
 Personal Fouls -- 34, Golden State vs. LAL, 1/27 (2 OT)
 Personal Fouls -- 34, Houston at DAL, 4/7 (OT)
 Personal Fouls -- 34, Golden State at PHO, 11/22
 Personal Fouls -- 34, Portland at DAL, 1/3
 Fewest Personal Fouls -- 4, Milwaukee vs. BOS, 4/9
 Steals -- 20, Sacramento at LAL, 11/15
 Turnovers -- 29, Golden State at OKC, 12/8 (OT)
 Turnovers -- 27, Indiana at ATL, 1/12
 Turnovers -- 27, Toronto vs. OKC, 3/22
 Fewest Turnovers -- 3, Boston vs. DEN, 1/19
 Fewest Turnovers -- 3, Boston at POR, 3/11
 Blocks -- 17, Memphis at NO, 12/26 (OT)
 Blocks -- 17, Philadelphia vs. POR, 10/29
 Points -- 157, Indiana at ATL, 11/21
 Points -- 157, Indiana vs. ATL, 4/14
 Fewest Points -- 73, New York vs. PHI, 3/10

INCLUDES GAMES OF SUNDAY, APRIL 14, 2024

SCORING AVERAGE	G	FG	FT	PTS	AVG
1. Doncic, Dal.	70	804	478	2370	33.9
G. Antetokounmpo, Mil.	73	837	514	2222	30.4
Gilgeous-Alexander, OK75	79	796	567	2254	30.1
Brunson, N.Y.	77	790	421	2212	28.7
Durant, Pho.	75	751	362	2032	27.1
Booker, Pho.	68	642	405	1841	27.1
Tatum, Bos.	74	672	414	1987	26.9
Fox, Sac.	74	720	312	1966	26.6
Curry, G.S.	74	650	299	1956	26.4
Jokic, Den.	79	822	358	2085	26.4
Maxey, Phi.	70	638	328	1816	25.9
Edwards, Min.	79	718	423	2049	25.9
James, LA-L	71	685	303	1822	25.7
14. Irving, Dal.	58	562	190	1487	25.6
Davis, LA-L	76	713	421	1876	24.7
Lillard, Mil.	73	541	473	1775	24.3
DeRozan, Chi.	79	650	522	1897	24.0
Leonard, LA-C	68	610	253	1613	23.7
Brown, Bos.	70	627	211	1610	23.0
Williamson, N.O.	70	624	347	1601	22.9
Cunningham, Det.	62	524	238	1405	22.7
George, LA-C	74	582	264	1671	22.6
Banchero, Orl.	80	640	405	1804	22.6
Jackson Jr., Mem.	66	516	337	1486	22.5
Murray, Atl.	78	672	208	1753	22.5
Thomas, Bkn.	66	526	286	1482	22.5
Kuzma, Was.	70	608	186	1553	22.2
Towns, Min.	62	479	255	1349	21.8
Siakam, Tor.-Ind.	80	681	290	1737	21.7
Wembanyama, S.A.	71	551	292	1522	21.4
Murray, Den.	59	474	157	1250	21.2
Sengun, Hou.	63	527	244	1331	21.1
Bridges, Cha.	69	559	174	1449	21.0
Ingram, N.O.	64	500	246	1332	20.8
Butler, Mia.	60	396	394	1246	20.8
Barrett, N.Y.-Tor.	58	436	208	1170	20.2
Haliburton, Ind.	69	500	194	1389	20.1
McCollum, N.O.	66	484	115	1322	20.0
Barnes, Tor.	60	447	196	1191	19.9
Rozier, Cha.-Mia.	61	442	172	1205	19.8

REBOUNDS PER GAME	G	OFF	DEF	TOT	AVG
Sabonis, Sac.	82	294	826	1120	13.7
Gobert, Min.	76	285	697	982	12.9
Davis, LA-L	76	239	722	961	12.6
Jokic, Den.	79	223	753	976	12.4
Duren, Det.	61	192	517	709	11.6
G. Antetokounmpo, Mil.	73	196	645	841	11.5
Nurkic, Pho.	76	224	613	837	11.0
Wembanyama, S.A.	71	161	594	755	10.6
Capela, Atl.	73	335	441	776	10.6
Vucevic, Chi.	76	210	591	801	10.5
Allen, Cle.	77	243	568	811	10.5
Adebayo, Mia.	71	159	578	737	10.4
Claxton, Bkn.	71	193	513	706	9.9
Sengun, Hou.	63	183	406	589	9.3
15. Doncic, Dal.	70	59	588	647	9.2
Zubac, LA-C	68	196	430	626	9.2
Drummond, Chi.	79	265	443	708	9.0
Valanciunas, N.O.	82	186	535	721	8.8
Collins, Utah	68	157	418	575	8.5
Hartenstein, N.Y.	75	244	382	626	8.3
Hart, N.Y.	81	128	547	675	8.3
Towns, Min.	62	94	421	515	8.3
Barnes, Tor.	60	141	353	494	8.2
Tatum, Bos.	74	67	534	601	8.1
Smith Jr., Hou.	76	139	477	616	8.1
Richards, Cha.	67	172	367	539	8.0
Holmgren, OKC.	82	129	519	648	7.9
28. Gafford, Was.-Dal	174	195	367	562	7.6
Kessler, Utah	64	165	316	481	7.5
Portis Jr., Mil.	82	142	465	607	7.4
Bridges, Cha.	69	71	434	505	7.3
James, LA-L	71	61	457	518	7.3
Avdija, Was.	75	84	456	540	7.2
Siakam, Tor.-Ind.	80	139	426	565	7.1
Walker, Por.	72	151	357	508	7.1
Porter Jr., Den.	81	106	459	565	7.0
Banchero, Orl.	80	82	472	554	6.9
Turner, Ind.	77	113	420	533	6.9
Kuzma, Was.	70	62	402	464	6.6
Durant, Pho.	75	41	454	495	6.6

ASSISTS PER GAME	G	AST	AVG
Haliburton, Ind.	69	752	10.9
2. Doncic, Dal.	70	686	9.8
Jokic, Den.	79	708	9.0
Harden, Phi.-LA-C	72	614	8.5
James, LA-L	71	589	8.3
Sabonis, Sac.	82	673	8.2
VanVleet, Hou.	73	589	8.1
Cunningham, Det.	62	464	7.5
Jones, Was.	66	485	7.3
Lillard, Mil.	73	508	7.0
Booker, Pho.	68	472	6.9
Paul, G.S.	58	393	6.8
Brunson, N.Y.	77	519	6.7
G. Antetokounmpo, Mil.	73	476	6.5
Murray, Den.	59	384	6.5
Murray, Atl.	78	502	6.4
Russell, LA-L	76	482	6.3
Jones, S.A.	77	478	6.2
Gilgeous-Alexander, OK75	75	465	6.2
Maxey, Phi.	70	433	6.2
Schroder, Tor.-Bkn.	80	488	6.1
Barnes, Tor.	60	363	6.0
Conley, Min.	76	449	5.9
Ingram, N.O.	64	363	5.7
Fox, Sac.	74	418	5.6
Rozier, Cha.-Mia.	61	342	5.6
McConnell, Ind.	71	390	5.5
Reaves, LA-L	82	450	5.5
Henderson, Por.	62	336	5.4
Banchero, Orl.	80	431	5.4
DeRozan, Chi.	79	421	5.3
White, Bos.	73	377	5.2
33. Irving, Dal.	58	299	5.2
Monk, Sac.	72	370	5.1
Edwards, Min.	79	405	5.1
White, Chi.	79	405	5.1
Curry, G.S.	74	379	5.1
LeVert, Cle.	68	346	5.1
Durant, Pho.	75	378	5.0
Williamson, N.O.	70	352	5.0



INCLUDES GAMES OF SUNDAY, APRIL 14, 2024

FIELD GOAL PCT.	FG	FGA	PCT	3-PT FIELD GOAL PCT.	3FG	3GA	PCT	FREE THROW PCT.	FT	FTA	PCT
1. Gafford, Was.-Dal.	348	480	.725	Allen, Pho.	205	445	.461	Thompson, G.S.	127	137	.927
Gobert, Min.	406	614	.661	Kennard, Mem.	107	238	.450	Curry, G.S.	299	324	.923
Zubac, LA-C	337	519	.649	Conley, Min.	179	405	.442	Bogdanovic, Atl.	151	164	.921
Allen, Cle.	519	819	.634	G. Mathews, Atl.	85	193	.440	Lillard, Mil.	473	514	.920
Claxton, Bkn.	366	582	.629	Powell, LA-C	167	384	.435	Simons, Por.	163	178	.916
Duren, Det.	349	564	.619	Beal, Pho.	101	235	.430	George, LA-C	264	291	.907
G. Antetokounmpo, Mil	837	1369	.611	McCollum, N.O.	239	557	.429	7. Irving, Dal.	190	210	.905
M. Wagner, Orl.	332	552	.601	Holiday, Bos.	138	322	.429	White, Bos.	137	152	.901
Sabonis, Sac.	634	1068	.594	Jal. Williams, OKC.	103	241	.427	Markkanen, Utah	249	277	.899
Jokic, Den.	822	1411	.583	Murray, Den.	145	341	.425	Booker, Pho.	405	457	.886
E. Mobley, Cle.	320	552	.580	Hauser, Bos.	197	465	.424	Leonard, LA-C	253	286	.885
Toppin, Ind.	332	579	.573	Hachimura, LA-L	98	232	.422	Embiid, Phi.	399	452	.883
Capela, Atl.	353	618	.571	Nesmith, Ind.	140	334	.419	Clarkson, Utah	177	201	.881
Williamson, N.O.	624	1094	.570	Wallace, OKC.	98	234	.419	Harris, Phi.	187	213	.878
Ayton, Por.	427	749	.570	Horford, Bos.	108	258	.419	Harden, Phi.-LA-C	302	344	.878
Valanciunas, N.O.	402	719	.559	Jones, N.O.	114	273	.418	Allen, Pho.	129	147	.878
McConnell, Ind.	330	593	.556	Leonard, LA-C	140	336	.417	Poole, Was.	192	219	.877
Gordon, Den.	398	716	.556	Joe, OKC.	147	353	.416	Gilgeous-Alexander, O	567	649	.874
Davis, LA-L	713	1283	.556	Towns, Min.	136	327	.416	Towns, Min.	255	292	.873
James, LA-L	685	1269	.540	Russell, LA-L	226	545	.415	Bane, Mem.	140	161	.870
Jal. Williams, OKC.	536	993	.540	Reid, Min.	169	408	.414	Rozier, Cha.-Mia.	172	198	.869
Hachimura, LA-L	363	676	.537	Jones, Was.	106	256	.414	Cunningham, Det.	238	274	.869
Sengun, Hou.	527	982	.537	Beasley, Mil.	224	542	.413	Burks, Det.-N.Y.	145	167	.868
Siakam, Tor.-Ind.	681	1271	.536	George, LA-C	243	588	.413	Maxey, Phi.	328	378	.868
Gilgeous-Alexander, O	796	1487	.535	Durant, Pho.	168	407	.413	Jones, N.O.	137	158	.867
Collins, Utah	397	746	.532	Brogdon, Por.	82	199	.412	Mitchell, Cle.	275	318	.865
Holmgren, OKC.	505	953	.530	27. Irving, Dal.	173	421	.411	VanVleet, Hou.	197	229	.860
Kuminga, G.S.	456	862	.529	McDermott, S.A.-Ind.	94	229	.410	Sexton, Utah	318	370	.859
Embiid, Phi.	450	851	.529	James, LA-L	149	363	.410	Butler, Mia.	394	459	.858
Leonard, LA-C	610	1162	.525	McBride, N.Y.	109	266	.410	Porzingis, Bos.	259	302	.858
Turner, Ind.	476	909	.524	Caruso, Chi.	136	333	.408	Thomas, Bkn.	286	334	.856
Durant, Pho.	751	1436	.523	Curry, G.S.	357	876	.408	Durant, Pho.	362	423	.856
Adebayo, Mia.	530	1017	.521	Portis Jr., Mil.	100	246	.407	Young, Atl.	348	407	.855
Porzingis, Bos.	388	752	.516	Caldwell-Pope, Den.	125	308	.406	Haliburton, Ind.	194	227	.855
Beal, Pho.	377	735	.513	Merrill, Cle.	143	354	.404	Murray, Den.	157	184	.853
Johnson, Atl.	359	702	.511	Dosunmu, Chi.	119	295	.403	Quickley, N.Y.-Tor.	209	245	.853
Nurkic, Pho.	320	627	.510	Toppin, Ind.	102	253	.403	DeRozan, Chi.	522	612	.853
Portis Jr., Mil.	466	918	.508	Grant, Por.	111	276	.402	Reaves, LA-L	232	272	.853
Avdija, Was.	406	803	.506	DiVincenzo, N.Y.	283	705	.401	39. Hardaway Jr., Dal.	144	169	.852
Jones, S.A.	303	600	.505	Fontecchio, Utah-Det.	134	334	.401	F. Wagner, Orl.	271	319	.850

INCLUDES GAMES OF SUNDAY, APRIL 14, 2024

STEALS PER GAME	G	STL	AVG	BLOCKS PER GAME	G	BLK	AVG	MINUTES PER GAME	G	MIN	AVG
Fox, Sac.	74	150	2.03	Wembanyama, S.A.	71	254	3.58	DeRozan, Chi.	79	2989	37.8
Gilgeous-Alexander, OKC.	75	150	2.00	Kessler, Utah	64	154	2.41	Maxey, Phi.	70	2626	37.5
Thybulle, Por.	65	113	1.74	B. Lopez, Mil.	79	189	2.39	3. Doncic, Dal.	70	2624	37.5
Caruso, Chi.	71	120	1.69	Davis, LA-L	76	178	2.34	Bridges, Cha.	69	2581	37.4
Leonard, LA-C	68	111	1.63	Holmgren, OKC.	82	190	2.32	Durant, Pho.	75	2791	37.2
George, LA-C	74	113	1.53	Gobert, Min.	76	162	2.13	VanVleet, Hou.	73	2684	36.8
Murray, Atl.	78	111	1.42	7. Gafford, Was.-Dal.	74	153	2.07	White, Chi.	79	2881	36.5
8. Doncic, Dal.	70	99	1.41	Claxton, Bkn.	71	146	2.06	Booker, Pho.	68	2447	36.0
Suggs, Orl.	75	106	1.41	Turner, Ind.	77	144	1.87	Fox, Sac.	74	2659	35.9
Daniels, N.O.	61	85	1.39	Jackson Jr., Mem.	66	106	1.61	Tatum, Bos.	74	2645	35.7
VanVleet, Hou.	73	101	1.38	Barnes, Tor.	60	88	1.47	Sabonis, Sac.	82	2928	35.7
Jones, N.O.	76	105	1.38	Capela, Atl.	73	106	1.45	Murray, Atl.	78	2783	35.7
Jokic, Den.	79	108	1.37	Zubac, LA-C	68	83	1.22	Davis, LA-L	76	2700	35.5
DiVincenzo, N.Y.	81	107	1.32	Durant, Pho.	75	91	1.21	Brunson, N.Y.	77	2726	35.4
Butler, Mia.	60	79	1.32	Isaac, Orl.	58	70	1.21	Lillard, Mil.	73	2579	35.3
Caldwell-Pope, Den.	76	98	1.29	White, Bos.	73	87	1.19	James, LA-L	71	2504	35.3
Edwards, Min.	79	101	1.28	Bitadze, Orl.	62	72	1.16	G. Antetokounmpo, Mil.	73	2567	35.2
18. Irving, Dal.	58	74	1.28	Hartenstein, N.Y.	75	85	1.13	Edwards, Min.	79	2770	35.1
Thompson, Hou.	62	78	1.26	Jackson-Davis, G.S.	68	76	1.12	19. Irving, Dal.	58	2030	35.0
James, LA-L	71	89	1.25	Richards, Cha.	67	74	1.10	Banchero, Orl.	80	2799	35.0
Barnes, Tor.	60	75	1.25	Watson, Den.	80	88	1.10	Barnes, Tor.	60	2094	34.9
Wembanyama, S.A.	71	88	1.24	G. Antetokounmpo, Mil.	73	79	1.08	Bridges, Bkn.	82	2854	34.8
Bogdanovic, Atl.	79	96	1.22	Nurkic, Pho.	76	80	1.05	Jokic, Den.	79	2737	34.6
Jackson Jr., Mem.	66	80	1.21	Allen, Cle.	77	81	1.05	Vucevic, Chi.	76	2610	34.3
Paul, G.S.	58	70	1.21	Reed, Phi.	82	84	1.02	Harden, Phi.-LA-C	72	2470	34.3
Sengun, Hou.	63	76	1.21	I. Jackson, Ind.	60	61	1.02	Leonard, LA-C	68	2330	34.3
Haliburton, Ind.	69	83	1.20	Caruso, Chi.	71	70	0.99	Gobert, Min.	76	2593	34.1
Davis, LA-L	76	91	1.20	Kornet, Bos.	63	61	0.97	Butler, Mia.	60	2042	34.0
G. Antetokounmpo, Mil.	73	87	1.19	Horford, Bos.	65	62	0.95	Gilgeous-Alexander, OKC.	75	2553	34.0
Brown, Bos.	70	83	1.19	Thompson, Det.	63	59	0.94	Adebayo, Mia.	71	2416	34.0
Hartenstein, N.Y.	75	87	1.16	Adebayo, Mia.	71	66	0.93	Harris, Phi.	70	2368	33.8
Conley, Min.	76	88	1.16	Achiuwa, Tor.-N.Y.	74	68	0.92	George, LA-C	74	2502	33.8
Adebayo, Mia.	71	81	1.14	Reid, Min.	81	73	0.90	Murray, Sac.	77	2589	33.6
DeRozan, Chi.	79	90	1.14	Collins, Utah	68	61	0.90	Allen, Pho.	75	2513	33.5
Oubre Jr., Phi.	68	77	1.13	Gilgeous-Alexander, OKC.	75	67	0.89	Brown, Bos.	70	2343	33.5
Jal. Williams, OKC.	71	80	1.13	Aldama, Mem.	61	54	0.89	Cunningham, Det.	62	2074	33.5
LeVert, Cle.	68	76	1.12	Leonard, LA-C	68	59	0.87	Rozier, Cha.-Mia.	61	2040	33.4
Poole, Was.	78	86	1.10	Jokic, Den.	79	68	0.86	Hart, N.Y.	81	2707	33.4
Williamson, N.O.	70	77	1.10	Theis, Ind.-LA-C	60	51	0.85	Siakam, Tor.-Ind.	80	2658	33.2
Westbrook, LA-C	68	74	1.09	Valanciunas, N.O.	82	68	0.83	Vassell, S.A.	68	2248	33.1

ROOKIE LEADERS / INCLUDES GAMES OF SUNDAY, APRIL 14, 2024

SCORING AVERAGE						REBOUNDS PER GAME					ASSISTS PER GAME				
G	FG	FT	PTS	AVG		G	OFF	DEF	TOT	AVG	G	AST	AVG		
Wembanyama, S.A.	71	551	292	1522	21.4	Wembanyama, S.A.	71	161	594	755	10.6	Henderson, Por.	62	336	5.4
Miller, Cha.	74	476	143	1279	17.3	Holmgren, OKC.	82	129	519	648	7.9	George, Utah	75	332	4.4
Holmgren, OKC.	82	505	218	1357	16.5	Lively, Dal.	55	135	243	378	6.9	Micic, OKC.-Cha.	60	262	4.4
Jackson II, Mem.	48	241	115	699	14.6	Thompson, Hou.	62	148	261	409	6.6	Wembanyama, S.A.	71	274	3.9
Henderson, Por.	62	307	167	868	14.0	Thompson, Det.	63	129	273	402	6.4	Podziemski, G.S.	74	273	3.7
George, Utah	75	319	189	974	13.0	Podziemski, G.S.	74	118	309	427	5.8	Sasser, Det.	71	236	3.3
Whitmore, Hou.	47	212	76	579	12.3	Jackson-Davis, G.S.	68	135	206	341	5.0	Thompson, Hou.	62	163	2.6
Jaquez, Mia.	75	341	142	889	11.9	Camara, Por.	70	139	204	343	4.9	Jaquez, Mia.	75	195	2.6
Thompson, Hou.	62	239	106	592	9.5	Hendricks, Utah	40	46	139	185	4.6	Holmgren, OKC.	82	200	2.4
Podziemski, G.S.	74	271	50	682	9.2	Miller, Cha.	74	60	255	315	4.3	Miller, Cha.	74	175	2.4
Reath, Por.	68	230	69	617	9.1	Jackson II, Mem.	48	53	143	196	4.1	Porter Jr., Cle.	51	118	2.3
Thompson, Det.	63	232	71	556	8.8	Coulibaly, Was.	63	56	200	256	4.1	Thompson, Det.	63	120	1.9
Lively, Dal.	55	221	41	483	8.8	Whitmore, Hou.	47	44	136	180	3.8	Coulibaly, Was.	63	110	1.7
Dick, Tor.	60	189	44	510	8.5	Jaquez, Mia.	75	82	203	285	3.8	Sensabaugh, Utah	32	55	1.7
Coulibaly, Was.	63	188	92	532	8.4	Reath, Por.	68	93	157	250	3.7	Rupert, Por.	39	62	1.6
Sasser, Det.	71	219	58	586	8.3	Murray, Por.	62	85	139	224	3.6	Wallace, OKC.	82	120	1.5
Jackson-Davis, G.S.	68	233	74	540	7.9	Sensabaugh, Utah	32	16	86	102	3.2	Black, Orl.	69	91	1.3
Hawkins, N.O.	67	174	67	524	7.8	Henderson, Por.	62	53	141	194	3.1	Murray, Por.	62	80	1.3
Sensabaugh, Utah	32	85	37	241	7.5	Wilson, Bkn.	43	47	84	131	3.0	Camara, Por.	70	87	1.2
Camara, Por.	70	197	75	527	7.5	George, Utah	75	15	196	211	2.8	Jackson II, Mem.	48	59	1.2

FIELD GOAL PCT.			3-PT FIELD GOAL PCT.			FREE THROW PCT.					
FG	FGA	PCT	3FG	3GA	PCT	FT	FTA	PCT			
Lively, Dal.	221	296	.747								
Jackson-Davis, G.S.	233	332	.702	Smith Jr., Cha.	63	146	.432	George, Utah	189	223	.848
Thompson, Hou.	239	446	.536	Wallace, OKC.	98	234	.419	Hawkins, N.O.	67	80	.838
Holmgren, OKC.	505	953	.530	Podziemski, G.S.	90	234	.385	Miller, Cha.	143	173	.827
Wallace, OKC.	217	442	.491	Hendricks, Utah	53	140	.379	Henderson, Por.	167	204	.819
Jaquez, Mia.	341	697	.489	Sasser, Det.	90	240	.375	Jaquez, Mia.	142	175	.811
Thompson, Det.	232	480	.483	Vezenkov, Sac.	45	120	.375	Wembanyama, S.A.	292	367	.796
Wembanyama, S.A.	551	1186	.465	Miller, Cha.	184	493	.373	Holmgren, OKC.	218	275	.793
Reath, Por.	230	499	.461	Holmgren, OKC.	129	349	.370	Camara, Por.	75	99	.758
Whitmore, Hou.	212	467	.454	Hawkins, N.O.	109	298	.366	Jackson II, Mem.	115	153	.752
				Dick, Tor.	88	241	.365	Reath, Por.	69	93	.742

STEALS PER GAME			BLOCKS PER GAME			MINUTES PER GAME					
G	STL	AVG	G	BLK	AVG	G	MIN	AVG			
Thompson, Hou.	62	78	1.26	Wembanyama, S.A.	71	254	3.58	Miller, Cha.	74	2383	32.2
Wembanyama, S.A.	71	88	1.24	Holmgren, OKC.	82	190	2.32	Wembanyama, S.A.	71	2106	29.7
Thompson, Det.	63	68	1.08	Lively, Dal.	55	77	1.40	Holmgren, OKC.	82	2413	29.4
Jaquez, Mia.	75	77	1.03	Jackson-Davis, G.S.	68	76	1.12	Henderson, Por.	62	1765	28.5
Camara, Por.	70	66	0.94	Thompson, Det.	63	59	0.94	Jaquez, Mia.	75	2113	28.2
Wallace, OKC.	82	76	0.93	Coulibaly, Was.	63	48	0.76	Coulibaly, Was.	63	1715	27.2
Coulibaly, Was.	63	57	0.90	Hendricks, Utah	40	30	0.75	George, Utah	75	2023	27.0
Miller, Cha.	74	66	0.89	Thompson, Hou.	62	38	0.61	Podziemski, G.S.	74	1968	26.6
Murray, Por.	62	53	0.85	Miller, Cha.	74	42	0.57	Jackson II, Mem.	48	1233	25.7
Podziemski, G.S.	74	61	0.82	Reath, Por.	68	38	0.56	Thompson, Det.	63	1583	25.1

TOP PERFORMANCES

POINTS

50	Dirk Nowitzki vs. Phoenix	6/1/06
48	Dirk Nowitzki vs. Oklahoma City	5/17/11
46	Luka Dončić at L.A. Clippers	6/6/21
46	Dirk Nowitzki vs. Portland	4/19/03
45	Luka Dončić at Phoenix	5/2/22
44	Luka Dončić vs. L.A. Clippers	5/28/21
44	Dirk Nowitzki vs. Denver	5/11/09
43	Luka Dončić vs. L.A. Clippers (OT) [^]	8/23/20
43	Rolando Blackman vs. Portland (2OT)	4/18/85
42	Luka Dončić at Golden State	5/20/22
42	Luka Dončić at L.A. Clippers	6/2/21
42	Luka Dončić at L.A. Clippers [^]	8/17/20
42	Dirk Nowitzki at Portland	4/25/03
42	Dirk Nowitzki at San Antonio	5/14/01
41	Jalen Brunson vs. Utah	4/18/22
41	Rolando Blackman vs. Portland (OT)	4/20/85

[^]Game played in Orlando

REBOUNDS

21	Dirk Nowitzki vs. San Antonio	5/19/06
20	Tyson Chandler vs. Portland	4/25/11
20	Dirk Nowitzki at Sacramento (2OT)	5/10/03
20	Roy Tarpley vs. L.A. Lakers	5/27/88
20	Roy Tarpley at L.A. Lakers	5/23/88
20	James Donaldson at Utah	4/23/86
19	Dirk Nowitzki vs. New Orleans	4/25/08
19	Dirk Nowitzki vs. Phoenix	5/24/06
19	Dirk Nowitzki vs. Sacramento	5/17/03
19	Roy Tarpley vs. Denver	5/19/88
19	Sam Perkins vs. Portland (OT)	4/20/85

ASSISTS

16	Derek Harper at L.A. Lakers	4/30/86
15	Steve Nash vs. Sacramento	5/9/02
14	Luka Dončić at L.A. Clippers	6/6/21
14	Luka Dončić at L.A. Clippers	6/2/21
14	Jason Kidd vs. Portland	4/25/11
14	Steve Nash at Sacramento	4/29/04
14	Steve Nash vs. San Antonio	5/12/01
13	Luka Dončić vs. L.A. Clippers (OT) [^]	8/23/20
13	J.J. Barea vs. Houston	4/26/15
13	Steve Nash vs. Sacramento	5/17/03

[^]Game played in Orlando

OPPONENT TOP PERFORMANCES

POINTS

48	Steve Nash vs. Phoenix	5/15/05
45	Kawhi Leonard vs. L.A. Clippers	6/4/21
45	Bonzi Wells vs. Portland	4/23/03
43	Tony Parker vs. San Antonio	4/25/09
43	Dwyane Wade at Miami (OT)	6/18/06
43	Dale Ellis at Seattle	4/28/87
42	James Harden vs. Houston	4/24/15
42	Dwyane Wade at Miami	6/13/06
42	Sleepy Floyd vs. Houston	4/30/88
41	Kawhi Leonard at L.A. Clippers	5/25/21
41	Carmelo Anthony vs. Denver	5/11/09
41	Tim Duncan at San Antonio (OT)	5/22/06
41	Hakeem Olajuwon vs. Houston	4/30/88
40	Kevin Durant vs. Oklahoma City	5/17/11
40	Amar'e Stoudemire at Phoenix	5/9/05
40	Tim Duncan at San Antonio	5/19/03
40	Hakeem Olajuwon at Houston	5/5/88

REBOUNDS

26	Dwight Howard vs. Houston	4/24/15
26	Hakeem Olajuwon vs. Houston	4/30/88
24	Tim Duncan vs. San Antonio	5/23/03
22	Tim Duncan at San Antonio	5/7/01
21	Kevin Garnett vs. Minnesota	4/21/02
20	Tim Duncan vs. San Antonio	5/25/03
20	Tim Duncan at San Antonio	5/14/01
20	Sam Bowie vs. Portland (OT)	4/20/85

ASSISTS

20	Magic Johnson at L.A. Lakers	5/31/88
19	Magic Johnson at L.A. Lakers	5/25/88
18	John Stockton at Utah	4/21/01
17	Chris Paul at New Orleans	4/22/08
17	Steve Nash vs. Phoenix	5/13/05
17	Magic Johnson vs. L.A. Lakers	5/8/86
16	Steve Nash vs. Phoenix	5/24/06
16	Magic Johnson vs. L.A. Lakers (OT)	5/6/84

MAVS LEADERS

POINTS

Dirk Nowitzki	3,663
Jason Terry	1,466
Rolando Blackman	1,039
Mark Aguirre	1,035
Michael Finley	995

POINTS PER GAME (MIN. 5 GP)

LUKA DONČIĆ	32.5
Dirk Nowitzki	25.3
Mark Aguirre	23.0
Monta Ellis	22.8
Rolando Blackman	21.6

current players in CAPS

FIELD GOALS

Dirk Nowitzki	1,220
Jason Terry	532
Mark Aguirre	415
Rolando Blackman	409
Michael Finley	363

FIELD GOAL ATTEMPTS

Dirk Nowitzki	2,642
Jason Terry	1,188
Michael Finley	870
Mark Aguirre	843
Rolando Blackman	822

FIELD GOAL PERCENTAGE (MIN. 100 ATTEMPTS)

James Donaldson (117-170)	.688
Tyson Chandler (76-127)	.598
Erick Dampier (105-194)	.541
Brad Davis (125-236)	.530
Roy Tarpley (171-335)	.510

3-POINT FIELD GOALS

Jason Terry	167
Dirk Nowitzki	149
Michael Finley	109
LUKA DONČIĆ	98
Jason Kidd	88

current players in CAPS

3-POINT FIELD GOAL ATTEMPTS

Jason Terry	424
Dirk Nowitzki	408
Michael Finley	285
LUKA DONČIĆ	268
Jason Kidd	229

current players in CAPS



3-POINT FIELD GOAL PERCENTAGE (MIN. 30 ATTEMPTS)

Steve Nash (79-176)	449
Vince Carter (18-41)	439
Brad Davis (14-32)	438
Dorian Finney-Smith (73-175)	417
Spencer Dinwiddie (40-96)	417

FREE THROWS

Dirk Nowitzki	1,074
Jason Terry	235
Rolando Blackman	218
Josh Howard	208
Mark Aguirre	189

FREE THROW ATTEMPTS

Dirk Nowitzki	1,204
Jason Terry	284
Josh Howard	266
Mark Aguirre	260
LUKA DONČIĆ	250

current players in CAPS

FREE THROW PERCENTAGE (MIN. 75 ATTEMPTS)

Steve Nash (127-141)	.901
Dirk Nowitzki (1,074-1,204)	.892
Rolando Blackman (218-250)	.872
Jay Vincent (108-125)	.864
Michael Finley (160-188)	.851

OFFENSIVE REBOUNDS

Dirk Nowitzki	212
Erick Dampier	170
Josh Howard	128
Roy Tarpley	115
Sam Perkins	107

DEFENSIVE REBOUNDS

Dirk Nowitzki	1,234
Josh Howard	316
LUKA DONČIĆ	243
Michael Finley	220
Jason Kidd	215

current players in CAPS

REBOUNDS

Dirk Nowitzki	1,446
Josh Howard	444
Erick Dampier	356
Roy Tarpley	307
Sam Perkins	302

REBOUNDS PER GAME (MIN. 5 GP)

Roy Tarpley	12.8
Antoine Walker	10.0
Dirk Nowitzki	10.0
Tyson Chandler	9.5
LUKA DONČIĆ	9.3

current players in CAPS

ASSISTS

Dirk Nowitzki	360
Steve Nash	324
Jason Kidd	312
Jason Terry	302
Derek Harper	295

ASSISTS PER GAME (MIN. 5 GP)

LUKA DONČIĆ	7.9
Steve Nash	7.5
Jason Kidd	6.8
Derek Harper	6.1
Jose Calderon	4.4

STEALS

Dirk Nowitzki	149
Jason Kidd	95
Jason Terry	87
Derek Harper	83
Michael Finley	71

BLOCKS

Dirk Nowitzki	129
Raef LaFrentz	65
Erick Dampier	59
Shawn Bradley	47
Roy Tarpley	43

TURNOVERS

Dirk Nowitzki	328
Jason Terry	158
Josh Howard	129
LUKA DONČIĆ	122
Steve Nash	118

current players in CAPS

FOULS

Dirk Nowitzki	407
Josh Howard	213
Erick Dampier	213
Jason Terry	199
Mark Aguirre	142

DISQUALIFICATIONS

Erick Dampier	5
Mark Aguirre	5
Raef LaFrentz	5
Josh Howard	4
Sam Perkins	4
Roy Tarpley	4

GAMES

Dirk Nowitzki	145
Jason Terry	87
Josh Howard	62
Erick Dampier	57
Michael Finley	56

STARTS

Dirk Nowitzki	145
Josh Howard	57
Michael Finley	56
Jason Kidd	46
Jason Terry	46

MINUTES

Dirk Nowitzki	5,895
Jason Terry	3,076
Michael Finley	2,316
Josh Howard	2,052
Rolando Blackman	1,889

TRIPLE-DOUBLES

LUKA DONČIĆ	3
-------------	---

current players in CAPS

DOUBLE-DOUBLES

Dirk Nowitzki	75
Roy Tarpley	16
LUKA DONČIĆ	16
Josh Howard	14
Sam Perkins	10

current players in CAPS

INDIVIDUAL RECORDS

POINTS

7-Game Series	250	Luka Dončić vs. L.A. Clippers (35.7)	2021
6-Game Series	186	Luka Dončić vs. L.A. Clippers (31.0)	2020
5-Game Series	172	Dirk Nowitzki vs. Denver (34.4)	2009
4-Game Series	131	Rolando Blackman vs. Portland (32.8)	1985
3-Game Series	100	Dirk Nowitzki vs. Minnesota (33.3)	2002
Game	50	Dirk Nowitzki vs. Phoenix	6/1/06
Half	35	Rolando Blackman vs. Portland (2nd)	4/20/85
Quarter	27	Mark Aguirre at Houston (3rd)	5/5/88
Overtime	9	Rolando Blackman vs. Portland (1st)	4/20/85

FIELD GOALS

7-Game Series	96	Luka Dončić vs. L.A. Clippers (96-196)	2021
6-Game Series	71	Mark Aguirre vs. L.A. Lakers (71-138)	1986
5-Game Series	55	Dirk Nowitzki vs. Denver (55-103)	2009
4-Game Series	47	Rolando Blackman vs. Portland (47-92)	1985
3-Game Series	30	Dirk Nowitzki vs. Minnesota (30-57)	2002
Game	19	Rolando Blackman vs. Portland (2OT) (19-33)	4/18/85
	19	Mark Aguirre vs. L.A. Lakers (19-30)	5/4/86
Half	15	Rolando Blackman vs. Portland (2nd) (15-20)	4/20/85
Quarter	10	Mark Aguirre vs. L.A. Lakers (1st)(10-13)	5/4/86
Overtime	4	Rolando Blackman vs. Portland (1st) (4-5)	4/20/85

FIELD GOAL ATTEMPTS

7-Game Series	196	Luka Dončić vs. L.A. Clippers (96-196)	2021
6-Game Series	138	Mark Aguirre vs. L.A. Lakers (71-138)	1986
5-Game Series	118	Luka Dončić vs. Golden State (49-118)	2022
4-Game Series	92	Rolando Blackman vs. Portland (47-92)	1985
3-Game Series	57	Dirk Nowitzki vs. Minnesota (30-57)	2002
Game	37	Luka Dončić vs. L.A. Clippers (17-37)	6/2/21
Half	20	Rolando Blackman vs. Portland (2nd) (15-20) (includes OT)	4/20/85
	20	Rolando Blackman vs. Portland (2nd) (14-20) (includes 2OT)	4/18/85
Quarter	13	Mark Aguirre vs. L.A. Lakers (1st) (10-13)	5/4/86
Overtime	6	Jason Terry vs. San Antonio (1st) (2-6)	5/15/06
	6	Rolando Blackman vs. Portland (2nd) (3-6)	4/18/85

^Game played in Orlando

FIELD GOAL PERCENTAGE

7-Game Series (min. 20 FGA)	.744	James Donaldson vs. L.A. Lakers (32-43)	1988
6-Game Series(min. 20 FGA)	.781	James Donaldson vs. L.A. Lakers (25-32)	1986
5-Game Series(min. 20 FGA)	.682	Erick Dampier vs. San Antonio (15-22)	2009
4-Game Series(min. 20 FGA)	.731	James Donaldson vs. Houston (19-26)	1988
3-Game Series(min. 10 FGA)			

	.692	James Donaldson vs. Portland (9-13)	1990
Game	1.000	Several times. Most made without a miss:	
	8	Brad Davis at Utah	4/25/86
Half	1.000	Several times. Most made without a miss:	
	5	Four times. Most recently: DeJuan Blair vs. San Antonio (2nd)	4/28/14
Quarter	1.000	Several times. Most without a miss:	
	6	Five times. Most recently: Devin Harris vs. Phoenix (3rd)	5/24/06

3-POINT FIELD GOALS

7-Game Series	31	Luka Dončić vs. L.A. Clippers (31-76)	2021
6-Game Series	19	Tim Hardaway Jr. vs. L.A. Clippers (19-54)	2020
5-Game Series	18	Luka Dončić vs. Golden State (18-53)	2022
4-Game Series	13	Jason Terry vs. L.A. Lakers (13-19)	2011
3-Game Series	8	Dirk Nowitzki vs. Minnesota (8-11)	2002
	8	Steve Nash vs. Minnesota (8-18)	2002
Game	9	Jason Terry vs. L.A. Lakers (9-10)	5/8/11
Half	6	Maxi Kleber vs. Utah (2nd) (6-8)	4/18/22
	6	Jason Terry vs. L.A. Lakers (1st) (6-7)	5/8/11
Period	5	Luka Dončić vs. L.A. Clippers (1st) (5-6)	6/2/21
	5	Jason Terry vs. L.A. Lakers (2nd) (5-6)	5/8/11
Overtime	2	Jason Terry vs. Phoenix (1st) (2-3)	5/20/05

3-POINT FIELD GOAL ATTEMPTS

7-Game Series	76	Luka Dončić vs. L.A. Clippers (31-76)	2021
6-Game Series	54	Tim Hardaway Jr. vs. L.A. Clippers (19-54)	2020
5-Game Series	53	Luka Dončić vs. Golden State (18-53)	2022
4-Game Series	26	Jason Kidd vs. Oklahoma City (9-26)	2012
3-Game Series	18	Steve Nash vs. Minnesota (8-18)	2002
Game	13	Luka Dončić at Golden State (3-13)	5/26/22
	13	Luka Dončić vs. L.A. Clippers (7-13)	5/28/21
	13	Luka Dončić at L.A. Clippers (5-13)	5/25/21
Half	9	Luka Dončić at at Golden State (2nd) (3-9)	5/26/22
Quarter	6	Several times. Most recently: Dāvis Bertāns at Phoenix Suns (2nd) (3-6)	5/4/22
Overtime	3	Jason Terry vs. Phoenix (1st) (2-3)	5/20/05

3-POINT FIELD GOAL PERCENTAGE

7-Game Series (min. 10 3FGA)	.606	Jason Terry vs. Houston (20-33)	2005
6-Game Series (min. 10 3FGA)	.600	Steve Nash vs. San Antonio (12-20)	2003
5-Game Series (min. 10 3FGA)	.636	Al-Farouq Aminu vs. Houston (7-11)	2015
4-Game Series (min. 10 3FGA)	.727	Dirk Nowitzki vs. L.A. Lakers (8-11)	2011
3-Game Series (min. 5 3FGA)	.727	Dirk Nowitzki vs. Minnesota (8-11)	2002
Game	1.000	Several times. Most made without a miss:	
	6	Peja Stojaković vs. L.A. Lakers	5/8/11
Half	1.000	Several times. Most made without a miss:	
	4	Michael Finley at Phoenix (2nd)	5/11/05
	4	Dirk Nowitzki vs. Sacramento (1st)	5/8/03



Quarter	1.000	Several times. Most made without a miss:	
	3	Several times. Most recently: Luka Dončić at Phoenix (2nd)	5/4/22
Overtime	1.000	Several times. Most made without a miss:	
	1	Most recently: Trey Burke vs. L.A. Clippers (1st)^	8/23/20
^Game played in Orlando			
FREE THROWS			
7-Game Series	73	Dirk Nowitzki vs. San Antonio (73-80)	2006
6-Game Series	56	Dirk Nowitzki vs. Portland (56-63)	2011
5-Game Series	59	Dirk Nowitzki vs. Oklahoma City (59-61)	2011
4-Game Series	38	Dirk Nowitzki vs. Oklahoma City (38-42)	2012
3-Game Series	32	Dirk Nowitzki vs. Minnesota (32-36)	2002
Game	24	Dirk Nowitzki vs. Oklahoma City (24-24)	5/17/11
Half	19	Dirk Nowitzki vs. Oklahoma City (2nd) (19-19)	5/17/11
Quarter	13	Dirk Nowitzki vs. Oklahoma City (3rd) (13-13)	5/17/11
	13	Dirk Nowitzki vs. Portland (4th) (13-13)	4/16/11
Overtime	4	Jason Terry at San Antonio (1st) (4-4)	5/22/06
FREE THROW ATTEMPTS			
7-Game Series	80	Dirk Nowitzki vs. San Antonio (73-80)	2006
6-Game Series	64	Luka Dončić vs. L.A. Clippers (42-64)	2020
5-Game Series	62	Dirk Nowitzki vs. Denver (57-62)	2009
4-Game Series	42	Dirk Nowitzki vs. Oklahoma City (38-42)	2012
3-Game Series	36	Dirk Nowitzki vs. Minnesota (32-36)	2002
Game	24	Dirk Nowitzki vs. Oklahoma City (24-24)	5/17/11
	24	Dirk Nowitzki vs. San Antonio (21-24)	5/13/06
Half	19	Dirk Nowitzki vs. Oklahoma City (2nd) (19-19)	5/17/11
Quarter	13	Dirk Nowitzki vs. Oklahoma City (3rd) (13-13)	5/17/11
	13	Dirk Nowitzki vs. Portland (4th) (13-13)	4/16/11
Overtime	4	Jason Terry at San Antonio (1st) (4-4)	5/22/06
	4	Jay Vincent vs. Seattle (1st) (2-4)	4/26/84
FREE THROW PERCENTAGE			
7-Game Series (min. 10 FTA)	.944	Jason Terry vs. San Antonio (17-18)	2006
6-Game Series (min. 10 FTA)	1.000	Michael Finley vs. San Antonio (32-32)	2003
	1.000	Dirk Nowitzki vs. San Antonio (22-22)	2003
5-Game Series (min. 10 FTA)	.967	Dirk Nowitzki vs. Oklahoma City (59-61)	2011
4-Game Series (min. 10 FTA)	1.000	Brad Davis vs. Houston (13-13)	1988
3-Game Series (min. 10 FTA)	1.000	Steve Nash vs. Minnesota (17-17)	2002
	1.000	Rolando Blackman vs. Portland (10-10)	1990
Game	1.000	Several times. Most made without a miss:	
	24	Dirk Nowitzki vs. Oklahoma City	5/17/11
Half	1.000	Several times. Most made without a miss:	
	19	Dirk Nowitzki vs. Oklahoma City (2nd)	5/17/11
Quarter	1.000	Several times. Most made without a miss:	
	13	Dirk Nowitzki vs. Portland (4th)	4/16/11
	13	Dirk Nowitzki vs. Oklahoma City (3rd)	5/17/01
Overtime	1.000	Several times. Most made without a miss:	
	4	Jason Terry at San Antonio (1st)	5/22/06

OFFENSIVE REBOUNDS

7-Game Series	44	Roy Tarpley vs. L.A. Lakers	1988
6-Game Series	31	Roy Tarpley vs. Denver	1988
5-Game Series	27	Tyson Chandler vs. Houston	2015
4-Game Series	19	Erick Dampier vs. Memphis	2006
3-Game Series	10	Sam Perkins vs. Portland	1990
Game	13	Tyson Chandler vs. Portland	4/25/11
Half	7	Tyson Chandler vs. Portland (2nd)	4/25/11
	7	Roy Tarpley vs. L.A. Lakers (1st)	5/27/88
Quarter	6	Roy Tarpley vs. L.A. Lakers (2nd)	5/27/88
Overtime	2	Erick Dampier vs. San Antonio (1st)	5/15/06
	2	Sam Perkins vs. Portland (1st)	4/18/85

DEFENSIVE REBOUNDS

7-Game Series	91	Dirk Nowitzki vs. Sacramento	2003
6-Game Series	60	Dirk Nowitzki vs. Phoenix	2006
5-Game Series	50	Dirk Nowitzki vs. New Orleans	2008
4-Game Series	37	James Donaldson vs. Utah	1986
3-Game Series	42	Dirk Nowitzki vs. Minnesota	2002
Game	19	Dirk Nowitzki vs. San Antonio	5/19/06
Half	12	Dirk Nowitzki vs. San Antonio (2nd)	4/30/14
Quarter	9	James Donaldson vs. L.A. Lakers (3rd)	5/8/86
	9	Sam Perkins vs. Portland (1st)	4/20/85
Overtime	3	Jason Kidd at Oklahoma City (1st)	5/23/11
	3	Jay Vincent vs. Seattle (1st)	4/26/84

REBOUNDS

7-Game Series	100	Dirk Nowitzki vs. Sacramento	2003
6-Game Series	85	Roy Tarpley vs. Denver	1988
5-Game Series	60	Dirk Nowitzki vs. New Orleans	2008
4-Game Series	51	Sam Perkins vs. Portland	1985
3-Game Series	47	Dirk Nowitzki vs. Minnesota	2002
Game	21	Dirk Nowitzki vs. San Antonio	5/19/06
Half	14	Mark Aguirre vs. Seattle	4/19/84
Quarter	9	Several times. Most recently: Dirk Nowitzki vs. San Antonio (3rd)	5/19/06
Overtime	3	Several times. Most recently: Jason Kidd at Oklahoma City (1st)	5/23/11

ASSISTS

7-Game Series	72	Luka Dončić vs. L.A. Clippers	2021
6-Game Series	53	Derek Harper vs. L.A. Lakers	1986
5-Game Series	45	Steve Nash vs. Sacramento	2004
4-Game Series	33	Jason Kidd vs. L.A. Lakers	2011
3-Game Series	27	Steve Nash vs. Minnesota	2002
Game	16	Derek Harper at L.A. Lakers	4/30/86
Half	9	Jason Kidd vs. San Antonio (2nd)	4/18/10
	9	Steve Nash vs. Minnesota (2nd)	4/24/02
	9	Derek Harper at L.A. Lakers (2nd)	4/30/86
Quarter	7	Zaza Pachulia at Oklahoma City (2nd)	4/25/16
	7	Steve Nash vs. San Antonio (1st)	5/12/01
Overtime	2	Steve Nash at Sacramento (2nd)	5/10/03



	2	Steve Nash at Sacramento (1st)	5/10/03
	2	Rolando Blackman vs. Seattle (1st)	4/26/84
STEALS			
7-Game Series			
	15	Luka Dončić vs. Phoenix	2022
6-Game Series			
	16	Derek Harper vs. L.A. Lakers	1986
5-Game Series			
	17	Jason Kidd vs. Oklahoma City	2011
4-Game Series			
	12	Jason Kidd vs. Oklahoma City	2012
3-Game Series			
	9	Dirk Nowitzki vs. Minnesota	2002
Game	7	Jason Kidd at Oklahoma City	4/28/12
	7	Derek Harper at L.A. Lakers	4/30/86
Half	5	Four times. Most recently: Jason Kidd at Oklahoma City (2nd)	4/28/12
Quarter	4	Dirk Nowitzki vs. Houston (3rd)	5/2/05
Overtime	2	Jay Vincent vs. Portland (1st)	4/20/85
BLOCKS			
7-Game Series			
	18	Raef LaFrentz vs. Sacramento	2003
6-Game Series			
	16	Raef LaFrentz vs. San Antonio	2003
5-Game Series			
	15	Raef LaFrentz vs. Sacramento	2002
	15	Shawn Bradley vs. San Antonio	2001
	15	Shawn Bradley vs. Utah	2001
4-Game Series			
	9	Erick Dampier vs. Memphis	2006
3-Game Series			
	10	Roy Tarpley vs. Portland	1990
Game	6	Four times. Most recently: Raef LaFrentz at Sacramento	5/15/03
Half	6	Shawn Bradley at San Antonio (1st)	5/5/01
Quarter	5	Shawn Bradley at San Antonio (1st)	5/5/01
Overtime	2	Kurt Nimphius vs. Seattle (1st)	4/26/84
TURNOVERS			
7-Game Series			
	32	Luka Dončić vs. L.A. Clippers	2021
6-Game Series			
	31	Luka Dončić vs. L.A. Clippers	2020
5-Game Series			
	22	Steve Nash vs. Sacramento	2002
4-Game Series			
	15	Jason Kidd vs. L.A. Lakers	2011
	15	Mark Aguirre vs. Portland	1985
3-Game Series			
	13	Rolando Blackman vs. Portland	1990
Game	11	Luka Dončić at L.A. Clippers ^A	8/17/20
Half	7	Luka Dončić at L.A. Clippers (1st) ^A	8/17/20
Quarter	5	Luka Dončić at L.A. Clippers (1st) ^A	8/17/20
	5	Jason Kidd at L.A. Lakers (3rd)	5/2/11
Overtime	2	Devin Harris vs. San Antonio (1st)	5/15/06
^A Game played in Orlando			
FOULS			
7-Game Series			
	35	Erick Dampier vs. San Antonio	2006
	35	Josh Howard vs. Houston	2005
6-Game Series			
	29	Raef LaFrentz vs. San Antonio	2003
5-Game Series			
	24	Raef LaFrentz vs. Sacramento	2002
4-Game Series			
	21	Roy Tarpley vs. Houston	1988
3-Game Series			
	17	Sam Perkins vs. Portland	1990

Game	6	Several times. Most recently: Reggie Bullock at Phoenix	5/2/22
Half	6	Several times	
Quarter	5	Three times. Most recently: Dirk Nowitzki vs. Minnesota (4th)	4/24/02
Overtime	3	Devin Harris at Miami (1st)	6/18/06
	3	Dirk Nowitzki vs. Phoenix (1st)	5/20/05

DISQUALIFICATIONS

7-Game Series			
	3	Josh Howard vs. Houston	2005
6-Game Series			
	2	Roy Tarpley vs. Denver	1988
5-Game Series			
	2	Mark Aguirre vs. Seattle	1984
4-Game Series			
	1	Several times. Most recently: Roy Tarpley vs. Houston	1988
3-Game Series			
	2	Sam Perkins vs. Portland	1990

MINUTES

7-Game Series			
	310	Dirk Nowitzki vs. San Antonio	2006
6-Game Series			
	275	Michael Finley vs. San Antonio	2003
5-Game Series			
	234	Michael Finley vs. Sacramento	2002
4-Game Series			
	169	Rolando Blackman vs. Portland	1985
	169	Sam Perkins vs. Portland	1985
3-Game Series			
	139	Michael Finley vs. Minnesota	2002
Game (2OT)	58	Dirk Nowitzki at Sacramento	5/10/03
Game (OT)	52	Michael Finley vs. Sacramento	5/11/02
Game (REG)	48	Several times. Most recently: Dirk Nowitzki at New Orleans	4/29/08

TEAM HIGHS**POINTS**

7-Game Series			
	802	vs. Sacramento (114.6)	2003
6-Game Series			
	702	vs. L.A. Clippers (117.0)	2020
5-Game Series			
	550	vs. Houston (110.0)	2015
4-Game Series			
	482	vs. Portland (120.5)	1985
3-Game Series			
	338	vs. Minnesota (112.7)	2002
Game	151	vs. Seattle	4/23/87
1st Half	83	vs. Sacramento	5/8/03
2nd Half	74	vs. Seattle	4/23/87
1st Quarter	45	vs. L.A. Lakers	5/4/86
2nd Quarter	41	vs. Sacramento	5/9/02
3rd Quarter	43	vs. Seattle	4/23/87
4th Quarter	43	vs. Houston	4/28/88
Overtime	18	at Memphis (1st)	4/29/06
	18	vs. Portland (2nd)	4/18/85

FIELD GOALS

59	vs. Seattle (59-99)	4/23/87
----	---------------------	---------

FIELD GOAL ATTEMPTS

112	vs. Portland (2OT) (54-112)	4/18/85
105	at Seattle (39-105)	4/30/87

FIELD GOAL PERCENTAGE

.603	vs. L.A. Lakers (44-73)	5/8/11
------	-------------------------	--------

3-POINT FIELD GOALS

22	vs. Utah (22-47)	4/18/22
----	------------------	---------

3-POINT FIELD GOAL ATTEMPTS

48	at Golden State (11-48)	5/18/22
----	-------------------------	---------

3-POINT FIELD GOAL PERCENTAGE

1.000	vs. L.A. Lakers (5-5)	5/4/86
1.000	at Utah (5-5)	4/25/86

FREE THROWS

49	at San Antonio (49-50)	5/19/03
----	------------------------	---------

CONSECUTIVE FREE THROWS

51	Last 49 at San Antonio 5/19/03; first 2 at San Antonio 5/21/03	
----	--	--

FREE THROW ATTEMPTS

55	at Portland (48-55)	4/25/85
----	---------------------	---------

FREE THROW PERCENTAGE

1.000	Several times. Most recently: at Phoenix (12-12)	5/15/22
	Most without a miss:	

24	vs. Seattle	4/19/84
----	-------------	---------

OFFENSIVE REBOUNDS

26	at Seattle	4/30/87
----	------------	---------

DEFENSIVE REBOUNDS

46	vs. San Antonio	4/23/09
----	-----------------	---------

REBOUNDS

58	vs. Sacramento	5/13/03
----	----------------	---------

ASSISTS

36	Several times. Most recently: vs. Denver	5/15/88
----	---	---------

STEALS

19	vs. Sacramento	4/24/04
----	----------------	---------

BLOCKS

11	at Sacramento	4/18/04
----	---------------	---------

11	vs. Sacramento	5/13/03
----	----------------	---------

TURNOVERS

21	at L.A. Clippers ^A	8/17/20
----	-------------------------------	---------

^AGame played in Orlando

FOULS

38	at Miami (OT)	6/18/06
----	---------------	---------

36	at San Antonio	5/19/03
----	----------------	---------

DISQUALIFICATIONS

3	at San Antonio (OT)	5/22/06
---	---------------------	---------

2	Several times. Most recently: vs. San Antonio	5/15/06
---	--	---------

TEAM LOWS**POINTS****7-Game Series**

702	vs. Houston (100.3)	2005
702	vs. Portland (100.3)	2003

6-Game Series

551	vs. Miami (91.8)	2006
-----	------------------	------

5-Game Series

453	vs. San Antonio (90.6)	2001
-----	------------------------	------

4-Game Series

393	vs. Memphis (98.2)	2006
-----	--------------------	------

3-Game Series

301	vs. Portland (100.3)	1990
-----	----------------------	------

Game	70	at Oklahoma City	4/16/16
-------------	----	------------------	---------

1st Half	33	at Oklahoma City	4/16/16
-----------------	----	------------------	---------

	33	at Utah	5/3/01
--	----	---------	--------

2nd Half	27	at Portland	4/27/03
-----------------	----	-------------	---------

1st Quarter	8	at San Antonio	4/29/10
--------------------	---	----------------	---------

2nd Quarter	13	vs. San Antonio	4/28/14
--------------------	----	-----------------	---------

3rd Quarter	10	at Portland	4/27/03
--------------------	----	-------------	---------

4th Quarter	7	at Miami	6/18/06
--------------------	---	----------	---------

Overtime	4	vs. Sacramento (1st)	5/11/02
-----------------	---	----------------------	---------

FIELD GOALS

24	vs. Houston (24-68)	4/23/05
----	---------------------	---------

FIELD GOAL ATTEMPTS

66	vs. Portland (27-66)	4/16/11
----	----------------------	---------

66	vs. San Antonio (32-66)	5/13/06
----	-------------------------	---------

FIELD GOAL PERCENTAGE

.298	at Oklahoma City (25-84)	4/16/16
------	--------------------------	---------

3-POINT FIELD GOALS

0	Several times. Most recently: at San Antonio (0-11)	5/14/01
---	--	---------

3-POINT FIELD GOAL ATTEMPTS

0	at Seattle	4/24/84
---	------------	---------

3-POINT FIELD GOAL PERCENTAGE

.000	Several times. Most attempted without a make:	
11	at San Antonio	5/14/01

FREE THROWS

4	vs. San Antonio (4-6)	5/23/03
---	-----------------------	---------

FREE THROW ATTEMPTS

6	vs. San Antonio (4-6)	5/23/03
---	-----------------------	---------

FREE THROW PERCENTAGE

.429	vs. Houston (9-21)	4/26/15
------	--------------------	---------

OFFENSIVE REBOUNDS

2	vs. Utah	4/18/22
---	----------	---------

DEFENSIVE REBOUNDS

15	at Portland	5/2/03
----	-------------	--------

REBOUNDS

25	at Phoenix	5/4/22
----	------------	--------

ASSISTS

8	at San Antonio	5/7/06
---	----------------	--------

STEALS

1	vs. Denver	5/9/09
---	------------	--------

1	at Utah	4/24/01
---	---------	---------

1	at Seattle	4/24/84
---	------------	---------

BLOCKS

0	Several times. Most recently: at Phoenix	5/10/22
---	---	---------

TURNOVERS

3	vs. Utah	4/18/22
---	----------	---------

FOULS

12	vs. Phoenix	5/26/06
----	-------------	---------

OPPONENT PLAYER HIGHS**POINTS**

48	Steve Nash, Phoenix	5/15/05
----	---------------------	---------

FIELD GOALS

20	Steve Nash, Phoenix (20-28)	5/15/05
----	-----------------------------	---------

FIELD GOAL ATTEMPTS

33	Kevin Durant, at Oklahoma City (7-33)	4/18/16
----	---------------------------------------	---------

FIELD GOAL PERCENTAGE

1.000	Several times. Most made without a miss:	
9	Bob Hansen, at Utah	4/25/86

3-POINT FIELD GOALS

8	Klay Thompson, at Golden State (8-16)	5/26/22
---	---------------------------------------	---------

3-POINT FIELD GOAL ATTEMPTS

16	Klay Thompson, at Golden State (8-16)	5/26/22
----	---------------------------------------	---------

3-POINT FIELD GOAL PERCENTAGE

1.000	Most made without a miss:	
5	Michael Finley, at San Antonio	4/18/09

5	Mike Bibby, Sacramento	5/9/02
---	------------------------	--------

FREE THROWS

21	Dwyane Wade, at Miami (OT) (21-25)	6/18/06
----	------------------------------------	---------

18	Kevin Durant, Oklahoma City (18-19)	5/17/11
----	-------------------------------------	---------

FREE THROW ATTEMPTS

25	Dwyane Wade, at Miami (OT) (21-25)	6/18/06
----	------------------------------------	---------

23	Tim Duncan, at San Antonio (17-23)	5/22/06
----	------------------------------------	---------

FREE THROW PERCENTAGE

1.000	Several times. Most made without a miss:	
-------	--	--

13	James Harden, at Houston	4/21/15
----	--------------------------	---------

OFFENSIVE REBOUNDS

11	Dwight Howard, Houston	4/24/15
----	------------------------	---------

DEFENSIVE REBOUNDS

19	Hakeem Olajuwon, Houston	4/30/88
----	--------------------------	---------

REBOUNDS

26	Dwight Howard, Houston	4/24/15
26	Hakeem Olajuwon, Houston	4/30/88

ASSISTS

20	Magic Johnson, at L.A. Lakers	5/31/88
----	-------------------------------	---------

STEALS

6	Manu Ginobili, at San Antonio	5/4/14
6	Doug Christie, Sacramento (OT)	5/11/02

BLOCKS

7	Clemon Johnson, at Seattle	4/30/87
7	Mark Eaton, Utah	4/20/86

TURNOVERS

9	Kevin Durant, at Oklahoma City (OT)	5/23/11
9	Steve Nash, Phoenix	5/15/05

MINUTES

Game (2OT)	56	Peja Stojakovic, at Sacramento	5/10/03
Game (OT)	52	Quentin Richardson, Phoenix	5/20/05
Game (REG)	48	Shawn Marion, at Phoenix	5/18/05
	48	David Wesley, vs. Houston	5/2/05
	48	Bonzi Wells, at Portland	4/27/03

TEAM OPPONENT HIGHS**POINTS**

7-Game Series	778	L.A. Clippers (106.0)	2021
6-Game Series	760	L.A. Clippers (126.7)	2020
5-Game Series	603	L.A. Lakers (120.6)	1984
4-Game Series	492	Portland (123.0)	1985
3-Game Series	329	Portland (109.7)	1990
Game	154	at L.A. Clippers [^]	8/25/20
1st Half	76	at L.A. Clippers [^]	8/25/20
2nd Half	78	at L.A. Clippers [^]	8/25/20
1st Quarter	42	Houston	4/24/15
2nd Quarter	45	L.A. Clippers [^]	8/21/20
3rd Quarter	40	at Utah	4/21/22
4th Quarter	43	at Golden State	5/20/22
	43	at L.A. Clippers [^]	8/25/20
Overtime	19	Phoenix (1st)	5/20/05

[^]Game played in Orlando**FIELD GOALS**

57	Portland (57-102) (2OT)	4/18/85
53	at L.A. Clippers (53-84) [^]	8/25/20

[^]Game played in Orlando**FIELD GOAL ATTEMPTS**

108	at Sacramento (2OT) (52-108)	5/10/03
107	Seattle (52-107)	4/23/87

FIELD GOAL PERCENTAGE

.645	at Phoenix (49-76)	5/4/22
------	--------------------	--------

3-POINT FIELD GOALS

22	at L.A. Clippers (22-35) [^]	8/25/20
----	---------------------------------------	---------

[^]Game played in Orlando**3-POINT FIELD GOAL ATTEMPTS**

43	at L.A. Clippers (20-43)	6/6/21
----	--------------------------	--------

3-POINT FIELD GOAL PERCENTAGE

1.000	at Utah (1-1)	4/23/86
	at L.A. Lakers (2-2)	4/28/84
	at Seattle (1-1)	4/19/84

FREE THROWS

40	at Utah (40-45)	4/24/01
----	-----------------	---------

FREE THROW ATTEMPTS

49	at Miami (32-49) (OT)	6/18/06
48	at San Antonio (31-48)	5/19/03

FREE THROW PERCENTAGE

1.000	Several times. Most recently: at Golden State (16-16)	5/26/22
-------	--	---------

OFFENSIVE REBOUNDS

25	Seattle	4/23/87
----	---------	---------

DEFENSIVE REBOUNDS

44	Several times. Most recently: at Golden State	5/18/22
----	--	---------

REBOUNDS

68	Sacramento	4/26/04
----	------------	---------

ASSISTS

38	at L.A. Lakers	5/25/88
----	----------------	---------

STEALS

15	at Miami	6/2/11
15	at Denver	5/3/09

BLOCKS

13	at L.A. Lakers	5/8/84
----	----------------	--------

TURNOVERS

26	at Oklahoma City	5/23/11
26	Sacramento	4/24/04

FOULS

37	at Utah	4/24/01
37	at Portland	4/25/85

TEAM OPPONENT LOWS**POINTS**

7-Game Series	683	Houston (97.6)	2005
6-Game Series	529	Portland (88.2)	2011
5-Game Series	448	Utah (89.6)	2001
4-Game Series	337	Memphis (84.2)	2006
3-Game Series	306	Minnesota (102.0)	2002
Game	67	San Antonio	4/23/09
1st Half	27	at Phoenix	5/15/22
2nd Half	30	at Memphis	4/29/06
1st Quarter	11	at Portland	4/23/11
2nd Quarter	10	at Phoenix	5/15/22
3rd Quarter	10	Sacramento	5/13/03
4th Quarter	10	at San Antonio	5/27/03
Overtime	4	at Oklahoma City (1st)	5/23/11

FIELD GOALS

25	San Antonio (25-78)	4/23/09
----	---------------------	---------

FIELD GOAL ATTEMPTS

61	Memphis (28-61)	4/26/06
----	-----------------	---------

FIELD GOAL PERCENTAGE

.321	San Antonio (25-78)	4/23/09
------	---------------------	---------

FREE THROWS

7	Miami (7-19)	6/8/06
7	Seattle (OT) (7-10)	4/26/84

FREE THROW ATTEMPTS

10	Seattle (OT) (7-10)	4/26/84
----	---------------------	---------

FREE THROW PERCENTAGE

.368	Miami (7-19)	6/8/06
------	--------------	--------

OFFENSIVE REBOUNDS

1	at Utah	4/21/22
---	---------	---------

DEFENSIVE REBOUNDS

20	Several times. Most recently: Houston	5/7/05
----	--	--------

REBOUNDS

28	at L.A. Lakers	5/25/88
----	----------------	---------

ASSISTS

9	Golden State	4/25/07
9	at Memphis	5/1/06



STEALS

0 Phoenix 5/28/06

BLOCKS0 Several times. Most recently:
at San Antonio 4/18/09**TURNOVERS**

5 at L.A. Clippers 5/22/21

FOULS

12 at L.A. Lakers 5/2/11

LARGEST MARGINS**BIGGEST WINS**

Margin	Opponent	Score	Date	Site
40	Houston (Game 7)	116-76	5/7/05	Dallas
36	L.A. Lakers (Game 4)	122-86	5/8/11	Dallas
33	Phoenix (Game 7)	123-90	5/15/22	Phoenix
30	Utah (Game 4)	107-77	5/1/01	Dallas
27	Phoenix (Game 6)	113-86	5/12/22	Dallas
26	Memphis (Game 4)	102-76	5/1/06	Memphis
25	Utah (Game 5)	102-77	4/25/22	Dallas
25	Sacramento (Game 3)	104-79	4/24/04	Dallas
22	San Antonio (Game 5)	103-81	4/27/10	Dallas
22	San Antonio (Game 2)	113-91	5/9/06	San Antonio
22	Sacramento (Game 2)	132-110	5/8/03	Dallas
22	Seattle (Game 1)	151-129	4/23/87	Dallas
21	San Antonio (Game 2)	113-92	4/23/14	San Antonio
21	San Antonio (Game 3)	88-67	4/23/09	Dallas
21	Denver (Game 4)	124-103	5/15/88	Dallas
19	Sacramento (Game 5)	112-93	5/13/03	Dallas
16	Phoenix (Game 5)	117-101	6/1/06	Dallas

BIGGEST LOSSES

Margin	Opponent	Score	Date	Site
43	L.A. Clippers (Game 5)	111-154	8/25/20	Orlando (Away)
43	L.A. Lakers (Game 1)	91-134	4/28/84	Los Angeles
38	Oklahoma City (Game 1)	70-108	4/16/16	Oklahoma City
30	Phoenix (Game 5)	80-110	5/10/22	Phoenix
29	Oklahoma City (Game 3)	102-131	4/21/16	Dallas
26	Seattle (Game 4)	98-124	4/30/87	Seattle
25	Golden State (Game 1)	87-112	5/18/22	Golden State
25	L.A. Clippers (Game 4)	81-106	5/30/21	Dallas
25	Golden State (Game 6)	86-111	5/3/07	Golden State
25	Phoenix (Game 1)	102-127	5/9/05	Phoenix
24	New Orleans (Game 2)	103-127	4/22/08	New Orleans
24	Miami (Game 4)	74-98	6/15/06	Miami
23	San Antonio (Game 7)	96-119	5/4/14	San Antonio
22	Portland (Game 6)	103-125	5/2/03	Portland
22	L.A. Lakers (Game 2)	101-123	5/25/88	Los Angeles
21	San Antonio (Game 2)	84-105	4/20/09	San Antonio
20	Phoenix (Game 2)	109-129	5/4/22	Phoenix
20	Phoenix (Game 4)	86-106	5/30/06	Phoenix

ALL-TIME RESULTS

2022 PLAYOFFS

FIRST ROUND vs. UTAH

No.	W-L	Date	Site	Dal-Opp	Series	Dallas High Scorer	Dallas High Reb.	Opp High Scorer	Attendance
1	L	4/16	AA Center	93-99	0-1	Brunson 24	Brunson 7	Mitchell 32	(c) 20,013
2	W	4/18	AA Center	110-104	1-1	Brunson 41	Brunson 8	Mitchell 34	(c) 20,113
3	W	4/21	Vivint Arena	126-110	2-1	Brunson 31	Finney-Smith 8	Mitchell 32	(c) 18,306
4	L	4/23	Vivint Arena	99-100	2-2	Dončić 30	Dončić 10	Clarkson 25	(c) 18,306
5	W	4/25	AA Center	102-77	3-2	Dončić 33	Dončić 13	Clarkson 20	(c) 20,577
6	W	4/28	Vivint Arena	98-96	4-2	Brunson/Dončić 24	Finney-Smith 10	Mitchell 23	(c) 18,306

CONFERENCE SEMIFINALS vs. PHOENIX

No.	W-L	Date	Site	Dal-Opp	Series	Dallas High Scorer	Dallas High Reb.	Opp High Scorer	Attendance
1	L	5/2	Footprint Center	114-121	0-1	Dončić 45	Dončić 12	Ayton 25	(c) 17,071
2	L	5/4	Footprint Center	109-129	0-2	Dončić 35	Brunson/Dončić 5	Booker 30	(c) 17,071
3	W	5/6	AA Center	103-94	1-2	Brunson 28	Dončić 13	Crowder 19	(c) 20,777
4	W	5/8	AA Center	111-101	2-2	Dončić 26	Finney-Smith 8	Booker 35	(c) 20,610
5	L	5/10	Footprint Center	80-110	2-3	Dončić 28	Dončić 11	Booker 28	(c) 17,071
6	W	5/12	AA Center	113-86	3-3	Dončić 33	Dončić 11	Ayton 21	(c) 20,777
7	W	5/15	Footprint Center	123-90	4-3	Dončić 35	Dončić 10	Johnson 12	(c) 17,071

CONFERENCE FINALS vs. GOLDEN STATE

No.	W-L	Date	Site	Dal-Opp	Series	Dallas High Scorer	Dallas High Reb.	Opp High Scorer	Attendance
1	L	5/18	Chase Center	87-112	0-1	Dončić 20	Dončić/Finney-Smith 7	Curry 21	(c) 18,064
2	L	5/20	Chase Center	117-126	0-2	Dončić 42	Finney-Smith 8	Curry 32	(c) 18,064
3	L	5/22	AA Center	100-109	0-3	Dončić 40	Dončić 11	Curry 31	(c) 20,813
4	W	5/24	AA Center	119-109	1-3	Dončić 30	Dončić 14	Curry 20	(c) 20,810
5	L	5/26	Chase Center	110-120	1-4	Dončić 28	Dončić 9	Thompson 32	(c) 18,064

2021 PLAYOFFS

FIRST ROUND vs. LOS ANGELES CLIPPERS

No.	W-L	Date	Site	Dal-Opp	Series	Dallas High Scorer	Dallas High Reb.	Opp High Scorer	Attendance
1	W	5/22	STAPLES Center	113-103	1-0	Dončić 31	Dončić 10	Leonard 26	6,117
2	W	5/25	STAPLES Center	127-121	2-0	Dončić 39	Dončić 7	Leonard 41	6,885
3	L	5/28	AA Center	108-118	2-1	Dončić 44	Dončić 9	Leonard 36	(c) 17,705
4	L	5/30	AA Center	81-106	2-2	Dončić 19	Finney-Smith 8	Leonard 29	(c) 17,761
5	W	6/2	STAPLES Center	105-100	3-2	Dončić 42	Dončić 8	George 23	7,428
6	L	6/4	AA Center	97-104	3-3	Dončić 29	Marjanović 9	Leonard 45	(c) 18,324
7	L	6/6	STAPLES Center	111-126	3-4	Dončić 46	Porzingis 11	Leonard 28	7,342

2020 PLAYOFFS

FIRST ROUND vs. LOS ANGELES CLIPPERS

No.	W-L	Date	Site	Dal-Opp	Series	Dallas High Scorer	Dallas High Reb.	Opp High Scorer	Attendance
1	L	8/17	AdventHealth Arena	110-118	0-1	Dončić 42	Marjanović 8	Leonard 29	N/A
2	W	8/19	AdventHealth Arena	127-114	1-1	Dončić 28	Kleber 10	Leonard 35	N/A
3	L	8/21	AdventHealth Arena	122-130	1-2	Porzingis 34	Porzingis 13	Leonard 36	N/A
4	W	8/23	AdventHealth Arena	135-133 (OT)	2-2	Dončić 43	Dončić 17	Williams 36	N/A
5	L	8/25	AdventHealth Arena	104-118	2-3	Dončić 22	Dončić 8	George 35	N/A
6	L	8/30	AdventHealth Arena	97-111	2-4	Dončić 38	Dončić/Burke 9	Leonard 33	N/A

2016 PLAYOFFS

FIRST ROUND vs. OKLAHOMA CITY

No.	W-L	Date	Site	Dal-Opp	Series	Dallas High Scorer	Dallas High Reb.	Opp High Scorer	Attendance
1	L	4/16	Chesapeake Arena	70-108	0-1	Nowitzki 18	Pachulia 6	Westbrook 24	(c) 18,203
2	W	4/18	Chesapeake Arena	85-84	1-1	Felton 21	Felton 11	Durant 21	(c) 18,203
3	L	4/21	AA Center	102-131	1-2	Matthews 22	Pachulia 6	Durant 34	(c) 20,150
4	L	4/23	AA Center	108-119	1-3	Nowitzki 27	Nowitzki 8	Kanter 28	(c) 20,516
5	L	4/25	Chesapeake Arena	104-118	1-4	Nowitzki 24	Powell 9	Westbrook 36	(c) 18,203

2015 PLAYOFFS

FIRST ROUND vs. HOUSTON

No.	W-L	Date	Site	Dal-Opp	Series	Dallas High Scorer	Dallas High Reb.	Opp High Scorer	Attendance
1	L	4/18	Toyota Center	108-118	0-1	Nowitzki 24	Chandler 18	Harden 24	(c) 18,231
2	L	4/21	Toyota Center	99-111	0-2	Ellis 24	Nowitzki 13	Howard 28	(c) 18,243
3	L	4/24	AA Center	128-130	0-3	Nowitzki/Ellis 34	Nowitzki/Chandler 8	Harden 42	(c) 20,651
4	W	4/26	AA Center	121-109	1-3	Ellis 31	Chandler 14	Harden 24	(c) 20,589
5	L	4/28	Toyota Center	94-103	1-4	Ellis 25	Nowitzki 14	Harden 28	(c) 18,231

2014 PLAYOFFS

FIRST ROUND vs. SAN ANTONIO

No.	W-L	Date	Site	Dal-Opp	Series	Dallas High Scorer	Dallas High Reb.	Opp High Scorer	Attendance
1	L	4/20	AT&T Center	85-90	0-1	Harris 19	Nowitzki 8	Duncan 27	(c) 18,581
2	W	4/23	AT&T Center	113-92	1-1	Ellis 21	Blair 7	Ginobili 27	(c) 18,581
3	W	4/26	AA Center	109-108	2-1	Ellis 29	Dalembert 10	Duncan 22	(c) 20,636
4	L	4/28	AA Center	89-93	2-2	Ellis 20	Dalembert 15	Ginobili 23	(c) 20,796
5	L	4/30	AT&T Center	103-109	2-3	Carter 28	Nowitzki 15	Parker 23	(c) 18,581
6	W	5/2	AA Center	113-111	3-3	Ellis 29	Blair 14	Parker 22	(c) 20,799
7	L	5/4	AT&T Center	96-119	3-4	Nowitzki 22	Nowitzki 9	Parker 32	(c) 18,581

2012 PLAYOFFS

FIRST ROUND vs. OKLAHOMA CITY

No.	W-L	Date	Site	Dal-Opp	Series	Dallas High Scorer	Dallas High Reb.	Opp High Scorer	Attendance
1	L	4/28	Chesapeake Arena	98-99	0-1	Nowitzki 25	Marion 8	Westbrook 28	(c) 18,203
2	L	4/30	Chesapeake Arena	99-102	0-2	Nowitzki 31	Marion 8	Westbrook 29	(c) 18,203
3	L	5/3	AA Center	79-95	0-3	Nowitzki 17	Marion 10	Durant 31	(c) 20,640
4	L	5/5	AA Center	97-103	0-4	Nowitzki 34	Carter 8	Harden 29	(c) 20,533

2011 PLAYOFFS

FIRST ROUND vs. PORTLAND

No.	W-L	Date	Site	Dal-Opp	Series	Dallas High Scorer	Dallas High Reb.	Opp High Scorer	Attendance
1	W	4/16	AA Center	89-81	1-0	Nowitzki 28	Nowitzki 10	Aldridge 27	(c) 20,541
2	W	4/19	AA Center	101-89	2-0	Nowitzki 33	Chandler 10	Aldridge 24	(c) 20,620
3	L	4/21	Rose Garden	92-97	2-1	Terry 29	Nowitzki 9	Matthews 25	(c) 20,217
4	L	4/23	Rose Garden	82-84	2-2	Nowitzki 20	Marion 11	Roy 24	(c) 20,357
5	W	4/25	AA Center	93-82	3-2	Nowitzki 25	Chandler 20	Miller 18	(c) 20,837
6	W	4/28	Rose Garden	103-96	4-2	Nowitzki 33	Nowitzki 11	Wallace 32	(c) 20,494



CONFERENCE SEMIFINALS vs. L.A. LAKERS

No.	W-L	Date	Site	Dal-Opp	Series	Dallas High Scorer	Dallas High Reb.	Opp High Scorer	Attendance
1	W	5/2	STAPLES Center	96-94	1-0	Nowitzki 28	Nowitzki 14	Bryant 36	(c) 18,997
2	W	5/4	STAPLES Center	93-91	2-0	Nowitzki 24	Marion 9	Bryant 23	(c) 18,997
3	W	5/6	AA Center	98-92	3-0	Nowitzki 32	Nowitzki 9	Bynum 21	(c) 21,156
4	W	5/8	AA Center	122-86	4-0	Terry 32	Chandler 9	Bryant 17	(c) 21,087

CONFERENCE FINALS vs. OKLAHOMA CITY

No.	W-L	Date	Site	Dal-Opp	Series	Dallas High Scorer	Dallas High Reb.	Opp High Scorer	Attendance
1	W	5/17	AA Center	121-112	1-0	Nowitzki 48	Chandler 9	Durant 40	(c) 20,911
2	L	5/19	AA Center	100-106	1-1	Nowitzki 29	Chandler 13	Durant 24	(c) 21,051
3	W	5/21	OKC Arena	93-87	2-1	Marion 18	Chandler 15	Westbrook 30	(c) 18,203
4	W	5/23	OKC Arena	112-105 (OT)	3-1	Nowitzki 40	Chandler 8	Durant 29	(c) 18,203
5	W	5/25	AA Center	100-96	4-1	Marion 26	Chandler/Nowitzki 9	Westbrook 31	(c) 21,092

NBA FINALS vs. MIAMI

No.	W-L	Date	Site	Dal-Opp	Series	Dallas High Scorer	Dallas High Reb.	Opp High Scorer	Attendance
1	L	5/31	AA Arena	84-92	0-1	Nowitzki 27	Marion 10	James 24	(c) 20,003
2	W	6/2	AA Arena	95-93	1-1	Nowitzki 24	Nowitzki 11	Wade 36	(c) 20,003
3	L	6/5	AA Center	86-88	1-2	Nowitzki 34	Chandler/Nowitzki 11	Wade 29	(c) 20,340
4	W	6/7	AA Center	86-83	2-2	Nowitzki 21	Chandler 16	Wade 32	(c) 20,430
5	W	6/9	AA Center	112-103	3-2	Nowitzki 29	Chandler 7	Wade 23	(c) 20,433
6	W	6/12	AA Arena	105-95	4-2	Terry 27	Nowitzki 11	James 21	(c) 20,003

2010 PLAYOFFS

FIRST ROUND vs. SAN ANTONIO

No.	W-L	Date	Site	Dal-Opp	Series	Dallas High Scorer	Dallas High Reb.	Opp High Scorer	Attendance
1	W	4/18	AA Center	100-94	1-0	Nowitzki 36	Dampier 12	Duncan 27	(c) 20,372
2	L	4/21	AA Center	88-102	1-1	Terry 27	Nowitzki 10	Duncan 25	(c) 20,728
3	L	4/23	AT&T Center	90-94	1-2	Nowitzki 35	Nowitzki 7	Duncan 25	(c) 18,581
4	L	4/25	AT&T Center	89-92	1-3	Nowitzki 17	Nowitzki 11	Hill 29	(c) 18,581
5	W	4/27	AA Center	103-81	2-3	Butler 35	Butler 11	Parker 18	(c) 20,557
6	L	4/29	AT&T Center	87-97	2-4	Nowitzki 33	Kidd 8	Ginobili 26	(c) 18,581

2009 PLAYOFFS

FIRST ROUND vs. SAN ANTONIO

No.	W-L	Date	Site	Dal-Opp	Series	Dallas High Scorer	Dallas High Reb.	Opp High Scorer	Attendance
1	W	4/18	AT&T Center	105-97	1-0	Howard 25	Dampier 11	Duncan 27	(c) 18,797
2	L	4/20	AT&T Center	84-105	1-1	Terry 16	Nowitzki 6	Parker 38	(c) 18,797
3	W	4/23	AA Center	88-67	2-1	Nowitzki 20	Dampier 9	Parker 12	(c) 20,491
4	W	4/25	AA Center	99-90	3-1	Howard 28	Nowitzki 13	Parker 43	(c) 20,829
5	W	4/28	AT&T Center	106-93	4-1	Nowitzki 31	Dampier 12	Duncan 30	(c) 18,797

CONFERENCE SEMIFINALS vs. DENVER

No.	W-L	Date	Site	Dal-Opp	Series	Dallas High Scorer	Dallas High Reb.	Opp High Scorer	Attendance
1	L	5/3	Pepsi Center	95-109	0-1	Nowitzki 28	Nowitzki 10	Nene 24	(c) 19,631
2	L	5/5	Pepsi Center	105-117	0-2	Nowitzki 35	Nowitzki 9	Anthony/Nene 25	(c) 19,890
3	L	5/9	AA Center	105-106	0-3	Nowitzki 33	Nowitzki 16	Billups 32	(c) 20,620
4	W	5/11	AA Center	119-117	1-3	Nowitzki 44	Nowitzki 13	Anthony 41	(c) 20,523
5	L	5/13	Pepsi Center	110-124	1-4	Nowitzki 32	Nowitzki 10	Anthony 30	(c) 19,962

2008 PLAYOFFS

FIRST ROUND vs. NEW ORLEANS

No.	W-L	Date	Site	Dal-Opp	Series	Dallas High Scorer	Dallas High Reb.	Opp High Scorer	Attendance
1	L	4/19	New Orleans Arena	92-104	0-1	Nowitzki 31	Nowitzki 10	Paul 35	(c) 17,446
2	L	4/22	New Orleans Arena	103-127	0-2	Nowitzki 27	Bass 8	Paul 32	(c) 17,855
3	W	4/25	AA Center	97-87	1-2	Nowitzki 32	Nowitzki 19	Pargo 30	(c) 20,839
4	L	4/27	AA Center	84-97	1-3	Nowitzki 22	Nowitzki 13	West 24	(c) 20,644
5	L	4/29	New Orleans Arena	94-99	1-4	Nowitzki 22	Nowitzki 13	West 24	(c) 18,260

2007 PLAYOFFS

FIRST ROUND vs. GOLDEN STATE

No.	W-L	Date	Site	Dal-Opp	Series	Dallas High Scorer	Dallas High Reb.	Opp High Scorer	Attendance
1	L	4/22	AA Center	85-97	0-1	Howard 21	Howard 13	Davis 33	(c) 20,732
2	W	4/25	AA Center	112-99	1-1	Terry 28	Howard 11	Jackson 30	(c) 20,867
3	L	4/27	ORACLE Arena	91-109	1-2	2 tied with 20	Nowitzki 12	Richardson 30	(c) 20,629
4	L	4/29	ORACLE Arena	99-103	1-3	Nowitzki 23	Nowitzki 15	Davis 33	(c) 20,672
5	W	5/1	AA Center	118-112	2-3	Nowitzki 30	Nowitzki 12	Davis 27	(c) 21,041
6	L	5/3	ORACLE Arena	86-111	2-4	2 tied with 20	Nowitzki 10	Jackson 33	(c) 20,677

2006 PLAYOFFS

FIRST ROUND vs. MEMPHIS

No.	W-L	Date	Site	Dal-Opp	Series	Dallas High Scorer	Dallas High Reb.	Opp High Scorer	Attendance
1	W	4/23	AA Center	103-93	1-0	Nowitzki 31	Dampier 12	Gasol 24	(c) 20,340
2	W	4/26	AA Center	94-79	2-0	Nowitzki 31	3 tied with 6	Gasol 16	(c) 20,612
3	W	4/29	FedEx Forum	94-89 (OT)	3-0	Nowitzki 36	3 tied with 9	Atkin 20	17,871
4	W	5/1	FedEx Forum	102-76	4-0	Nowitzki 27	Howard 9	Gasol 25	15,104

CONFERENCE SEMIFINALS vs. SAN ANTONIO

No.	W-L	Date	Site	Dal-Opp	Series	Dallas High Scorer	Dallas High Reb.	Opp High Scorer	Attendance
1	L	5/7	AT&T Center	85-87	0-1	Stackhouse 24	Nowitzki 14	Duncan 31	(c) 18,797
2	W	5/9	AT&T Center	113-91	1-1	Howard 27	Howard/Nowitzki 9	Duncan 28	(c) 18,797
3	W	5/13	AA Center	104-103	2-1	Nowitzki 27	Nowitzki 15	Duncan 35	(c) 20,865
4	W	5/15	AA Center	123-118 (OT)	3-1	Terry 32	Dampier/Nowitzki 9	Parker 33	(c) 20,969
5	L	5/17	AT&T Center	97-98	3-2	Nowitzki 31	Nowitzki 10	Duncan 36	(c) 18,797
6	L	5/19	AA Center	86-91	3-3	Nowitzki 26	Nowitzki 21	Ginobili 30	(c) 20,986
7	W	5/22	AT&T Center	119-111 (OT)	4-3	Nowitzki 37	Nowitzki 15	Duncan 41	(c) 18,797

CONFERENCE FINALS vs. PHOENIX

No.	W-L	Date	Site	Dal-Opp	Series	Dallas High Scorer	Dallas High Reb.	Opp High Scorer	Attendance
1	W	5/24	AA Center	118-121	0-1	Harris 30	Nowitzki 19	Diaw 34	(c) 20,789
2	W	5/26	AA Center	105-98	1-1	Nowitzki 30	Nowitzki 14	Diaw 25	(c) 20,934
3	W	5/28	US Airways Center	95-88	2-1	Nowitzki 28	Nowitzki 17	Nash 21	(c) 18,422
4	L	5/30	US Airways Center	86-106	2-2	Howard 16	Howard 9	Barbosa 24	(c) 18,422
5	W	6/1	AA Center	117-101	3-2	Nowitzki 50	Nowitzki 12	T. Thomas 26	(c) 20,977
6	W	6/3	US Airways Center	102-93	4-2	Nowitzki 24	Howard 15	Diaw 30	(c) 18,422



NBA FINALS vs. MIAMI

No.	W-L	Date	Site	Dal-Opp	Series	Dallas High Scorer	Dallas High Reb.	Opp High Scorer	Attendance
1	W	6/8	AA Center	90-80	1-0	Terry 32	Howard 12	Wade 28	(c)20,475
2	W	6/11	AA Center	99-85	2-0	Nowitzki 26	Nowitzki 16	Wade 23	(c)20,459
3	L	6/13	AA Arena	96-98	2-1	Nowitzki 30	Dampier 9	Wade 42	(c)20,145
4	L	6/15	AA Arena	74-98	2-2	Terry 17	Nowitzki 9	Wade 36	(c)20,145
5	L	6/18	AA Arena	100-101 (OT)	2-3	Terry 35	Howard 10	Wade 43	(c)20,145
6	L	6/20	AA Center	92-95	2-4	Nowitzki 29	Nowitzki 15	Wade 36	(c)20,522

2005 PLAYOFFS**FIRST ROUND vs. HOUSTON**

No.	W-L	Date	Site	Dal-Opp	Series	Dallas High Scorer	Dallas High Reb.	Opp High Scorer	Attendance
1	L	4/23	AA Center	86-98	0-1	Nowitzki 21	Howard 10	McGrady 34	(c)20,768
2	L	4/25	AA Center	111-113	0-2	Nowitzki 26	Dampier 9	Yao 33	(c)20,884
3	W	4/28	Toyota Center	106-102	1-2	Nowitzki 28	ED/DN/JT 6	McGrady 28	(c)18,199
4	W	4/30	Toyota Center	97-93	2-2	Terry 32	Nowitzki 7	McGrady 36	(c)18,211
5	W	5/2	AA Center	103-100	3-2	Nowitzki 23	Nowitzki 13	Yao 30	(c)20,894
6	L	5/5	Toyota Center	83-101	3-3	Stackhouse 21	Nowitzki 13	McGrady 37	(c)18,215
7	W	5/7	AA Center	116-76	4-3	Terry 31	Nowitzki 14	Yao 33	(c)20,884

CONFERENCE SEMIFINALS vs. PHOENIX

No.	W-L	Date	Site	Dal-Opp	Series	Dallas High Scorer	Dallas High Reb.	Opp High Scorer	Attendance
1	L	5/9	Amer. West Arena	102-127	0-1	Nowitzki 28	Nowitzki 13	Stoudemire 40	(c)18,422
2	W	5/11	Amer. West Arena	108-106	1-1	Finley 31	Dampier/Nowitzki 12	Stoudemire 30	(c)18,422
3	L	5/13	AA Center	102-119	1-2	Nowitzki 21	Nowitzki 13	Stoudemire 37	(c)20,896
4	W	5/15	AA Center	119-109	2-2	Howard 29	Dampier 11	Nash 48	(c)20,894
5	L	5/18	Amer. West Arena	108-114	2-3	Nowitzki 34	Dampier 14	Nash 34	(c)18,422
6	L	5/20	AA Center	126-130 (OT)	2-4	Terry 36	Howard 14	Nash 39	(c)20,915

2004 PLAYOFFS**FIRST ROUND vs. SACRAMENTO**

No.	W-L	Date	Site	Dal-Opp	Series	Dallas High Scorer	Dallas High Reb.	Opp High Scorer	Attendance
1	L	4/18	ARCO Arena	105-116	0-1	Nowitzki 32	Nowitzki 13	Stojakovic 28	(c)17,317
2	L	4/20	ARCO Arena	79-83	0-2	Nowitzki 28	Daniels 11	Bibby 24	(c)17,317
3	W	4/24	AA Center	104-79	1-2	Daniels 22	Howard 14	Bibby/Webber 22	(c)20,580
4	L	4/26	AA Center	92-94	1-3	Nowitzki 21	Nowitzki 14	Bibby 22	(c)20,677
5	L	4/29	ARCO Arena	118-119	1-4	Nowitzki 31	Nowitzki 14	Bibby 36	(c)17,317

2003 PLAYOFFS**FIRST ROUND vs. PORTLAND**

No.	W-L	Date	Site	Dal-Opp	Series	Dallas High Scorer	Dallas High Reb.	Opp High Scorer	Attendance
1	W	4/19	AA Center	96-86	1-0	Nowitzki 46	Nowitzki 10	Wallace 29	(c)20,336
2	W	4/23	AA Center	103-99	2-0	Nash 28	Nowitzki 9	Wells 45	(c)20,356
3	W	4/25	Rose Garden	115-103	3-0	Nowitzki 42	Nowitzki 10	Patterson 19	(c)19,980
4	L	4/27	Rose Garden	79-98	3-1	Nowitzki 26	Nowitzki 11	Randolph 25	(c)19,980
5	L	4/30	AA Center	99-103	3-2	Nowitzki 35	Nowitzki 11	Randolph 22	(c)20,438
6	L	5/2	Rose Garden	103-125	3-3	Nash 21	Griffin 8	Randolph 21	(c)20,602
7	W	5/4	AA Center	107-95	4-3	Nowitzki 31	Nowitzki 11	S'damire/Wallace 17	(c)20,281

CONFERENCE SEMIFINALS vs. SACRAMENTO

No.	W-L	Date	Site	Dal-Opp	Series	Dallas High Scorer	Dallas High Reb.	Opp High Scorer	Attendance
1	L	5/6	AA Center	113-124	0-1	Fin/Nash/V'Exel 20	Nowitzki 11	Stojakovic 26	(c)20,525
2	W	5/8	AA Center	132-110	1-1	Van Exel 36	Nowitzki 12	Webber 31	(c)20,491
3	W	5/10	ARCO Arena	141-137 (2OT)	2-1	Van Exel 40	Nowitzki 20	Stojakovic 39	(c)17,317
4	L	5/11	ARCO Arena	83-99	2-2	Bell/Finley 16	Nowitzki 11	Turkoglu 17	(c)17,317
5	W	5/13	AA Center	112-99	3-2	Nash 25	Nowitzki 15	Christie 21	(c)20,556
6	L	5/15	ARCO Arena	109-115	3-3	Van Exel 35	Nowitzki 12	Stojakovic 24	(c)17,317
7	W	5/17	AA Center	112-99	4-3	Nowitzki 30	Nowitzki 19	Bibby 25	(c)20,595

CONFERENCE FINALS vs. SAN ANTONIO

No.	W-L	Date	Site	Dal-Opp	Series	Dallas High Scorer	Dallas High Reb.	Opp High Scorer	Attendance
1	W	5/19	SBC Center	113-110	1-0	Nowitzki 38	Nowitzki 15	Duncan 40	(c)18,797
2	L	5/21	SBC Center	106-119	1-1	Finley 29	Finley/Nowitzki 10	Duncan 32	(c)18,797
3	L	5/23	AA Center	83-96	1-2	Van Exel 16	Nowitzki 9	Duncan 34	(c)20,695
4	L	5/25	AA Center	95-102	1-3	Finley/Nash 25	Williams/Van Exel 8	Parker 25	(c)20,561
5	W	5/27	SBC Center	103-91	2-3	Finley 31	Fin/Naj/Williams 8	Duncan 23	(c)18,797
6	L	5/29	AA Center	78-90	2-4	Van Exel 19	LaFrentz 12	Jackson 24	(c)20,812

2002 PLAYOFFS**FIRST ROUND vs. MINNESOTA**

No.	W-L	Date	Site	Dal-Opp	Series	Dallas High Scorer	Dallas High Reb.	Opp High Scorer	Attendance
1	W	4/21	AA Center	101-94	1-0	Nowitzki 30	Nowitzki 15	Billups 25	(c)20,010
2	W	4/24	AA Center	122-110	2-0	Nowitzki 31	Nowitzki 15	Garnett 31	(c)20,084
3	W	4/28	Target Center	115-102	3-0	Nowitzki 39	Nowitzki 17	Garnett 22	(c)18,795

CONFERENCE SEMIFINALS vs. SACRAMENTO

No.	W-L	Date	Site	Dal-Opp	Series	Dallas High Scorer	Dallas High Reb.	Opp High Scorer	Attendance
1	L	5/4	ARCO Arena	91-108	0-1	Nowitzki 23	Nowitzki 14	Stojakovic 26	(c)17,317
2	W	5/6	ARCO Arena	110-102	1-1	Nash 30	Nowitzki 15	Webber/Bibby 22	(c)17,317
3	L	5/9	AA Center	119-125	1-2	Finley 37	LaFrentz 13	Webber 31	(c)20,265
4	L	5/11	AA Center	113-115 (OT)	1-3	Nowitzki 31	Nowitzki 12	Webber 30	(c)20,274
5	L	5/13	ARCO Arena	101-114	1-4	Nowitzki 32	Nowitzki 12	Webber/Bibby 23	(c)17,317

2001 PLAYOFFS**FIRST ROUND vs. UTAH**

No.	W-L	Date	Site	Dal-Opp	Series	Dallas High Scorer	Dallas High Reb.	Opp High Scorer	Attendance
1	L	4/21	Delta Center	86-88	0-1	Finley 26	Nowitzki 12	Malone 26	19,100
2	L	4/24	Delta Center	98-109	0-2	Finley 32	Finley/Bradley 8	Malone 34	(c)19,911
3	W	4/28	Reunion Arena	94-91	1-2	Nowitzki 33	Howard 11	Malone 29	(c)18,187
4	W	5/1	Reunion Arena	107-77	2-2	Nowitzki 33	Finley 12	Malone 25	(c)18,300
5	W	5/3	Delta Center	84-83	3-2	Finley 33	Howard 8	Malone 24	(c)19,911

CONFERENCE SEMIFINALS vs. SAN ANTONIO

No.	W-L	Date	Site	Dal-Opp	Series	Dallas High Scorer	Dallas High Reb.	Opp High Scorer	Attendance
1	L	5/5	Alamodome	78-94	0-1	Finley 17	Bradley 12	Duncan 31	32,798
2	L	5/7	Alamodome	86-100	0-2	Finley 24	Howard 11	Duncan 25	27,690
3	L	5/9	Reunion Arena	90-104	0-3	Nowitzki 15	Buckner 12	Robinson 19	(c)18,237
4	W	5/12	Reunion Arena	112-108	1-3	Nowitzki 30	Nowitzki 9	Duncan 29	(c)18,187
5	L	5/14	Alamodome	87-105	1-4	Nowitzki 42	Nowitzki 18	Duncan 32	25,853



1990 PLAYOFFS**FIRST ROUND vs. PORTLAND**

No.	W-L	Date	Site	Dal-Opp	Series	Dallas High Scorer	Dallas High Reb.	Opp High Scorer	Attendance
1	L	4/26	Port. Mem. Col.	102-109	0-1	Harper 24	Tarpley 14	Porter 28	(c)12,884
2	L	4/28	Port. Mem. Col.	107-114	0-2	Harper 23	Tarpley 17	Duckworth 18	(c)12,884
3	L	5/1	Reunion Arena	92-106	0-3	Blackman 23	Tarpley 15	Kersey 29	(c)17,007

1988 PLAYOFFS**FIRST ROUND vs. HOUSTON**

No.	W-L	Date	Site	Dal-Opp	Series	Dallas High Scorer	Dallas High Reb.	Opp High Scorer	Attendance
1	W	4/28	Reunion Arena	120-110	1-0	Tarpley 24	Tarpley 9	Olajuwon 34	(c)17,007
2	L	4/30	Reunion Arena	108-119	1-1	Tarpley 23	Tarpley 13	Floyd 42	(c)17,007
3	W	5/3	Summit	93-92	2-1	Tarpley 17	Tarpley 13	Olajuwon 35	(c)16,611
4	W	5/5	Summit	107-97	3-1	Aguirre 38	Donaldson 10	Olajuwon 40	(c)16,611

CONFERENCE SEMIFINALS vs. DENVER

No.	W-L	Date	Site	Dal-Opp	Series	Dallas High Scorer	Dallas High Reb.	Opp High Scorer	Attendance
1	L	5/10	McNichols	115-126	0-1	Aguirre 26	Donaldson 13	Lever 30	(c)17,022
2	W	5/12	McNichols	112-108	1-1	Blackman 31	Donaldson 13	English/Lever 22	(c)17,022
3	L	5/14	Reunion Arena	105-107	1-2	Perkins 17	Tarpley 15	English 23	(c)17,007
4	W	5/15	Reunion Arena	124-103	2-2	Aguirre 34	Tarpley 13	English 24	(c)17,007
5	W	5/17	McNichols	110-106	3-2	Aguirre 25	Tarpley 16	Schayes 33	(c)17,022
6	W	5/19	Reunion Arena	108-95	4-2	RB/SP 23	Tarpley 19	English 34	(c)17,007

CONFERENCE FINALS vs. L.A. LAKERS

No.	W-L	Date	Site	Dal-Opp	Series	Dallas High Scorer	Dallas High Reb.	Opp High Scorer	Attendance
1	L	5/23	Forum	98-113	0-1	RT/MA/RB 18	Tarpley 20	Worthy 28	(c)17,505
2	L	5/25	Forum	101-123	0-2	Aguirre 28	Tarpley 13	Scott 30	(c)17,505
3	W	5/27	Reunion Arena	106-94	1-2	Aguirre 23	Tarpley 20	Worthy 19	(c)17,007
4	W	5/29	Reunion Arena	118-104	2-2	Harper 35	Tarpley 13	Johnson 28	(c)17,007
5	L	5/31	Forum	102-119	2-3	Aguirre 31	Tarpley 11	Worthy 28	(c)17,505
6	W	6/2	Reunion Arena	105-103	3-3	Aguirre 23	Aguirre 13	Worthy/Scott 27	(c)17,007
7	L	6/4	Forum	102-117	3-4	Aguirre 24	Donaldson 14	Worthy 28	(c)17,505

1987 PLAYOFFS**FIRST ROUND vs. SEATTLE**

No.	W-L	Date	Site	Dal-Opp	Series	Dallas High Scorer	Dallas High Reb.	Opp High Scorer	Attendance
1	W	4/23	Reunion Arena	151-129	1-0	Aguirre 28	Tarpley 11	Chambers 35	(c)17,007
2	L	4/25	Reunion Arena	110-112	1-1	Aguirre 28	Tarpley 8	Ellis 32	(c)17,007
3	L	4/28	Hec Ed	107-117	1-2	Harper 30	Perkins 11	Ellis 43	(c)8,150
4	L	4/30	Hec Ed	98-124	1-3	Blackman 25	Tarpley 17	Chambers 31	(c)8,150

1986 PLAYOFFS**FIRST ROUND vs. UTAH**

No.	W-L	Date	Site	Dal-Opp	Series	Dallas High Scorer	Dallas High Reb.	Opp High Scorer	Attendance
1	W	4/18	Reunion Arena	101-93	1-0	Blackman 25	Perkins 15	Malone 23	(c)17,007
2	W	4/20	Reunion Arena	113-106	2-0	Aguirre 27	Perkins 10	Malone 31	(c)17,007
3	L	4/23	Salt Palace	98-100	2-1	Donaldson 17	Donaldson 20	Green 32	11,635
4	W	4/25	Salt Palace	117-113	3-1	Perkins 29	Perkins 12	Bailey 24	(c)12,683

CONFERENCE SEMIFINALS vs. L.A. LAKERS

No.	W-L	Date	Site	Dal-Opp	Series	Dallas High Scorer	Dallas High Reb.	Opp High Scorer	Attendance
1	L	4/27	Forum	116-130	0-1	Vincent 18	Donaldson 10	Abdul-Jabbar 28	(c)17,505
2	L	4/30	Forum	113-117	0-2	Aguirre 28	Aguirre 12	Abdul-Jabbar 26	(c)17,505
3	W	5/2	Reunion Arena	110-108	1-2	Aguirre 27	Donaldson 14	Abdul-Jabbar 28	(c)17,007
4	W	5/4	Reunion Arena	120-118	2-2	Aguirre 39	Donaldson 11	Abdul-Jabbar 33	(c)17,007
5	L	5/6	Forum	113-116	2-3	Aguirre 27	Donaldson 8	Abdul-Jabbar 34	(c)17,505
6	L	5/8	Reunion Arena	107-120	2-4	Aguirre 28	Donaldson 18	Abdul-Jabbar 27	(c)17,007

1985 PLAYOFFS**FIRST ROUND vs. PORTLAND**

No.	W-L	Date	Site	Dal-Opp	Series	Dallas High Scorer	Dallas High Reb.	Opp High Scorer	Attendance
1	W	4/18	Reunion	139-131 (2OT)	1-0	Blackman 43	Aguirre 14	Vandeweghe 25	(c)17,007
2	L	4/20	Reunion	121-124 (OT)	1-1	Blackman 41	Perkins 19	Vandeweghe 27	(c)17,007
3	L	4/23	Port. Mem. Col.	109-122	1-2	MA/RB 30	JV/SP 9	Vandeweghe 24	(c)12,666
4	L	4/25	Port. Mem. Col.	113-115	1-3	Aguirre 39	Perkins 10	Vandeweghe 27	(c)12,666

1984 PLAYOFFS**FIRST ROUND vs. SEATTLE**

No.	W-L	Date	Site	Dal-Opp	Series	Dallas High Scorer	Dallas High Reb.	Opp High Scorer	Attendance
1	W	4/17	Reunion Arena	88-86	1-0	Aguirre 20	Aguirre 11	Williams 37	(c)17,007
2	L	4/19	Reunion Arena	92-95	1-1	Blackman 28	Aguirre 17	Chambers 30	(c)17,007
3	L	4/21	Seattle Col.	94-104	1-2	Blackman 27	Vincent 10	Sikma 23	10,229
4	W	4/24	Kingdome	107-96	2-2	Aguirre 29	MA/JV 11	Sikma 27	11,893
5	W	4/26	Moody Col.	105-104 (OT)	3-2	Blackman 29	Vincent 10	Williams 27	(c)9,007

CONFERENCE SEMIFINALS vs. L.A. LAKERS

No.	W-L	Date	Site	Dal-Opp	Series	Dallas High Scorer	Dallas High Reb.	Opp High Scorer	Attendance
1	L	4/28	Forum	91-134	0-1	Aguirre 16	Nimphius 10	McGee 25	13,512
2	L	5/1	Forum	101-117	0-2	Blackman 27	Ellis 8	Johnson 27	15,298
3	W	5/4	Reunion Arena	125-115	1-2	Blackman 31	Cummings 14	Johnson 24	(c)17,007
4	L	5/6	Reunion Arena	115-122 (OT)	1-3	Aguirre 34	MA/JV 7	Abdul-Jabbar 33	(c)17,000
5	L	5/8	Forum	99-115	1-4	Blackman 25	Ellis 10	McGee 27	15,644



MISCELLANEOUS

ALL-TIME MAVERICKS TEAM PLAYOFF STATISTICS

SEASON	G	FGM	FGA	PCT	3PM	3PA	PCT	FTM	FTA	PCT	-Rebounds-			AST	PF-D	STL	TO	BLK	PTS	AVG
											OFF	DEF	TOT							
1984	10	397	901	.441	5	30	.167	218	261	.835	159	273	432	217	215-4	57	131	36	1017	101.7
1985	4	171	363	.471	9	24	.375	131	157	.834	62	107	169	98	94-2	29	61	10	482	120.5
1986	10	426	871	.489	30	58	.517	226	289	.782	139	280	419	250	215-2	66	142	31	1108	110.8
1987	4	175	356	.492	2	25	.080	114	152	.750	61	118	179	88	99-2	27	59	17	466	116.5
1988	17	730	1473	.496	25	93	.269	349	462	.755	279	482	761	411	353-4	126	253	87	1834	107.9
1990	3	115	243	.473	9	29	.310	62	81	.765	34	86	120	61	82-3	24	54	17	301	100.3
2001	10	322	808	.399	61	172	.355	217	256	.848	122	288	410	170	234-2	59	116	55	922	92.2
2002	8	318	704	.452	67	177	.379	169	202	.837	87	248	335	157	206-3	50	100	37	872	109.0
2003	20	774	1721	.450	184	463	.397	350	422	.829	223	618	841	408	486-6	121	250	103	2082	104.1
2004	5	191	482	.396	25	87	.287	91	118	.771	102	159	261	103	108-0	46	68	33	498	99.6
2005	13	495	1094	.452	86	227	.379	291	370	.786	187	378	565	227	295-5	94	171	66	1367	105.2
2006	23	831	1842	.451	110	347	.317	522	645	.809	280	701	987	351	587-6	152	295	99	2294	99.7
2007	6	205	485	.423	42	133	.316	139	180	.772	84	182	266	107	143-0	50	98	30	591	98.5
2008	5	158	394	.401	36	104	.346	118	150	.787	72	154	226	97	103-0	20	58	20	470	94.0
2009	10	356	757	.470	73	206	.354	231	284	.813	92	315	407	181	228-1	65	130	38	1016	101.6
2010	6	204	476	.429	38	116	.328	111	140	.793	72	191	263	111	135-1	45	78	30	557	92.8
2011	21	724	1572	.461	184	467	.394	431	533	.809	203	603	806	423	422-3	149	271	86	2063	98.2
2012	4	126	312	.404	32	86	.372	89	107	.832	42	120	162	62	83-0	32	58	14	373	93.3
2014	7	274	607	.451	59	157	.376	101	132	.765	82	203	285	134	142-0	46	80	29	708	101.1
2015	5	208	460	.452	38	122	.311	96	126	.762	68	169	237	106	136-1	35	71	23	550	110.0
2016	5	177	406	.436	31	107	.290	84	121	.694	46	130	176	103	120-0	30	59	12	469	93.8
2020	6	253	535	.473	81	225	.360	115	159	.723	46	213	259	129	135-0	39	76	22	702	117.0
2021	7	274	602	.455	95	245	.388	99	140	.707	72	212	284	145	142-0	39	77	15	742	106.0
2022	18	653	1455	.449	284	747	.380	324	420	.771	117	540	657	345	380-3	129	184	50	1914	106.3

ALL-TIME OPPONENTS TEAM PLAYOFF STATISTICS

SEASON	G	FGM	FGA	PCT	3PM	3PA	PCT	FTM	FTA	PCT	-Rebounds-			AST	PF-D	STL	TO	BLK	PTS	AVG
											OFF	DEF	TOT							
1984	10	461	891	.517	13	45	.289	153	212	.722	132	315	447	277	255-2	64	133	69	1088	108.8
1985	4	206	394	.523	5	20	.250	75	97	.773	70	130	200	123	120-4	31	61	20	492	123.0
1986	10	462	900	.513	18	43	.419	179	240	.746	133	284	417	288	248-1	65	120	49	1121	112.1
1987	4	188	373	.504	9	24	.375	97	126	.770	67	120	187	117	119-4	28	53	32	482	120.5
1988	17	726	1503	.483	49	137	.358	335	411	.815	253	451	704	442	381-3	128	210	78	1836	108.0
1990	3	120	261	.460	7	21	.333	82	116	.707	52	89	141	74	76-1	27	41	18	329	109.7
2001	10	354	775	.457	53	136	.390	198	274	.723	125	330	455	234	240-2	57	135	53	959	95.9
2002	8	315	683	.461	43	125	.344	197	259	.761	119	273	392	166	193-5	54	118	33	870	108.8
2003	20	746	1643	.454	132	379	.348	470	624	.753	260	668	928	462	441-6	138	274	89	2094	104.7
2004	5	186	421	.442	33	90	.367	86	121	.711	63	176	239	47.8	109-1	50	82	23	491	98.2
2005	13	507	1067	.475	106	253	.419	268	346	.775	161	388	549	250	308-5	92	182	77	1388	106.8
2006	23	801	1703	.470	122	354	.345	476	669	.712	201	679	880	371	562-9	141	330	110	2200	95.7
2007	6	220	474	.464	62	169	.367	129	176	.733	71	179	250	104	149-4	49	91	26	631	105.2
2008	5	198	408	.485	34	74	.459	84	108	.778	50	155	205	104	112-0	30	42	28	514	102.8
2009	10	374	776	.482	67	190	.353	210	285	.737	92	281	373	198	237-2	76	111	41	1025	102.5
2010	6	215	468	.459	25	78	.321	105	149	.705	67	184	251	109	119-0	37	75	19	560	93.3
2011	21	718	1606	.447	112	386	.290	394	512	.770	238	605	843	379	453-3	152	285	107	1942	92.5
2012	4	143	306	.467	32	84	.381	81	96	.844	29	128	157	70	97-2	35	51	29	399	99.8
2014	7	270	543	.497	49	128	.383	133	178	.747	62	229	291	139	137-1	50	96	25	722	103.1
2015	5	200	429	.466	46	131	.351	125	184	.679	56	174	230	117	123-0	39	72	26	571	114.2
2016	5	197	414	.476	51	140	.364	115	147	.782	68	168	236	107	112-0	38	65	23	560	112.0
2020	6	271	541	.501	84	208	.404	134	165	.812	52	226	278	127	147-1	43	72	20	760	126.7
2021	7	273	560	.488	94	252	.373	138	164	.841	62	232	294	158	144-3	48	77	35	778	111.1
2022	18	701	1470	.477	184	522	.352	315	394	.799	183	628	811	423	397-4	91	240	64	1901	105.6

LA CLIPPERS



Owner Steve Ballmer
 President, Basketball Operations Lawrence Frank
 General Manager Trent Redden
 Head Coach Tyronn Lue
 Associate Head Coach Daniel Craig
 Assistant Coaches .. Brian Shaw, Jay Larranaga, Larry Drew, Shaun Fein, Jeremy Castleberry, Brendan O'Connor, Dahntay Jones
 Director of Medical Services/Head Athletic Trainer Jasen Powell
 Address 6951 S. Centinela Ave., Playa Vista, CA 90094
 Home Court Crypto.com Arena (19,060)
 Team Colors Red, Blue, Silver and Black

LA CLIPPERS PR STAFF

Chief Communications Officer
 Chris Wallace (cwallace@clippers.com)

Director of Communications
 Dennis Rogers (drogers@clippers.com)

Basketball Communications Manager
 Curtis Jackson (cjackson@clippers.com)

Basketball Communications Manager
 Cooper Dzierzanowski (cdzierzanowski@clippers.com)

X
 @LAClippers (@ClippersPR)

2023-24 SEASON SERIES RESULTS

Nov. 10 vs. Dallas Dallas, 144-126
 Nov. 25 @ LA Clippers LA Clippers, 107-88
 Dec. 20 vs. Dallas LA Clippers, 120-111

2023-24 DALLAS STATISTICS VS. LA CLIPPERS

PLAYER	GP-GS	MIN	FG-ATT	FG%	3FG-ATT	3FG%	FT-FTA	FT%	OFF	DEF	TOT/AVG	AST	PF-D	STL	TO	BLK	PTS	AVG
L. Dončić	3-3	114:08	38-73	.521	9-28	.321	17-23	.739	1	17	18/6.0	20	6-19	4	10	2	102	34.0
K. Irving	2-2	60:28	19-41	.463	8-16	.500	7-7	1.000	3	9	12/6.0	6	4-3	3	3	0	53	26.5
T. Hardaway Jr.	3-0	92:49	19-48	.396	7-28	.250	5-5	1.000	1	8	9/3.0	6	4-8	3	2	0	50	16.7
D. Jones Jr.	3-3	87:47	11-26	.423	4-11	.364	8-9	.889	7	7	14/4.7	6	4-9	5	0	3	34	11.3
J. Hardy	3-0	43:08	11-24	.458	6-12	.500	2-3	.667	2	6	8/2.7	2	4-4	1	3	0	30	10.0
D. Exum	3-1	76:00	10-23	.435	3-8	.375	3-4	.750	5	11	16/5.3	9	6-5	3	1	0	26	8.7
D. Lively II	1-1	26:12	3-8	.375	0-0	.000	0-0	.000	2	2	4/4.0	1	6-1	0	1	1	6	6.0
G. Williams	3-3	81:51	7-12	.583	2-7	.286	0-0	.000	8	7	15/5.0	6	14-2	0	2	1	16	5.3
D. Powell	3-1	54:15	3-4	.750	0-0	.000	8-9	.889	5	3	8/2.7	8	7-10	1	1	0	14	4.7
S. Curry	2-0	15:31	2-7	.286	2-6	.333	2-3	.667	0	0	0/0.0	0	2-2	0	0	0	8	4.0
J. Green	2-0	27:01	1-6	.167	1-5	.200	0-0	.000	0	1	1/0.5	4	4-0	0	0	0	3	1.5
O. Prosper	3-0	14:14	0-3	.000	0-2	.000	1-2	.500	1	1	2/0.7	1	1-1	1	0	0	1	0.3
R. Holmes	1-1	21:15	0-4	.000	0-0	.000	0-2	.000	2	3	5/5.0	1	3-1	0	0	2	0	0.0
A. Lawson	1-0	0:31	0-0	.000	0-0	.000	0-0	.000	0	0	0/0.0	0	0-0	0	0	0	0	0.0
M. Morris	1-0	4:46	0-1	.000	0-0	.000	0-0	.000	1	1	2/2.0	0	1-0	0	0	0	0	0.0
TEAM	34-15	719:56	124-280	.443	42-123	.341	53-67	.791	38	76	114/38.0	70	66-65	21	23	9	343	114.3

2023-24 LA CLIPPERS STATISTICS VS. DALLAS

PLAYER	GP-GS	MIN	FG-ATT	FG%	3FG-ATT	3FG%	FT-FTA	FT%	OFF	DEF	TOT/AVG	AST	PF-D	STL	TO	BLK	PTS	AVG
K. Leonard	3-3	95:48	22-49	.449	3-15	.200	17-17	1.000	4	15	19/6.3	12	3-13	1	4	3	64	21.3
P. George	2-2	58:56	12-31	.387	3-12	.250	6-6	1.000	1	11	12/6.0	6	7-3	1	3	0	33	16.5
J. Harden	3-3	96:08	9-26	.346	6-17	.353	15-16	.938	0	14	14/4.7	21	4-10	3	8	4	39	13.0
R. Westbrook	3-1	68:54	16-29	.552	0-4	.000	6-8	.750	6	13	19/6.3	12	6-9	5	6	0	38	12.7
N. Powell	3-0	66:45	11-15	.733	6-9	.667	8-8	1.000	0	6	6/2.0	3	5-6	1	4	0	36	12.0
T. Mann	3-2	90:14	15-30	.500	2-9	.222	3-4	.750	6	7	13/4.3	5	7-2	0	1	2	35	11.7
I. Zubac	3-3	70:06	15-23	.652	0-0	.000	5-11	.455	11	20	31/10.3	2	6-9	1	3	2	35	11.7
B. Hyland	2-0	32:26	6-13	.462	2-8	.250	6-6	1.000	1	3	4/2.0	6	5-3	1	4	0	20	10.0
D. Theis	2-0	31:40	6-10	.600	2-3	.667	2-4	.500	3	2	5/2.5	2	6-3	0	1	1	16	8.0
A. Coffey	3-1	57:01	5-12	.417	2-7	.286	6-6	1.000	1	7	8/2.7	4	7-5	1	3	0	18	6.0
M. Diabate	2-0	20:35	4-8	.500	0-0	.000	4-6	.667	8	3	11/5.5	0	3-3	1	0	0	12	6.0
K. Brown	2-0	17:29	3-6	.500	1-2	.500	0-0	.000	2	2	4/2.0	0	2-0	0	1	0	7	3.5
P. Tucker	2-0	13:53	0-1	.000	0-1	.000	0-0	.000	0	2	2/1.0	0	4-0	0	0	0	0	0.0
TEAM	33-15	719:55	124-253	.490	27-87	.310	78-92	.848	43	105	148/49.3	73	65-66	15	38	12	353	117.7



OKLAHOMA CITY THUNDER



Chairman Clayton I. Bennett
 Executive Vice President & General Manager Sam Presti
 Head Coach Mark Daigneault
 Assistant Coaches .. Dave Bliss, Mike Wilks, David Akinyooye, Grant Gibbs, Eric Maynor, Chip Engelland, Connor Johnson
 VP of Human & Player Performance Dr. Donnie Strack
 Address 9600 N. Oklahoma Ave, Oklahoma City, OK 73114
 Home Court Paycom Center (18,203)
 Team Colors Thunder Blue, Sunset, Yellow and Dark Blue

OKLAHOMA CITY PR STAFF

Vice President, Basketball Communications & Engagement
 Matt Tumbleson (mtumbleson@okcthunder.com)

Senior Basketball Communications Lead
 John Read (jread@okcthunder.com)

Senior Basketball Communications Lead
 Laila Wani (lwani@okcthunder.com)

Basketball Communications Coordinator
 Cole Terlip (cterlip@okcthunder.com)

X
 @okcthunder (@thunderPR)

2023-24 SEASON SERIES RESULTS

Dec. 2 vs. Dallas Oklahoma City, 126-120
 Feb. 10 vs. Dallas Dallas, 146-111
 Mar. 14 @ Oklahoma City Oklahoma City, 126-119
 Apr. 14 @ Oklahoma City Oklahoma City, 135-86

2023-24 DALLAS STATISTICS VS. OKLAHOMA CITY

PLAYER	GP-GS	MIN	FG-ATT	FG%	3FG-ATT	3FG%	FT-FTA	FT%	OFF	DEF	TOT/AVG	AST	PF-D	STL	TO	BLK	PTS	AVG
L. Dončić	2-2	77:17	20-36	.556	9-21	.429	19-27	.704	2	21	23/11.5	27	5-17	2	10	2	68	34.0
K. Irving	2-2	71:24	23-37	.622	6-14	.429	9-10	.900	2	8	10/5.0	20	3-11	3	5	0	61	30.5
D. Gafford	2-1	43:01	15-22	.682	0-0	.000	8-9	.889	10	14	24/12.0	1	5-6	0	2	2	38	19.0
D. Jones Jr.	3-3	88:01	15-25	.600	9-16	.563	3-4	.750	2	7	9/3.0	2	10-2	3	7	1	42	14.0
S. Curry	1-1	36:18	4-15	.267	4-9	.444	0-0	.000	3	2	5/5.0	3	2-3	1	0	1	12	12.0
T. Hardaway Jr.	3-1	75:31	13-31	.419	8-21	.381	2-2	1.000	1	10	11/3.7	7	6-1	4	3	0	36	12.0
D. Lively II	2-1	53:20	11-12	.917	0-0	.000	2-5	.400	7	11	18/9.0	0	4-4	1	2	7	24	12.0
A. Fudge	1-0	18:55	5-9	.556	1-3	.333	0-0	.000	2	0	2/2.0	0	1-0	3	0	0	11	11.0
B. Williams	2-0	35:31	8-23	.348	1-6	.167	5-6	.833	2	5	7/3.5	5	1-4	0	4	0	22	11.0
P. Washington	2-1	59:59	7-21	.333	1-11	.091	5-10	.500	1	9	10/5.0	2	7-6	1	4	0	20	10.0
A. Lawson	3-0	48:08	11-27	.407	4-14	.286	3-4	.750	2	5	7/2.3	4	4-2	0	1	1	29	9.7
J. Hardy	4-1	70:51	14-35	.400	4-11	.364	3-5	.600	0	8	8/2.0	11	12-6	4	9	0	35	8.8
M. Morris	1-0	23:41	2-7	.286	2-4	.500	2-2	1.000	0	5	5/5.0	3	0-1	0	2	1	8	8.0
M. Kleber	2-1	45:43	4-8	.500	2-5	.400	5-6	.833	3	11	14/7.0	4	1-4	2	0	2	15	7.5
D. Exum	1-1	21:36	2-8	.250	1-2	.500	2-2	1.000	0	0	0/0.0	2	3-4	0	4	0	7	7.0
O. Prosper	3-1	57:03	6-18	.333	2-8	.250	5-7	.714	4	7	11/3.7	2	4-6	0	2	0	19	6.3
G. Williams	1-1	26:35	1-6	.167	0-4	.000	3-4	.750	1	0	1/1.0	1	3-3	0	0	0	5	5.0
J. Green	3-2	62:49	4-14	.286	0-6	.000	4-4	1.000	1	4	5/1.7	5	3-5	2	3	0	12	4.0
D. Powell	3-1	36:37	2-3	.667	0-1	.000	2-2	1.000	4	5	9/3.0	1	5-2	1	2	2	6	2.0
R. Holmes	1-0	4:47	0-0	.000	0-0	.000	1-2	.500	0	1	1/1.0	0	0-1	0	0	0	1	1.0
D. Dennis	1-0	2:49	0-2	.000	0-2	.000	0-0	.000	1	1	2/2.0	0	0-0	0	0	0	0	0.0
TEAM	43-20	959:56	167-359	.465	54-158	.342	83-111	.748	48	134	182/45.5	100	79-88	27	60	19	471	117.8

2023-24 OKLAHOMA CITY STATISTICS VS. DALLAS



PLAYER	GP-GS	MIN	FG-ATT	FG%	3FG-ATT	3FG%	FT-FTA	FT%	OFF	DEF	TOT/AVG	AST	PF-D	STL	TO	BLK	PTS	AVG
S. Gilgeous-Alexander	4-4	120:29	29-56	.518	3-11	.273	27-32	.844	5	14	19/4.8	25	8-21	7	6	2	88	22.0
J. Williams	4-4	105:03	28-56	.500	8-15	.533	4-4	1.000	3	9	12/3.0	20	9-6	2	6	3	68	17.0
D. Bertans	1-0	11:10	3-3	1.000	3-3	1.000	6-6	1.000	0	1	1/1.0	1	3-2	1	0	0	15	15.0
C. Holmgren	4-4	95:58	18-31	.581	4-10	.400	8-10	.800	10	30	40/10.0	4	9-13	2	4	7	48	12.0
J. Giddey	4-4	81:09	18-49	.367	8-26	.308	3-3	1.000	6	9	15/3.8	17	8-3	2	9	1	47	11.8
C. Wallace	4-0	79:17	17-31	.548	8-18	.444	3-4	.750	4	8	12/3.0	4	8-3	3	3	2	45	11.3
O. Dieng	2-0	31:38	7-21	.333	2-8	.250	0-0	.000	0	1	1/0.5	6	2-0	3	2	3	16	8.0
L. Dort	4-4	90:46	12-35	.343	6-22	.273	2-3	.667	2	6	8/2.0	10	14-7	1	5	0	32	8.0
G. Hayward	2-0	42:53	5-9	.556	0-2	.000	6-7	.857	1	4	5/2.5	3	4-4	1	2	0	16	8.0
O. Sarr	1-0	7:56	3-4	.750	0-0	.000	2-3	.667	2	1	3/3.0	0	0-3	0	0	0	8	8.0
L. Waters III	3-0	29:19	7-12	.583	7-10	.700	0-0	.000	0	3	3/1.0	3	3-0	0	0	2	21	7.0
B. Bijombo	1-0	18:08	2-4	.500	0-0	.000	2-4	.500	1	5	6/6.0	0	1-2	0	0	1	6	6.0
A. Wiggins	4-0	59:20	8-15	.533	3-5	.600	4-4	1.000	2	9	11/2.8	2	4-3	3	1	1	23	5.8
I. Joe	4-0	70:07	8-22	.364	6-16	.375	0-0	.000	3	9	12/3.0	6	1-5	2	2	0	22	5.5
J. Williams	4-0	40:27	7-12	.583	6-10	.600	2-2	1.000	1	12	13/3.3	3	5-4	2	2	0	22	5.5
K. Williams	4-0	52:03	8-18	.444	3-6	.500	0-0	.000	5	11	16/4.0	9	7-2	0	6	0	19	4.8
M. Muscala	2-0	18:26	1-2	.500	0-1	.000	0-0	.000	2	3	5/2.5	0	2-1	0	1	0	2	1.0
A. Pokusevski	1-0	5:44	0-1	.000	0-1	.000	0-0	.000	0	0	0/0.0	0	0-0	0	0	0	0	0.0
TEAM	53-20	959:53	181-381	.475	67-164	.409	69-82	.841	47	135	182/45.5	113	88-79	29	49	22	498	124.5



DENVER NUGGETS



Owner E. Stanley Kroenke
 Vice Chairman Josh Kroenke
 General Manager Calvin Booth
 Head Coach Michael Malone
 Assistant Coaches .. David Adelman, Ryan Saunders, Popeye Jones, Ryan Bowen, Charles Klask, John Beckett, Ognjen Stojakovic, Elvis Valcarcel
 Head Athletic Trainer Dan Shimensky
 Address 1000 Chopper Circle, Denver, CO 80204
 Home Court Ball Arena (19,520)
 Team Colors Midnight Blue, Sunshine Yellow, Flatirons Red, Skyline Blue

DENVER PR STAFF

Vice President, Media Relations
 Nick O'Hayre (nick.ohayre@nuggets.com)

Director, Media Relations
 Cody Wise (cody.wise@nuggets.com)

Manager, Media Relations
 Makalah Emanuel (makalah.emmanuel@nuggets.com)

X
 @Nuggets (@NuggetsPR)

2023-24 SEASON SERIES RESULTS

Nov. 3 @ Denver Denver, 125-114
 Dec. 18 @ Denver Denver, 130-104
 Mar. 17 vs. Dallas Dallas, 107-105

2023-24 DALLAS STATISTICS VS. DENVER

PLAYER	GP-GS	MIN	FG-ATT	FG%	3FG-ATT	3FG%	FT-FTA	FT%	OFF	DEF	TOT/AVG	AST	PF-D	STL	TO	BLK	PTS	AVG
L. Dončić	3-3	114:46	36-75	.480	17-34	.500	20-27	.741	10	21	31/10.3	19	6-17	2	15	1	109	36.3
K. Irving	2-2	74:30	18-38	.474	5-16	.313	5-6	.833	3	5	8/4.0	16	3-4	7	6	3	46	23.0
J. Green	1-0	27:10	5-8	.625	3-5	.600	0-0	.000	1	4	5/5.0	2	2-2	2	0	0	13	13.0
G. Williams	2-2	55:10	7-18	.389	4-9	.444	2-2	1.000	3	5	8/4.0	2	6-1	1	1	2	20	10.0
D. Lively II	2-1	47:53	9-11	.818	0-1	.000	0-3	.000	5	7	12/6.0	0	5-2	1	3	3	18	9.0
D. Gafford	1-1	24:20	4-7	.571	0-0	.000	0-0	.000	3	3	6/6.0	1	5-0	0	0	1	8	8.0
D. Jones Jr.	3-3	65:48	10-25	.400	1-11	.091	1-2	.500	7	3	10/3.3	3	1-3	4	1	0	22	7.3
D. Powell	2-1	39:50	6-11	.545	0-0	.000	2-2	1.000	7	2	9/4.5	1	6-4	0	1	0	14	7.0
D. Exum	3-1	41:46	9-13	.692	1-2	.500	0-0	.000	0	4	4/1.3	3	4-1	0	1	0	19	6.3
T. Hardaway Jr.	3-0	63:24	6-23	.261	3-16	.188	3-4	.750	0	8	8/2.7	4	6-6	1	5	0	18	6.0
A. Lawson	1-0	14:50	2-4	.500	1-2	.500	1-2	.500	1	1	2/2.0	0	2-1	0	1	0	6	6.0
J. Hardy	3-0	36:39	5-15	.333	4-7	.571	3-4	.750	1	3	4/1.3	7	4-5	0	2	0	17	5.7
G. Brown III	1-0	8:44	2-2	1.000	0-0	.000	1-5	.200	1	1	2/2.0	0	1-3	0	1	0	5	5.0
P. Washington	1-1	30:49	2-10	.200	0-4	.000	0-0	.000	2	9	11/11.0	3	1-0	0	0	1	4	4.0
R. Holmes	1-0	6:36	1-5	.200	0-0	.000	0-0	.000	2	3	5/5.0	0	0-0	0	0	0	2	2.0
M. Morris	1-0	13:17	1-3	.333	0-2	.000	0-0	.000	0	3	3/3.0	0	1-1	0	0	0	2	2.0
O. Prosper	2-0	21:13	1-6	.167	0-2	.000	0-0	.000	1	3	4/2.0	3	1-0	0	0	0	2	1.0
S. Curry	2-0	12:15	0-1	.000	0-1	.000	0-0	.000	0	1	1/0.5	1	3-0	1	0	0	0	0.0
M. Kleber	1-0	20:55	0-3	.000	0-3	.000	0-0	.000	0	4	4/4.0	3	3-2	0	0	0	0	0.0
TEAM	35-15	719:55	124-278	.446	39-115	.339	38-57	.667	47	90	137/45.7	68	60-52	19	37	11	325	108.3

2023-24 DENVER STATISTICS VS. DALLAS

PLAYER	GP-GS	MIN	FG-ATT	FG%	3FG-ATT	3FG%	FT-FTA	FT%	OFF	DEF	TOT/AVG	AST	PF-D	STL	TO	BLK	PTS	AVG
J. Murray	3-3	99:35	20-49	.408	8-15	.533	15-15	1.000	0	10	10/3.3	22	7-8	3	5	2	63	21.0
N. Jokic	3-3	101:55	23-40	.575	2-5	.400	9-12	.750	11	23	34/11.3	23	6-15	5	9	1	57	19.0
M. Porter Jr.	3-3	94:20	19-39	.487	10-20	.500	4-4	1.000	9	11	20/6.7	5	5-3	2	4	4	52	17.3
A. Gordon	3-3	93:02	19-33	.576	4-11	.364	8-10	.800	3	18	21/7.0	15	6-11	3	4	2	50	16.7
R. Jackson	3-0	50:56	15-30	.500	4-10	.400	2-3	.667	0	2	2/0.7	8	4-3	4	4	0	36	12.0
J. Strawther	1-0	21:04	5-10	.500	2-4	.500	0-0	.000	0	3	3/3.0	2	1-1	1	0	0	12	12.0
K. Caldwell-Pope	3-3	94:54	11-21	.524	5-10	.500	0-0	.000	1	10	11/3.7	5	2-1	2	1	2	27	9.0
C. Braun	3-0	53:57	9-13	.692	1-2	.500	6-8	.750	2	8	10/3.3	2	9-5	1	3	0	25	8.3
Z. Nnaji	3-0	41:14	9-12	.750	0-2	.000	4-5	.800	4	5	9/3.0	2	5-7	1	2	1	22	7.3
P. Watson	3-0	50:32	5-13	.385	3-5	.600	3-6	.500	3	9	12/4.0	4	4-5	3	0	3	16	5.3
C. Gillespie	1-0	5:10	0-1	.000	0-0	.000	0-0	.000	1	0	1/1.0	0	1-0	0	0	0	0	0.0
J. Holiday	2-0	13:17	0-3	.000	0-0	.000	0-0	.000	0	1	1/0.5	0	2-1	0	0	1	0	0.0
TEAM	31-15	719:56	135-264	.511	39-84	.464	51-63	.810	34	100	134/44.7	88	52-60	25	32	16	360	120.0



MINNESOTA TIMBERWOLVES



Owner Glen Taylor
 President, Basketball Operations Tim Connelly
 Executive Vice President of Basketball Operations Sachin Gupta
 Head Coach Chris Finch
 Assistant Coaches Micah Nori, Pablo Prigioni, Elston Turner, Kevin Hanson, Kevin Burleson
 Vice President, Player Health/Head Athletic Trainer Gregg Farnam
 Address 600 Hennepin Avenue, Suite 300, Minneapolis, MN 55403
 Home Court Target Center (18,024)
 Team Colors Midnight Blue, Lake Blue, Moonlight Grey, Aurora Green

MINNESOTA PR STAFF

Chief Communications Officer
 Patrick Rees (Patrick.Rees@timberwolves.com)

Director of Basketball Communications
 Sara Perez (Sara.Perez@timberwolves.com)

Senior Manager of Basketball Communications & Broadcast
 Aaron Freeman (Aaron.Freeman@timberwolves.com)

Basketball Communications Coordinator
 Derek Ahrensbrak (Derek.Ahrensbrak@timberwolves.com)

X
 @Timberwolves (@Twolves_PR)

2023-24 SEASON SERIES RESULTS

Dec. 14 vs. Dallas Minnesota, 119-101
 Dec. 28 @ Minnesota Minnesota, 118-110
 Jan. 7 vs. Dallas Dallas, 115-108
 Jan. 31 @ Minnesota Minnesota, 121-87

2023-24 DALLAS STATISTICS VS. MINNESOTA

PLAYER	GP-GS	MIN	FG-ATT	FG%	3FG-ATT	3FG%	FT-FTA	FT%	OFF	DEF	TOT/AVG	AST	PF-D	STL	TO	BLK	PTS	AVG
L. Dončić	2-2	78:38	27-53	.509	7-19	.368	12-15	.800	1	11	12/6.0	21	5-11	3	11	0	73	36.5
K. Irving	1-1	39:17	14-27	.519	6-8	.750	1-1	1.000	5	3	8/8.0	5	2-1	3	3	2	35	35.0
T. Hardaway Jr.	4-1	127:19	24-63	.381	9-36	.250	11-14	.786	0	14	14/3.5	6	6-16	4	4	0	68	17.0
D. Exum	2-2	52:09	10-17	.588	3-4	.750	2-2	1.000	0	6	6/3.0	10	6-4	0	6	0	25	12.5
D. Jones Jr.	3-3	95:13	9-29	.310	3-15	.200	9-10	.900	8	15	23/7.7	1	10-9	6	2	4	30	10.0
J. Hardy	4-2	78:43	15-37	.405	5-15	.333	2-2	1.000	0	6	6/1.5	4	4-4	2	5	1	37	9.3
D. Lively II	2-2	46:52	8-13	.615	0-0	.000	1-2	.500	6	4	10/5.0	2	8-3	1	4	2	17	8.5
J. Green	3-2	74:34	11-19	.579	2-5	.400	0-0	.000	0	7	7/2.3	7	6-3	0	2	1	24	8.0
S. Curry	3-0	58:40	6-19	.316	2-9	.222	6-7	.857	1	7	8/2.7	6	3-4	1	6	0	20	6.7
D. Powell	4-1	79:19	9-13	.692	0-0	.000	8-13	.615	13	13	26/6.5	13	11-14	3	5	1	26	6.5
G. Williams	4-3	112:05	9-32	.281	4-18	.222	2-2	1.000	1	8	9/2.3	5	13-5	3	7	2	24	6.0
R. Holmes	2-1	32:54	4-6	.667	0-0	.000	3-3	1.000	4	6	10/5.0	3	4-3	0	0	2	11	5.5
B. Williams	1-0	8:16	1-3	.333	0-1	.000	3-3	1.000	0	0	0/0.0	2	0-2	0	0	0	5	5.0
O. Prosper	2-0	22:38	2-3	.667	0-1	.000	4-7	.571	1	3	4/2.0	0	1-5	0	0	0	8	4.0
M. Kleber	1-0	18:04	1-2	.500	1-1	1.000	0-0	.000	0	2	2/2.0	0	5-1	0	2	1	3	3.0
A. Lawson	2-0	17:13	2-6	.333	0-2	.000	1-2	.500	1	1	2/1.0	1	2-1	0	0	1	5	2.5
M. Morris	2-0	16:17	1-2	.500	0-0	.000	0-0	.000	0	1	1/0.5	1	3-0	0	1	0	2	1.0
G. Brown III	1-0	1:46	0-0	.000	0-0	.000	0-0	.000	0	0	0/0.0	1	0-0	0	0	0	0	0.0
TEAM	43-20	959:57	153-344	.445	42-134	.313	65-83	.783	41	107	148/37.0	88	89-86	26	58	17	413	103.3

2023-24 MINNESOTA STATISTICS VS. DALLAS

PLAYER	GP-GS	MIN	FG-ATT	FG%	3FG-ATT	3FG%	FT-FTA	FT%	OFF	DEF	TOT/AVG	AST	PF-D	STL	TO	BLK	PTS	AVG
A. Edwards	4-4	139:16	32-74	.432	10-22	.455	24-33	.727	6	14	20/5.0	23	8-18	8	15	2	98	24.5
K. Towns	4-4	116:54	30-57	.526	10-24	.417	14-20	.700	9	32	41/10.3	10	13-16	1	14	2	84	21.0
N. Reid	4-0	102:18	22-41	.537	14-25	.560	5-10	.500	7	20	27/6.8	7	11-7	2	5	1	63	15.8
R. Gobert	4-4	129:51	19-29	.655	0-0	.000	16-29	.552	12	34	46/11.5	8	14-27	4	11	6	54	13.5
M. Conley	4-4	114:55	15-29	.517	9-17	.529	4-4	1.000	1	8	9/2.3	19	10-5	2	5	2	43	10.8
J. McDaniels	4-4	118:30	16-37	.432	2-14	.143	2-3	.667	3	4	7/1.8	9	14-7	1	3	5	36	9.0
L. Garza	1-0	5:23	3-5	.600	1-1	1.000	1-2	.500	1	0	1/1.0	0	1-1	0	0	0	8	8.0
N. Alexander-Walker	4-0	79:59	10-21	.476	6-16	.375	2-2	1.000	2	0	2/0.5	8	7-3	4	1	2	28	7.0
K. Anderson	4-0	80:35	9-18	.500	1-2	.500	4-6	.667	3	14	17/4.3	12	5-4	2	6	1	23	5.8
T. Brown Jr.	3-0	26:53	5-9	.556	2-5	.400	0-0	.000	0	3	3/1.0	3	0-0	1	0	0	12	4.0
S. Milton	2-0	7:49	3-4	.750	0-0	.000	0-0	.000	0	0	0/0.0	0	1-0	0	0	0	6	3.0
J. Minott	1-0	1:46	1-1	1.000	0-0	.000	1-1	1.000	0	0	0/0.0	0	0-1	0	0	0	3	3.0
J. McLaughlin	3-0	28:37	2-10	.200	2-9	.222	0-0	.000	1	3	4/1.3	7	0-0	5	0	1	6	2.0
W. Moore Jr.	2-0	7:09	1-1	1.000	0-0	.000	0-0	.000	0	2	2/1.0	0	2-0	0	0	0	2	1.0
TEAM	44-20	959:55	168-336	.500	57-135	.422	73-110	.664	45	134	179/44.8	106	86-89	30	60	22	466	116.5



PHOENIX SUNS



Governor Mat Ishbia
 General Manager James Jones
 Head Coach Frank Vogel
 Associate Head Coach Kevin Young
 Assistant Coaches .. David Fizdale, Quinton Crawford, Miles Simon, Greg St. Jean, John Lucas III, Dru Anthrop, Jon Pastorek
 Vice President, Health & Performance Brady Howe
 Head Athletic Trainer David Crewe
 Address 201 E. Jefferson Street, Phoenix, AZ 85004
 Home Court Footprint Center (17,071) - 1992
 Team Colors Orange and Purple

PHOENIX PR STAFF

Director, Basketball Communications
 Cole Mickelson (cmickelson@suns.com)

Manager, Basketball Communications
 Bryce Marsee (bmarsee@suns.com)

Manager, Basketball Communications
 Palmer Black (pblack@suns.com)

X
 @Suns (@SunsBballComm)

2023-24 SEASON SERIES RESULTS

Dec. 25 @ Phoenix
 Jan. 24 vs. Dallas
 Feb. 22 vs. Dallas

Dallas, 128-114
 Phoenix, 132-109
 Dallas, 123-113

2023-24 DALLAS STATISTICS VS. PHOENIX

PLAYER	GP-GS	MIN	FG-ATT	FG%	3FG-ATT	3FG%	FT-FTA	FT%	OFF	DEF	TOT/AVG	AST	PF-D	STL	TO	BLK	PTS	AVG
L. Dončić	3-3	120:05	40-76	.526	18-38	.474	27-31	.871	2	21	23/7.7	35	7-23	8	12	5	125	41.7
K. Irving	1-1	35:41	11-18	.611	5-8	.625	2-2	1.000	1	4	5/5.0	3	2-2	1	1	0	29	29.0
T. Hardaway Jr.	3-1	102:32	17-43	.395	8-28	.286	5-7	.714	0	16	16/5.3	4	7-6	5	4	0	47	15.7
P. Washington	1-1	30:35	4-10	.400	2-6	.333	2-2	1.000	2	4	6/6.0	1	3-3	1	1	1	12	12.0
D. Jones Jr.	3-2	77:44	13-29	.448	4-13	.308	3-7	.429	4	3	7/2.3	3	6-6	1	3	1	33	11.0
D. Lively II	3-3	72:55	14-17	.824	0-0	.000	5-11	.455	7	9	16/5.3	3	6-8	1	1	3	33	11.0
J. Green	2-2	56:09	6-15	.400	5-11	.455	0-0	.000	4	2	6/3.0	8	5-4	2	3	0	17	8.5
D. Exum	2-1	51:40	5-11	.455	2-5	.400	1-2	.500	1	5	6/3.0	7	4-2	1	3	0	13	6.5
G. Williams	2-1	38:06	4-9	.444	2-6	.333	1-2	.500	0	4	4/2.0	2	7-1	0	5	3	11	5.5
J. Hardy	3-0	28:54	5-14	.357	4-7	.571	0-0	.000	0	5	5/1.7	3	1-0	0	0	0	14	4.7
M. Kleber	2-0	48:06	4-9	.444	1-4	.250	0-0	.000	2	3	5/2.5	4	4-3	1	1	0	9	4.5
D. Gafford	1-0	17:13	0-1	.000	0-0	.000	4-4	1.000	2	3	5/5.0	1	4-3	0	1	1	4	4.0
R. Holmes	1-0	4:48	2-2	1.000	0-0	.000	0-0	.000	2	0	2/2.0	0	0-0	0	0	0	4	4.0
D. Powell	2-0	8:13	2-2	1.000	0-0	.000	0-0	.000	0	1	1/0.5	2	1-0	0	0	0	4	2.0
B. Williams	1-0	4:48	1-2	.500	0-1	.000	0-1	.000	0	0	0/0.0	0	0-1	0	0	0	2	2.0
A. Lawson	2-0	9:47	1-5	.200	1-4	.250	0-0	.000	0	2	2/1.0	1	0-0	0	0	0	3	1.5
S. Curry	1-0	6:20	0-0	.000	0-0	.000	0-0	.000	1	0	1/1.0	0	0-0	0	0	0	0	0.0
O. Prosper	3-0	6:19	0-0	.000	0-0	.000	0-0	.000	0	0	0/0.0	0	0-0	0	0	0	0	0.0
TEAM	36-15	719:55	129-263	.490	52-131	.397	50-69	.725	28	82	110/36.7	77	57-62	21	35	14	360	120.0

2023-24 PHOENIX STATISTICS VS. DALLAS

PLAYER	GP-GS	MIN	FG-ATT	FG%	3FG-ATT	3FG%	FT-FTA	FT%	OFF	DEF	TOT/AVG	AST	PF-D	STL	TO	BLK	PTS	AVG
D. Booker	3-3	114:21	36-58	.621	9-20	.450	20-26	.769	2	13	15/5.0	21	7-18	4	9	1	101	33.7
B. Beal	1-1	36:10	8-15	.533	3-7	.429	1-2	.500	2	5	7/7.0	7	4-3	1	2	1	20	20.0
G. Allen	3-3	109:50	19-33	.576	13-24	.542	6-6	1.000	3	11	14/4.7	10	10-6	2	5	0	57	19.0
K. Durant	3-3	120:37	17-43	.395	3-15	.200	14-19	.737	1	23	24/8.0	15	9-16	2	12	4	51	17.0
E. Gordon	2-2	72:03	11-22	.500	6-14	.429	2-3	.667	0	2	2/1.0	3	6-2	2	1	1	30	15.0
C. Metu	2-0	47:16	10-19	.526	2-6	.333	3-4	.750	7	19	26/13.0	3	2-2	1	3	0	25	12.5
K. Bates-Diop	1-0	14:38	5-7	.714	1-2	.500	0-0	.000	2	0	2/2.0	1	0-0	1	1	0	11	11.0
R. O'Neale	1-0	29:54	4-12	.333	2-8	.250	0-0	.000	1	8	9/9.0	2	3-0	1	1	0	10	10.0
J. Nurkić	2-2	40:40	5-11	.455	0-1	.000	3-4	.750	5	5	10/5.0	6	7-3	4	5	1	13	6.5
J. Okogie	3-0	54:46	6-19	.316	3-10	.300	3-5	.600	6	4	10/3.3	6	5-5	3	4	1	18	6.0
U. Azubuike	1-0	4:00	2-2	1.000	0-0	.000	0-0	.000	0	0	0/0.0	0	0-0	0	0	0	4	4.0
J. Goodwin	2-0	14:31	3-7	.429	0-2	.000	2-2	1.000	3	0	3/1.5	2	0-1	0	0	0	8	4.0
Y. Watanabe	1-0	7:18	1-1	1.000	0-0	.000	0-0	.000	0	2	2/2.0	0	1-0	0	0	0	2	2.0
N. Little	3-0	13:01	2-4	.500	1-2	.500	0-0	.000	0	1	1/0.3	0	2-0	0	0	0	5	1.7
D. Eubanks	3-1	32:29	2-5	.400	0-0	.000	0-0	.000	4	6	10/3.3	0	6-0	1	3	1	4	1.3
S. Lee	1-0	6:17	0-0	.000	0-0	.000	0-0	.000	0	2	2/2.0	2	0-1	0	0	0	0	0.0
T. Maledon	1-0	1:02	0-0	.000	0-0	.000	0-0	.000	0	0	0/0.0	0	0-0	0	0	0	0	0.0
D. Roddy	1-0	1:02	0-0	.000	0-0	.000	0-0	.000	0	0	0/0.0	0	0-0	0	0	0	0	0.0
TEAM	34-15	719:55	131-258	.508	43-111	.387	54-71	.761	36	101	137/45.7	78	62-57	22	46	10	359	119.7



NEW ORLEANS PELICANS



Governor Gayle Benson
 EVP of Basketball Operations David Griffin
 General Manager Trajan Langdon
 Head Coach Willie Green
 Assistant Coaches James Borrego, Jarron Collins, Ryan Frazier, Casey Hill, Aaron Miles, Fred Vinson
 Director of Medical Services/Head Athletic Trainer Stan Williams
 Address 5800 Airline Drive, Metairie, LA 70003
 Home Court Smoothie King Center (16,867)
 Team Colors Blue, Gold, Red

NEW ORLEANS PR STAFF

Sr. Vice President of Communications & Broadcasting
 Greg Benseal (greg.benseal@pelicans.com)

Executive Director of Basketball Communications
 Matt Ryan (matt.ryan@pelicans.com)

Sr. Manager, Basketball Communications & Broadcast
 Chris Trahant (chris.trahant@pelicans.com)

Basketball Communications Coordinator
 Henry Valier (henry.valier@pelicans.com)

X
 @PelicansNBA (@PelicansPR)

2023-24 SEASON SERIES RESULTS

Nov. 12 @ New Orleans Dallas, 136-124
 Nov. 14 @ New Orleans New Orleans, 131-110
 Jan. 13 vs. Dallas New Orleans, 118-108
 Jan. 15 vs. Dallas Dallas, 125-120

2023-24 DALLAS STATISTICS VS. NEW ORLEANS

PLAYER	GP-GS	MIN	FG-ATT	FG%	3FG-ATT	3FG%	FT-FTA	FT%	OFF	DEF	TOT/AVG	AST	PF-D	STL	TO	BLK	PTS	AVG
K. Irving	4-4	136:30	44-88	.500	18-40	.450	21-25	.840	2	18	20/5.0	26	5-19	1	6	2	127	31.8
T. Hardaway Jr.	4-2	129:31	28-65	.431	18-42	.429	23-24	.958	0	15	15/3.8	5	6-15	1	5	0	97	24.3
L. Dončić	2-2	54:14	16-34	.471	7-14	.500	7-10	.700	1	5	6/3.0	11	0-7	1	10	0	46	23.0
D. Jones Jr.	3-3	67:58	12-20	.600	6-14	.429	8-9	.889	2	6	8/2.7	5	5-6	0	3	1	38	12.7
J. Green	4-2	117:38	13-30	.433	7-17	.412	4-8	.500	4	13	17/4.3	14	9-7	2	7	0	37	9.3
D. Exum	2-0	25:20	7-12	.583	0-2	.000	1-1	1.000	1	1	2/1.0	3	4-2	1	1	1	15	7.5
J. Hardy	4-0	63:45	12-33	.364	4-16	.250	1-1	1.000	2	8	10/2.5	7	7-3	1	3	0	29	7.3
D. Lively II	3-3	73:35	7-9	.778	0-1	.000	6-8	.750	11	12	23/7.7	3	11-6	1	3	2	20	6.7
O. Prosper	2-0	15:05	3-6	.500	1-4	.250	3-4	.750	1	2	3/1.5	0	2-2	0	0	0	10	5.0
D. Powell	4-1	78:28	7-11	.636	0-0	.000	3-4	.750	14	16	30/7.5	13	15-10	4	2	3	17	4.3
G. Williams	4-2	90:46	6-19	.316	4-12	.333	1-2	.500	2	5	7/1.8	9	11-5	4	4	4	17	4.3
R. Holmes	2-0	15:47	4-7	.571	0-0	.000	0-0	.000	3	5	8/4.0	0	3-1	0	1	0	8	4.0
M. Kleber	2-1	30:16	2-6	.333	0-4	.000	2-2	1.000	1	6	7/3.5	2	5-1	1	2	2	6	3.0
A. Lawson	2-0	19:42	2-6	.333	1-3	.333	1-1	1.000	1	1	2/1.0	1	1-1	0	1	1	6	3.0
S. Curry	4-0	37:36	1-11	.091	1-8	.125	3-3	1.000	1	3	4/1.0	2	5-3	4	1	0	6	1.5
M. Morris	1-0	3:47	0-2	.000	0-2	.000	0-0	.000	0	1	1/1.0	0	0-0	0	0	0	0	0.0
TEAM	47-20	959:58	164-359	.457	67-179	.374	84-102	.824	46	117	163/40.8	101	89-88	21	49	16	479	119.8

2023-24 NEW ORLEANS STATISTICS VS. DALLAS

PLAYER	GP-GS	MIN	FG-ATT	FG%	3FG-ATT	3FG%	FT-FTA	FT%	OFF	DEF	TOT/AVG	AST	PF-D	STL	TO	BLK	PTS	AVG
C. McCollum	1-1	29:00	9-17	.529	3-7	.429	2-2	1.000	0	6	6/6.0	4	5-1	1	0	0	23	23.0
Z. Williamson	3-3	86:12	27-43	.628	0-0	.000	13-26	.500	4	6	10/3.3	12	8-19	4	11	0	67	22.3
J. Hawkins	4-2	117:40	25-53	.472	14-35	.400	14-16	.875	5	9	14/3.5	9	10-8	3	5	0	78	19.5
B. Ingram	3-3	98:56	23-51	.451	2-12	.167	9-14	.643	1	18	19/6.3	17	5-9	3	4	0	57	19.0
H. Jones	3-3	91:32	15-26	.577	4-8	.500	10-13	.769	4	8	12/4.0	10	12-11	5	3	4	44	14.7
J. Alvarado	1-0	26:16	5-12	.417	3-8	.375	1-2	.500	0	2	2/2.0	4	2-2	1	0	0	14	14.0
T. Murphy III	1-0	22:28	2-5	.400	1-4	.250	9-12	.750	0	3	3/3.0	0	0-6	1	0	0	14	14.0
J. Valanciunas	4-4	90:18	15-27	.556	3-7	.429	8-11	.727	11	20	31/7.8	16	9-7	1	3	8	41	10.3
M. Ryan	2-0	47:03	7-14	.500	6-11	.545	0-0	.000	3	5	8/4.0	2	3-2	1	0	0	20	10.0
D. Daniels	4-3	116:42	16-31	.516	5-13	.385	2-2	1.000	7	13	20/5.0	19	12-1	3	6	0	39	9.8
N. Marshall	4-1	74:11	12-25	.480	4-9	.444	9-10	.900	4	9	13/3.3	5	12-8	2	6	2	37	9.3
L. Nance Jr.	3-0	53:27	9-17	.529	1-5	.200	9-9	1.000	3	10	13/4.3	5	2-8	5	2	0	28	9.3
J. Robinson-Earl	3-0	61:02	6-13	.462	4-7	.571	0-0	.000	2	10	12/4.0	3	5-0	4	5	0	16	5.3
K. Lewis Jr.	3-0	16:46	3-8	.375	0-1	.000	3-3	1.000	1	2	3/1.0	4	0-2	0	2	0	9	3.0
D. Seabron	2-0	10:08	1-1	1.000	0-0	.000	1-2	.500	0	3	3/1.5	2	2-1	1	0	1	3	1.5
C. Zeller	2-0	18:11	1-3	.333	0-0	.000	1-4	.250	2	6	8/4.0	2	1-4	0	2	0	3	1.5
TEAM	43-20	959:52	176-346	.509	50-127	.394	91-126	.722	47	130	177/44.3	114	88-89	35	49	15	493	123.3



SACRAMENTO KINGS



Owner & Chairman Vivek Ranadive
 General Manager Monte McNair
 Head Coach Mike Brown
 Associate Head Coach Jordi Fernandez
 Assistant Coaches .. Jay Triano, Doug Christie, Luke Loucks, Leandro Barbosa, Dutch Gaitley, Deividas Dulkys, Jawad Williams
 Head Athletic Trainer Joel Noland
 Address 500 David Stern Way, Sacramento, CA 95814
 Home Court Golden 1 Center (17,611) - 2016
 Team Colors Purple, black and gray

SACRAMENTO PR STAFF

Senior Vice President, Communications & External Affairs
 Becky Beland McNaught (bbelandmnaught@kings.com)

Vice President, Media Relations
 Shannon Malone (smalone@kings.com)

Manager, Media Relations
 Michael Martinez (mmartinez@kings.com)

Senior Coordinator, Media Relations
 Nick Robinson (nrobinson@kings.com)

X
 @SacramentoKings (@SacKingsPR)

2023-24 SEASON SERIES RESULTS

Nov. 19 vs. Dallas Sacramento, 129-113
 Jan. 27 vs. Dallas Sacramento, 120-115
 Mar. 26 @ Sacramento Dallas, 132-96
 Mar. 29 @ Sacramento Dallas, 107-103

2023-24 DALLAS STATISTICS VS. SACRAMENTO

PLAYER	GP-GS	MIN	FG-ATT	FG%	3FG-ATT	3FG%	FT-FTA	FT%	OFF	DEF	TOT/AVG	AST	PF-D	STL	TO	BLK	PTS	AVG
L. Dončić	4-4	150:28	32-77	.416	12-32	.375	31-41	.756	4	36	40/10.0	42	9-35	9	14	1	107	26.8
K. Irving	3-3	105:26	29-52	.558	9-20	.450	10-12	.833	0	8	8/2.7	11	7-8	2	4	0	77	25.7
G. Williams	2-2	58:23	12-22	.545	8-14	.571	2-4	.500	5	6	11/5.5	5	6-4	3	1	1	34	17.0
T. Hardaway Jr.	4-0	109:58	22-49	.449	10-23	.435	6-7	.857	1	10	11/2.8	10	7-5	1	1	1	60	15.0
J. Green	2-1	59:17	8-17	.471	4-11	.364	2-4	.500	1	6	7/3.5	10	4-2	2	3	0	22	11.0
P. Washington	2-2	65:43	7-21	.333	6-14	.429	1-4	.250	1	18	19/9.5	4	4-2	1	0	2	21	10.5
D. Lively II	4-2	105:56	16-27	.593	0-0	.000	3-6	.500	12	22	34/8.5	3	10-6	3	2	5	35	8.8
D. Gafford	2-2	45:37	8-12	.667	0-0	.000	0-2	.000	4	7	11/5.5	3	5-2	2	3	3	16	8.0
D. Exum	3-0	59:17	8-15	.533	4-9	.444	2-2	1.000	0	7	7/2.3	10	5-2	1	1	0	22	7.3
S. Curry	1-0	11:26	3-5	.600	1-3	.333	0-0	.000	1	1	2/2.0	1	1-0	0	0	0	7	7.0
D. Jones Jr.	3-3	61:50	7-16	.438	4-9	.444	3-4	.750	0	6	6/2.0	4	1-6	1	2	1	21	7.0
J. Hardy	3-1	32:50	5-15	.333	3-9	.333	1-2	.500	2	3	5/1.7	7	4-2	1	3	0	14	4.7
A. Lawson	2-0	9:14	4-5	.800	0-1	.000	0-0	.000	0	1	1/0.5	1	1-0	0	1	0	8	4.0
M. Kleber	3-0	38:57	4-8	.500	3-5	.600	0-0	.000	2	2	4/1.3	2	0-1	1	1	0	11	3.7
R. Holmes	2-0	13:38	3-4	.750	0-0	.000	1-2	.500	2	0	2/1.0	0	4-2	1	1	0	7	3.5
M. Morris	2-0	8:52	2-5	.400	1-3	.333	0-0	.000	0	1	1/0.5	2	0-0	0	0	0	5	2.5
D. Powell	2-0	17:34	0-1	.000	0-0	.000	0-0	.000	0	2	2/1.0	1	1-0	1	2	0	0	0.0
O. Prosper	1-0	5:28	0-1	.000	0-1	.000	0-0	.000	0	3	3/3.0	0	0-0	0	0	0	0	0.0
TEAM	45-20	959:54	170-352	.483	65-154	.422	62-90	.689	35	139	174/43.5	116	69-77	29	39	14	467	116.8

2023-24 SACRAMENTO STATISTICS VS. DALLAS

PLAYER	GP-GS	MIN	FG-ATT	FG%	3FG-ATT	3FG%	FT-FTA	FT%	OFF	DEF	TOT/AVG	AST	PF-D	STL	TO	BLK	PTS	AVG
D. Fox	4-4	140:43	38-84	.452	12-26	.462	17-19	.895	5	13	18/4.5	20	10-14	9	6	2	105	26.3
D. Sabonis	4-4	138:39	29-47	.617	1-4	.250	15-24	.625	8	39	47/11.8	29	13-18	1	15	2	74	18.5
K. Huerter	1-1	30:07	7-11	.636	4-8	.500	0-0	.000	0	4	4/4.0	5	2-0	0	0	2	18	18.0
K. Murray	4-4	140:57	22-48	.458	9-26	.346	8-11	.727	6	11	17/4.3	8	15-8	2	2	4	61	15.3
H. Barnes	4-4	136:07	21-51	.412	7-22	.318	10-11	.909	7	14	21/5.3	14	3-10	3	6	1	59	14.8
K. Ellis	3-2	75:35	9-17	.529	5-11	.455	3-3	1.000	2	12	14/4.7	3	6-6	3	2	0	26	8.7
M. Monk	4-0	66:16	12-29	.414	4-11	.364	5-8	.625	0	10	10/2.5	12	7-8	2	8	2	33	8.3
A. Vezenkov	1-0	13:06	3-5	.600	1-2	.500	0-0	.000	1	0	1/1.0	1	2-0	0	1	1	7	7.0
M. Jones	1-0	5:29	2-3	.667	2-3	.667	0-0	.000	0	1	1/1.0	1	0-0	1	1	0	6	6.0
C. Duarte	3-1	52:45	6-17	.353	4-9	.444	0-0	.000	1	9	10/3.3	4	4-0	3	2	1	16	5.3
J. McGee	3-0	25:13	5-9	.556	0-0	.000	2-2	1.000	2	9	11/3.7	1	1-2	2	1	1	12	4.0
D. Mitchell	4-0	53:45	6-14	.429	2-4	.500	0-0	.000	0	3	3/0.8	6	3-1	1	3	0	14	3.5
A. Len	2-0	22:47	2-4	.500	0-0	.000	1-2	.500	4	2	6/3.0	4	4-1	0	0	1	5	2.5
K. Edwards	4-0	26:07	3-7	.429	3-4	.750	0-0	.000	3	1	4/1.0	1	2-0	1	0	1	9	2.3
C. Jones	2-0	9:25	1-4	.250	0-1	.000	0-0	.000	2	0	2/1.0	2	3-0	0	0	0	2	1.0
T. Lyles	1-0	17:21	0-2	.000	0-1	.000	1-2	.500	0	4	4/4.0	1	2-1	0	1	1	1	1.0
J. Slawson	2-0	5:31	0-0	.000	0-0	.000	0-0	.000	0	1	1/0.5	0	0-0	0	0	0	0	0.0
TEAM	47-20	959:53	166-352	.472	54-132	.409	62-82	.756	41	133	174/43.5	112	77-69	28	48	19	448	112.0

