



DALLAS MAVERICKS (25-21)

VS. ORLANDO MAGIC (24-22)

Game #47 • Home Game #26 • Monday, January 29, 2024 • 7:30 p.m. CT • American Airlines Center (Dallas, TX) • BSSW • 97.1 FM The Freak • Zona MX 99.1 FM

THE 2023-24 DALLAS MAVERICKS MEDIA GUIDE IS AVAILABLE ONLINE AT [HTTPS://MAVS.COM/MEDIAGUIDE](https://MAVS.COM/MEDIAGUIDE) • FOLLOW @MAVSPR ON X FOR STATS AND INFO

GAME NOTES PRESENTED BY



2023-24 REG. SEASON SCHEDULE				
DATE	OPPONENT	SCORE	RECORD	
10/25	@ Spurs	126-119	W	1-0
10/27	vs. Nets	125-120	W	2-0
10/30	@ Grizzlies	125-110	W	3-0
11/1	vs. Bulls	114-105	W	4-0
11/3	@ Nuggets	114-125	L	4-1
11/5	vs. Hornets	124-118	W	5-1
11/6	@ Magic	117-102	W	6-1
11/8	vs. Raptors	116-127	L	6-2
11/10	vs. Clippers	144-126	W	7-2
11/12	@ Pelicans	136-124	W	8-2
11/14	@ Pelicans	110-131	L	8-3
11/15	@ Wizards	130-117	W	9-3
11/18	@ Bucks	125-132	L	9-4
11/19	vs. Kings	113-129	L	9-5
11/22	@ Lakers	104-101	W	10-5
11/25	@ Clippers	88-107	L	10-6
11/28	vs. Rockets	121-115	W	11-6
12/1	vs. Grizzlies	94-108	L	11-7
12/2	vs. Thunder	120-126	L	11-8
12/6	vs. Jazz	147-97	W	12-8
12/8	@ Trail Blazers	125-112	W	13-8
12/11	@ Grizzlies	120-113	W	14-8
12/12	vs. Lakers	127-125	W	15-8
12/14	vs. Timberwolves	101-119	L	15-9
12/16	@ Trail Blazers	131-120	W	16-9
12/18	@ Nuggets	104-130	L	16-10
12/20	vs. Clippers	111-120	L	16-11
12/22	@ Rockets	96-122	L	16-12
12/23	vs. Spurs	144-119	W	17-12
12/25	@ Suns	128-114	W	18-12
12/27	vs. Cavaliers	110-113	L	18-13
12/28	@ Timberwolves	110-118	L	18-14
12/30	@ Warriors	132-122	W	19-14
1/1	@ Jazz	90-127	L	19-15
1/3	vs. Trail Blazers	126-97	W	20-15
1/5	vs. Trail Blazers	139-103	W	21-15
1/7	vs. Timberwolves	115-108	W	22-15
1/9	vs. Grizzlies	103-120	L	22-16
1/11	vs. Knicks	128-124	W	22-16
1/13	vs. Pelicans	108-118	L	23-17
1/15	vs. Pelicans	125-120	W	24-17
1/17	@ Lakers	110-127	L	24-18
1/22	vs. Celtics	110-119	L	24-19
1/24	vs. Suns	109-132	L	24-20
1/26	@ Hawks	148-143	W	25-20
1/27	vs. Kings	115-120	L	25-21
1/29	vs. Magic	7:30 pm	--	--
1/31	@ Timberwolves	7:00 pm	--	--
2/3	vs. Bucks	7:30 pm	--	--
2/5	@ 76ers	6:00 pm	--	--
2/6	@ Nets	6:30 pm	--	--
2/8	@ Knicks	6:30 pm	--	--
2/10	vs. Thunder	2:00 pm	--	--
2/12	vs. Wizards	7:30 pm	--	--
2/14	vs. Spurs	7:30 pm	--	--
2/22	vs. Suns	6:30 pm	--	TNT
2/25	@ Pacers	4:00 pm	--	--
2/27	@ Cavaliers	6:00 pm	--	--
2/28	@ Raptors	6:30 pm	--	--
3/1	@ Celtics	6:30 pm	--	--
3/3	vs. 76ers	12:00 pm	--	--
3/5	vs. Pacers	7:30 pm	--	--
3/7	vs. Heat	6:30 pm	--	--
3/9	@ Pistons	6:00 pm	--	--
3/11	@ Bulls	7:00 pm	--	--
3/13	vs. Warriors	7:30 pm	--	--
3/14	@ Thunder	9:00 pm	--	--
3/17	vs. Nuggets	2:30 pm	--	--
3/19	@ Spurs	7:00 pm	--	--
3/21	vs. Jazz	7:30 pm	--	--
3/25	@ Jazz	8:00 pm	--	--
3/26	@ Kings	9:00 pm	--	--
3/29	@ Kings	9:00 pm	--	--
3/31	@ Rockets	6:00 pm	--	--
4/2	@ Warriors	9:00 pm	--	--
4/4	vs. Hawks	7:30 pm	--	--
4/5	vs. Warriors	7:30 pm	--	--
4/7	vs. Rockets	2:30 pm	--	--
4/9	@ Hornets	6:00 pm	--	--
4/10	@ Heat	6:30 pm	--	--
4/12	vs. Pistons	7:30 pm	--	--
4/14	@ Times	2:30 pm	--	--

All Times Dallas Time (CT)

PREVIOUS GAME STARTERS

PLAYER / 2023-24 REGULAR SEASON AVERAGES	NOTES													
#8 Josh Green F • 6-6 • 210 • Arizona/Australia • 4th Season	LAST GAME: 11 points (4-9 FG, 2-6 3FG, 1-2 FT), 3 rebounds and 5 assists vs. SAC (1/27/24). NOTES: Green has converted 17-of-29 from behind the arc in his last five games...his seven consecutive games with a 3-pointer is the third-longest streak of games with a made three, behind a career-long eight-game streak he set last season (1/18/23-2/2/23) and tied earlier this season (10/30/23-11/12/23)...he set a new season-high points with 21 at ATL (1/26/24).													
<table border="1"> <thead> <tr> <th>GP/GS</th> <th>PPG</th> <th>RPG</th> <th>APG</th> <th>SPG</th> <th>BPG</th> <th>MPG</th> </tr> </thead> <tbody> <tr> <td>33/16</td> <td>8.1</td> <td>3.1</td> <td>2.6</td> <td>0.7</td> <td>0.2</td> <td>26.6</td> </tr> </tbody> </table>		GP/GS	PPG	RPG	APG	SPG	BPG	MPG	33/16	8.1	3.1	2.6	0.7	0.2
GP/GS	PPG	RPG	APG	SPG	BPG	MPG								
33/16	8.1	3.1	2.6	0.7	0.2	26.6								
#3 Grant Williams F • 6-6 • 236 • Tennessee/USA • 5th Season	LAST GAME: 27 points (9-16 FG, 7-10 3FG, 2-2 FT), 8 rebounds, 3 assists, 3 steals and one block vs. SAC (1/27/24). NOTES: Williams tied his career-high in assists after recording seven assists off the bench vs. NOP (1/15/24), a career-high he set earlier this season at WAS (1/15/23)...he tied his career-high in steals with three vs. NOP the same night...he set a new career-high points vs. SAC (1/27/24) with 27 points.													
<table border="1"> <thead> <tr> <th>GP/GS</th> <th>PPG</th> <th>RPG</th> <th>APG</th> <th>SPG</th> <th>BPG</th> <th>MPG</th> </tr> </thead> <tbody> <tr> <td>42/30</td> <td>8.5</td> <td>3.6</td> <td>1.8</td> <td>0.5</td> <td>0.6</td> <td>26.5</td> </tr> </tbody> </table>		GP/GS	PPG	RPG	APG	SPG	BPG	MPG	42/30	8.5	3.6	1.8	0.5	0.6
GP/GS	PPG	RPG	APG	SPG	BPG	MPG								
42/30	8.5	3.6	1.8	0.5	0.6	26.5								
#2 Dereck Lively II C • 7-1 • 234 • Duke/USA • Rookie	LAST GAME: 13 points (6-9 FG, 1-2 FT), 9 rebounds and 1 steal vs. SAC (1/27/24). NOTES: Lively recorded 16 points (8-9 FG) and 11 rebounds at LAL (1/17/24) for his seventh double-double of the season...the last Mavericks rookie to have at least seven double-doubles in their first season besides Luka Dončić was Jason Kidd during the 1994-95 season.													
<table border="1"> <thead> <tr> <th>GP/GS</th> <th>PPG</th> <th>RPG</th> <th>APG</th> <th>SPG</th> <th>BPG</th> <th>MPG</th> </tr> </thead> <tbody> <tr> <td>35/34</td> <td>8.9</td> <td>7.8</td> <td>1.3</td> <td>0.6</td> <td>1.4</td> <td>25.6</td> </tr> </tbody> </table>		GP/GS	PPG	RPG	APG	SPG	BPG	MPG	35/34	8.9	7.8	1.3	0.6	1.4
GP/GS	PPG	RPG	APG	SPG	BPG	MPG								
35/34	8.9	7.8	1.3	0.6	1.4	25.6								
#1 Jaden Hardy G • 6-4 • 198 • NBA G League Ignite/USA • 2nd Season	LAST GAME: 3 points (1-7 FG, 1-5 3FG), 5 rebounds and 7 assists vs. SAC (1/27/24). NOTES: Hardy recorded 19 points (7-15 FG, 5-7 3FG) at MEM (12/11/23) for season-high this season...his five threes at MEM (12/11/23) tied for his career-high most 3-pointers made in a game...he tied his season-high with 19 points vs. POR (1/5/24), while also gathering a career-high nine rebounds and career-high nine assists.													
<table border="1"> <thead> <tr> <th>GP/GS</th> <th>PPG</th> <th>RPG</th> <th>APG</th> <th>SPG</th> <th>BPG</th> <th>MPG</th> </tr> </thead> <tbody> <tr> <td>41/5</td> <td>7.6</td> <td>2.1</td> <td>1.7</td> <td>0.3</td> <td>0.0</td> <td>15.5</td> </tr> </tbody> </table>		GP/GS	PPG	RPG	APG	SPG	BPG	MPG	41/5	7.6	2.1	1.7	0.3	0.0
GP/GS	PPG	RPG	APG	SPG	BPG	MPG								
41/5	7.6	2.1	1.7	0.3	0.0	15.5								
#77 Luka Dončić G • 6-7 • 230 • Real Madrid/Slovenia • 6th Season	LAST GAME: 28 points (9-26 FG, 1-9 3FG, 9-12 FT), 10 rebounds, 17 assists, 2 steals and 1 block vs. SAC (1/27/24). NOTES: Dončić currently sits at ninth place in the NBA's all-time triple-doubles list with 65 after breaking a tie with Larry Bird (59) vs. UTA (12/6/23)...He notched 73 points at ATL (1/26/24) to set a new career-high and franchise-record for single-game scoring...his 73 points is tied for the fourth-most points recorded in a game and is the most efficient (25-for-33 FG, .758) 70-point effort in NBA history...With 41 points (16-21 FG) in the first half at ATL (1/26/24), he set a new franchise-record for most points and field goals recorded in a half.													
<table border="1"> <thead> <tr> <th>GP/GS</th> <th>PPG</th> <th>RPG</th> <th>APG</th> <th>SPG</th> <th>BPG</th> <th>MPG</th> </tr> </thead> <tbody> <tr> <td>39/39</td> <td>34.4</td> <td>8.6</td> <td>9.4</td> <td>1.4</td> <td>0.6</td> <td>37.3</td> </tr> </tbody> </table>		GP/GS	PPG	RPG	APG	SPG	BPG	MPG	39/39	34.4	8.6	9.4	1.4	0.6
GP/GS	PPG	RPG	APG	SPG	BPG	MPG								
39/39	34.4	8.6	9.4	1.4	0.6	37.3								

FOLLOW THE MAVS ... OFFICIAL WEBSITE: MAVS.COM | TWITTER: @DALLASMAVS | FACEBOOK: FACEBOOK.COM/DALLASMAVS

2023-24 REGULAR SEASON MAVERICKS RECORDS				
	RECORD	HOME	ROAD	OT
OVERALL	25-21	13-12	12-9	--
WESTERN	18-17	9-9	9-8	--
EASTERN	7-4	4-3	3-1	--
SOUTHWEST	7-5	3-3	4-2	--

STREAKS OVERALL: LOST 1 HOME: LOST 3 ROAD: WON 1

UPCOMING GAMES			
DATE	OPPONENT	TIME (CT)	TV
Wed, Jan. 31	at MIN	7:00 pm	--
Sat, Feb. 3	vs. MIL	7:30 pm	--
Mon, Feb. 5	at PHI	6:00 pm	--
Tue, Feb. 6	at BKN	6:30 pm	--
Thu, Feb. 8	at NYK	6:30 pm	--

MAVERICKS BROADCAST INFORMATION: Bally Sports Southwest will televise 72 of the Mavericks' regular-season games with Mark Followill, Derek Harper, Devin Harris, and Jeff "Skin" Wade calling the action. All Mavericks games will be broadcast on 97.1 The Freak (KEGL) with Chuck Cooperstein and Brad Davis on the call. Games can also be heard in Spanish on Zona MX 99.1 FM (KFZO) with Victor Villalba providing the play-by-play.

INJURY REPORT/PLAYER STATUS:

Please refer to the official NBA Injury Report Portal here: [NBA Injury Report: 2023-24 Season](https://www.nba.com/injury-report) | [NBA Official](https://www.nba.com)

PRONUNCIATIONS:

Luka Dončić (LOO-kuh DON-chitch); Danté Exum (DAH-n-tay X-umm); Richaun Holmes (Ruh-SHAWN); Maxi Kleber (CLEE-bah); Markieff Morris (mar-KEEF); Olivier-Maxence Prosper (oh-LIV-ee-ay MAX-ahnce)

RECENT TRANSACTIONS:

1/25: Assigned Olivier-Maxence Prosper to the Texas Legends ... 1/22: Recalled F Olivier-Maxence Prosper from the Texas Legends ... 1/16: Assigned Olivier-Maxence Prosper to the Texas Legends ... 1/15: Recalled F Olivier-Maxence Prosper from the Texas Legends ... 1/8: Assigned Olivier-Maxence Prosper to the Texas Legends ... 1/7: Recalled F Olivier-Maxence Prosper from the Texas Legends ... 1/6: Assigned F Olivier-Maxence Prosper to the Texas Legends ... 1/5: Recalled F Olivier-Maxence Prosper from the Texas Legends ... 1/4: Assigned F Olivier-Maxence Prosper to the Texas Legends ... 12/28: Signed G Brandon Williams to a Two-Way contract ... 12/27: Waived G Dexter Dennis ... 11/12: Recalled F Olivier-Maxence Prosper from the Texas Legends ... 11/11: Assigned F Olivier-Maxence Prosper to the Texas Legends ... 10/23: Signed G Josh Green to a contract extension ... 10/21: Converted F Greg Brown III and G Dexter Dennis to Two-Way contracts ... 10/20: Waived C Tony Bradley ... 10/17: Waived G Taze Moore ... 10/16: Signed G Taze Moore ... 10/14: Waived G Mike Miles Jr., G Jordan Walker, and G/F Joe Wieskamp ... 9/21: Signed G Dexter Dennis ... 9/16: Signed F/C Markieff Morris ... 8/18: Signed F Derrick Jones Jr. ... 8/14: Signed F Greg Brown III, G Jordan Walker, and G/F Joe Wieskamp ... 7/14: Signed G Seth Curry, G Dante Exum, and G Mike Miles Jr. ... 7/12: Acquired F Grant Williams from BOS as part of a three-team sign-and-trade deal that sent second-round picks in 2025 and 2028 from San Antonio to Dallas, Reggie Bullock, and a 2030 first-round pick swap from Dallas to San Antonio, a 2030 second-round pick, and a 2025 second-round pick swap from Dallas to Boston, and a 2024 second-round pick from San Antonio to Boston ... 7/9: Re-signed C Dwight Powell ... 7/7: Signed G Kyrie Irving ... 7/6: Acquired the draft rights to the 12th overall pick in the 2023 NBA Draft, Dereck Lively II, from OKC in exchange for the draft rights to the 10th overall pick, Cason Wallace, and Davis Bertans; Acquired the draft rights to the 24th overall pick in the 2023 NBA Draft, Olivier-Maxence Prosper, and Richaun Holmes from SAC in exchange for cash considerations.

QUICK HITS

• **MAVS vs MAGIC:** After losing to the Kings in Dallas (1/27/24), the Mavericks stay home to face the Magic at American Airlines Center, on Monday, Jan. 29, at 8:00 PM CT. The Mavericks are 41-29 (.586) all-time against the Magic (26-9 at home, 15-20 on the road). The Mavericks are currently up in the 2023-24 season series 1-0, after the Mavericks recorded a 117-102 win in Orlando (11/6/23). The Mavericks have won three of the last five, seven of the last 10, 14 of the last 20 meetings, and 29 of the last 40 meetings. Dallas tied the 2022-23 season series, 1-1.

• MILESTONE WATCH:

- » **Maxi Kleber** is 3 free throws made away from 300 in his career.
- » **Markieff Morris** is 4 points away from eclipsing 8,000 points in his career.

• **NOTABLE:** Luka Dončić was selected as a 2024 NBA All-Star game starter. This is his fifth All-Star appearance and his fourth time being voted in as a starter. (1/25/24).



NO.	PLAYER	POS.	HT.	WT.	BIRTHDATE	PRIOR TO NBA/HOME COUNTRY	NBA EXP.	TWITTER
13	Greg Brown III*	F	6-8	217	9/1/01	Texas/USA	2	
30	Seth Curry	G	6-1	190	8/23/90	Duke/USA	9	@sdotcurry
77	Luka Dončić	G	6-7	230	2/28/99	Real Madrid/Slovenia	5	@luka7doncic
0	Danté Exum	G	6-5	214	7/13/95	Australian Institute of Sport/Australia	6	
8	Josh Green	G/F	6-6	210	11/16/00	Arizona/Australia	3	@JoshBGreen
10	Tim Hardaway Jr.	G	6-5	205	3/16/92	Michigan/USA	10	@T_HardJR
1	Jaden Hardy	G	6-4	198	7/5/02	NBA G League Ignite/USA	1	@JadenHardy1
20	Richaun Holmes	F/C	6-10	240	10/15/93	Bowling Green/USA	8	
11	Kyrie Irving	G	6-2	191	3/23/92	Duke/Australia	12	@KyrieIrving
55	Derrick Jones Jr.	F	6-6	210	2/15/97	UNLV/USA	7	
42	Maxi Kleber	F/C	6-10	240	1/29/92	Bayern Munich/Germany	6	@MaxiKleber
9	AJ Lawson*	G	6-6	185	7/15/00	South Carolina/Canada	1	@ItsAJLawson
2	Dereck Lively II	C	7-1	234	2/12/04	Duke/USA	R	
88	Markieff Morris	F/C	6-9	245	9/2/89	Kansas/USA	12	@Keefmorris
7	Dwight Powell	C	6-10	240	7/20/91	Stanford/Canada	9	@DwightPowell33
18	Olivier-Maxence Prosper	F	6-8	215	7/3/02	Marquette/Canada	R	
00	Brandon Williams*	G	6-1	190	11/22/99	University of Arizona/	1	
3	Grant Williams	F	6-6	236	11/30/98	Tennessee/USA	4	

*Player under two-way contract.

STAFF

Head Coach: Jason Kidd (California)

Assistant Coaches: Sean Sweeney (St. Thomas), Jared Dudley (Boston College), Alex Jensen (Utah), Eric Hughes (Cal State East Bay), Darrell Armstrong (Fayetteville State), Josh Broghamer (Northern Iowa), Marko Milić (Kranj High School), God Shammgod (Providence), Keith Venev (Marshall)

Athletic Performance Director: Jeremy Holsopple (Kentucky)

Head Athletic Trainer: Dionne Calhoun (San Diego State)

Assistant Athletic Trainer: Heather Mau (Adelphi)

PRONUNCIATION GUIDE

Luka Dončić (LOO-kuh DON-chitch); **Danté Exum** (DAH-n-tay X-umm); **Richaun Holmes** (Ruh-SHAWN); **Maxi Kleber** (CLEE-bah); **Markieff Morris** (mar-KEEF); **Olivier-Maxence Prosper** (oh-LIV-ee-ay MAX-ahnce)

HOW THE MAVERICKS WERE BUILT

FREE AGENTS

2023 - Greg Brown III (Signed to a Two-Way contract by Dallas 10/21/23)

- Seth Curry (Signed by Dallas 7/14/23)
- Danté Exum (Signed by Dallas 7/14/23)
- Kyrie Irving (Signed by Dallas 7/7/23)
- Derrick Jones Jr. (Signed by Dallas 8/18/23)
- Markieff Morris (Signed by Dallas 9/16/23)
- Dwight Powell (Re-signed by Dallas 7/9/23)

2022 - Maxi Kleber (Signed contract extension 9/8/22)

- AJ Lawson (Signed to a Two-Way contract by Dallas 12/26/22)

2021 - Tim Hardaway Jr. (Signed by Dallas 8/9/21)

2018 - Luka Dončić (Signed contract extension 8/10/21)

OBTAINED VIA TRADE

2023 - Richaun Holmes (Acquired by Dallas from Sacramento along with the draft rights to the 24th overall pick Olivier-Maxence Prosper in exchange for cash considerations 7/6/23)

- Dereck Lively II (Draft rights from Oklahoma City in exchange for the draft rights to the 10th overall pick Cason Wallace and Dāvis Bertāns 7/6/23)
- Olivier-Maxence Prosper (Draft rights from Sacramento along with Richaun Holmes in exchange for cash considerations 7/6/23)
- Grant Williams (Acquired by Dallas from Boston in a three-team trade 7/12/23)

2022 - Jaden Hardy (Selected by Sacramento in the 2nd round 37th overall pick of the 2022 NBA Draft draft rights traded to Dallas)

OBTAINED VIA DRAFT

2020 - Josh Green (Drafted by Dallas 1st round, 18th overall, in 2020)

NUMERICAL ROSTER

00 Brandon Williams	0 Danté Exum
1 Jaden Hardy	2 Dereck Lively II
3 Grant Williams	7 Dwight Powell
8 Josh Green	9 AJ Lawson
10 Tim Hardaway Jr.	11 Kyrie Irving
13 Greg Brown III	18 Olivier-Maxence Prosper
20 Richaun Holmes	30 Seth Curry
42 Maxi Kleber	55 Derrick Jones Jr.
77 Luka Dončić	88 Markieff Morris





2023-24 REGULAR SEASON	PPG	OPP. PPG	FG%	3FG%	FT%	RPG	APG	SPG	TO	BPG
Magic	111.3	110.8	.467	.340	.755	43.3	24.6	8.17	14.6	5.43
Mavericks	118.7	118.3	.473	.371	.757	41.8	25.5	6.59	12.2	4.39

2023-24 REGULAR SEASON VS. MAGIC			2022-23 REGULAR SEASON VS. MAGIC			SERIES HISTORY VS. MAGIC				
DATE	SITE	TIME/RESULT	DATE	SITE	RESULT		ALL-TIME	STREAKS	LAST WIN	LAST LOSS
11/6/23	Orlando	W, 117-102	10/30/22	Dallas	W, 114-105	Overall	41-29	Win 1	11/6/23	11/9/22
1/29/24	Dallas	7:30 pm	11/9/22	Orlando	L, 87-94	Home	26-9	Win 11	10/30/22	1/8/11
						Road	15-20	Win 1	11/6/23	11/9/22

SERIES NOTES: The Mavericks are 41-29 (.586) all-time against the Magic (26-9 at home, 15-20 on the road)...The Mavericks are currently up in the 2023-24 season series 1-0, after the Mavericks recorded a 117-102 win in Orlando (11/6/23)...The Mavericks have won three of the last five, seven of the last 10, 14 of the last 20 meetings, and 29 of the last 40 meetings...Dallas tied the 2022-23 season series, 1-1, after it recorded a 114-105 win at American Airlines Center (10/30/22) and a 94-87 loss at the Amway Center (11/9/22)...In the first matchup of the 2023-24 season series, the Mavericks defeated the Magic 117-102 in Orlando (11/6/23)...The tie in the 2022-23 season series marked the sixth time in the last eight years that the clubs split the season series...However, the Mavericks have not lost a season series with the Magic since 1997-98, when they went 0-2 against the franchise (Dallas has won or split each of the last 25 season series, 1998-99 to 2022-23)...The home team has now won 16 of the last 20 meetings (January 2014 to November 2023), after the road team won nine of the previous 11 (February 2008 to November 2013)...Following their victory at the AAC (10/30/22), the Mavericks have taken 11 straight and 21 of the last 24 showdowns in Dallas...It is their longest active home win streak against any team...Back in the 2021-22 season series, the Magic snapped a five-game losing streak against the Mavericks with a 110-108 win (1/30/22)...It also ended a four-game home losing streak for Orlando versus Dallas...Prior to the loss at the Amway Center (1/30/22), the Mavericks had also taken 11-of-15 in Orlando...The teams split the 2021-22 season series, 1-1, with the home team winning both times...**Luka Dončić** is averaging 27.1 points (.461 FG%), 8.1 rebounds and 7.2 assists in his 11 career games against Orlando (Dallas has gone 8-3 in those games)...Over his last eight games against the franchise, **Dončić** is averaging 30.0 points (.477 FG%, .361 3FG%), 7.9 rebounds and 7.3 assists (Dallas has gone 6-2 in those games)...In a previous meeting at Orlando (1/30/22), **Dončić** posted his 42nd career triple-double (34 points, 12 rebounds, 11 assists) en route to tying Fat Lever for 10th place on the NBA's all-time triple-doubles list...In the first meeting between Dallas and Orlando earlier last season (10/30/22), **Dončić** tallied 44 points to go along with 5 assists and 0 turnovers in 37 minutes en route to joining **Dirk Nowitzki** (3 times) as the only Mavericks to produce a 40-point, zero-turnover game.

CONNECTIONS: Mavericks assistant coach **Darrell Armstrong** was signed as a free agent by Orlando (4/8/95) and played in 502 games (291 starts) with the franchise over nine seasons (1994-95 to 2002-03), averaging 11.7 points, 5.1 assists, 3.3 rebounds and 1.7 steals in 28.4 minutes while shooting 88.8% (1,156-1,302 FT) from the free-throw line...**Armstrong**, who was inducted into the Orlando Magic Hall of Fame when the Mavericks visited the Amway Center (2/21/20), won the NBA's Most Improved Player Award and Sixth Man of the Year Award with the franchise in 1998-99, becoming the first player in NBA history to win both awards simultaneously...Magic Head Coach **Jamahl Mosley** spent seven seasons as an assistant with the Mavericks (2014-21), including his final year as the lead assistant with Dallas...Magic guard **Jett Howard**'s father, **Juwan Howard**, played for the Mavericks in two separate stints (2001-02 and 2007-08) during his 19 season career in the NBA...Mavericks guard **Dante Exum** teamed with Magic forward **Joe Ingles** in Utah for four-and-a-half seasons (2014-19)...Mavericks forward/center **Richaun Holmes** and Magic guard **Markelle Fultz** were teammates for one season in Philadelphia (2017-18)...Magic guard/forward **Kevon Harris** played his college ball at Stephen F. Austin in Nacogdoches, Texas...Mavericks guard **Kyrie Irving** (Melbourne), Mavericks guard/forward **Josh Green** (Sydney), **Exum** (Melbourne) and Magic forward **Joe Ingles** (Happy Valley) all hail from Australia...**Green**, **Exum** and **Ingles** helped the Australian national team win bronze (the country's first-ever Olympic medal in men's basketball) at the 2020 Olympic Games in Tokyo...Mavericks center **Dwight Powell** and Mavericks guard/forward **Josh Green** both prepped at IMG Academy in Bradenton, Florida, as did Magic forward **Jonathan Isaac**...Magic guard **Caleb Houston** (Mississauga), **Powell** (Toronto), Mavericks forward **Olivier-Maxence Prosper** (Montreal), and Mavericks Two-Way guard **AJ Lawson** (Brampton) all hail from Canada...Mavericks assistant coach **God Shammgod** (New York City) and **Isaac** (The Bronx) were both born in New York...Mavericks forward **Maxi Kleber** (Wurzburg) and the **Wagner** brothers, **Moritz** and **Franz** (Berlin), all hail from Germany...Mavericks Assistant GM/Vice President of Basketball Operations **Michael Finley** (Proviso East; Maywood, IL), Mavericks forward/center **Richaun Holmes** (Lockport Township; Lockport, IL) and Magic forward **Admiral Schofield** (Zion-Benton Township; Zion, IL) all played high school basketball in the Chicago area...Mavericks forward **Grant Williams** and **Schofield** were teammates at the University of Tennessee (2016-19).

PREVIOUS MEETING

MAVERICKS 117, MAGIC 102 – NOVEMBER 6, 2023 – AMWAY CENTER – ORLANDO, FL – GAME #7 (6-1, 3-1 AWAY)

TEAM	1	2	3	4	OT	FINAL	FG	FGA	FG%	3FG%	FT%	OR	DR	TR	A	PF	ST	TO	BS
DAL	27	26	33	31	-	117	41	82	.500	.375	.714	5	26	31	21	20	9	15	6
ORL	33	33	17	19	-	102	40	85	.471	.296	.778	6	32	38	27	24	6	21	4
TEAM	HIGH PTS		HIGH REB		HIGH AST		TEAM	HIGH PTS		HIGH REB		HIGH AST							
DAL	L. Dončić: 29		T. Hardaway Jr./K. Irving: 6		K. Irving: 10		ORL	P. Banchemo: 22		G. Bitadze: 6		J. Suggs: 7							

PLAYER NOTES: **Luka Dončić** scored a game-high 29 points (9-17 FG, 5-10 3FG, 6-6 FT) to go along with 3 rebounds, 6 assists and 2 steals. **Kyrie Irving** scored 21 points (8-20 FG, 2-6 3FG, 3-5 FT) with 6 rebounds, 10 assists and 3 steals. **Grant Williams** scored 13 points (5-9 FG, 2-5 3FG) to go along with 2 rebounds and 1 block. **Dereck Lively II** scored 10 points (4-5 FG, 2-2 FT) while grabbing 5 rebounds, 1 steal and 1 block. Off the bench, **Tim Hardaway Jr.** scored 21 points (8-16 FG, 4-11 3FG) - marking his 3rd time, a league-high, scoring 20 points or more in a game off the bench this season - to go along with 6 rebounds. **Maxi Kleber** was inactive due to injury/illness. **Paolo Banchemo** led the Magic with 22 points (8-18 FG, 0-1 3FG, 6-6 FT) with 5 rebounds and 6 assists, while **Cole Anthony** scored 19 points and dished 5 assists off the bench.

NOTES: There were only six lead changes and five ties in the game. Each team's largest lead in the game was 15. In the 1st quarter, the Magic jumped out to an early eight point lead when it was 30-22 with 1:32 remaining in the quarter. The Magic held their largest lead, 15 points, 46-31 with 9:57 remaining in the 2nd quarter. The Mavericks cut the lead to six points, 53-47, with a little over four minutes to go in the half but the Magic fended off the comeback and ballooned their lead to 13 points going into the half. In the 3rd quarter, the Mavericks rallied from behind and regained their first lead since early in the 1st quarter when they brought the score to 77-76 with 2:48 to go in the 3rd quarter. In a back-and-forth 4th quarter, the Mavericks went on an 18-5 run in the last five minutes of the game to win the game 117-102. The Mavericks' largest lead, 15 points, came in the 4th quarter when it was 117-102 with 54 seconds remaining. The Mavericks outscored the Hornets 64 to 36 in the second half. With the win, the Mavs overcame a halftime deficit of 12-or-more points for the second straight night, marking the first time in franchise history they accomplished the feat.





2023-24 REGULAR SEASON	PPG	OPP. PPG	FG%	3FG%	FT%	RPG	APG	SPG	TO	BPG
Mavericks	118.7	118.3	.473	.371	.757	41.8	25.5	6.59	12.2	4.39
Timberwolves	113.1	107.6	.489	.390	.781	43.6	26.4	7.54	15.2	5.89

2023-24 REGULAR SEASON VS. TIMBERWOLVES			2022-23 REGULAR SEASON VS. TIMBERWOLVES			SERIES HISTORY VS. TIMBERWOLVES				
DATE	SITE	TIME/RESULT	DATE	SITE	RESULT		ALL-TIME	STREAKS	LAST WIN	LAST LOSS
12/14/23	Dallas	L, 101-119	12/19/22	Minnesota	L, 106-116	Overall	77-58	Win 1	1/7/24	12/28/23
12/28/23	Minnesota	L, 110-118	12/21/22	Minnesota	W, 104-99	Home	41-27	Win 1	1/7/24	12/14/23
1/7/24	Dallas	W, 115-108	2/13/23	Dallas	L, 121-124	Road	36-31	Lose 1	12/21/22	12/28/23
1/31/24	Minnesota	7:00 pm								

SERIES NOTES: The Mavericks are 77-58 (.570) all-time against the Timberwolves franchise (41-27 at home, 36-31 on the road)...The Mavericks are currently down in the 2023-24 season series 1-2, after the Timberwolves defeated the Mavericks 119-101 at American Airlines Center (12/14/23), the Timberwolves defeated the Mavericks 118-110 at the Target Center (12/28/23) and with the Mavericks defeating the Timberwolves 115-108 in Dallas (1/7/24)...The Mavericks have won two of the last five, four out of 10, 11 of the last 20, and 38 of the last 60 meetings with the Timberwolves...The Mavericks faced the Timberwolves in two preseason games at Etihad Arena on Yas Island in Abu Dhabi on October 5th and October 7th, losing both prior to this season...The Mavericks lost the 2022-23 season series 2-1 with the Timberwolves...In the first game of the 2023-24 season series, the Timberwolves defeated the Mavericks 119-101 in Dallas (12/14/23)...In the second matchup, the Timberwolves defeated the Mavericks 118-110 in Minnesota (12/28/23)...In the third matchup, the Mavericks defeated the Timberwolves 115-108 in Dallas (1/7/24)...In the first matchup of the 2022-23 season series, the Timberwolves defeated the Mavericks 116-106 in Minnesota (12/19/22)...In the second matchup, the Mavericks defeated the Timberwolves 104-99 in the second night of a back-to-back in Minnesota (12/21/22)...Prior to the Mavericks' victory at the Target Center (12/21/22), the home team had taken six straight and seven of the previous eight meetings...Following their win at Minnesota (12/21/22), the Mavericks had gone 10-5 against the Timberwolves since the start of the 2018-19 season...The Mavericks had dropped four straight in Minnesota prior to their win on 12/21/22...In the final matchup of the season series, the Timberwolves defeated the Mavericks 124-121 in Dallas (2/13/23)...Prior to the Mavericks' loss at the American Airlines Center (2/13/23), the Mavericks had won five straight and 22 of the last 30 matchups in Dallas...The clubs split the 2021-22 season series, 2-2, with the home team winning all four games...Dallas' 2022-23 season series loss was their first lost season series to Minnesota since 2017-18, when it was swept by the franchise for the first time since 1995-96, 4-0 (Dallas won 2-1 in 2018-19, won 3-0 in 2019-20, won 2-1 in 2020-21, and tied 2-2 in 2021-22)...**Luka Dončić** is averaging 24.8 points (.441 FG%), 7.7 rebounds and 7.4 assists in 15 career games (9-6 record) against the Timberwolves...**Dončić** missed the second matchup of the 2023-24 season series with left quad soreness.

CONNECTIONS: Mavericks guard **Kyrie Irving** (Montclair Kimberley Academy; Montclair, NJ; St. Patrick; Elizabeth, NJ), Mavericks forward/center **Markieff Morris** (APEX Academy; Pennsauken, NJ), Timberwolves center **Karl-Anthony Towns** (St. Joseph; Metuchen, NJ), Timberwolves forward/center **Naz Reid** (Roselle Catholic; Roselle, NJ) and Timberwolves forward **Kyle Anderson** (St. Anthony; Jersey City, NJ) all played high school basketball in the state of New Jersey...Timberwolves guard **Shake Milton**, who attended SMU in Dallas (and earned back-to-back All-AAC honors for the Mustangs in 2017 and 2018), was originally drafted by the Mavericks with the 54th overall pick in the 2018 NBA Draft before having his draft rights traded to Philadelphia in exchange for the draft rights to the 56th overall pick **Ray Spalding** and the 60th overall selection **Kostas Antetokounmpo**...Mavericks center **Dwight Powell**, Timberwolves guard **Nickeil Alexander-Walker** and Mavericks guard **AJ Lawson** are all Toronto natives...**Powell** and **Alexander-Walker** both helped the Canadian national team win its first FIBA World Cup medal after defeating Team USA in the bronze medal game...Mavericks assistant coach **Sean Sweeney** is a native of Saint Paul, Minnesota, and played the University of St. Thomas (Saint Paul), where he was a three-year starter and earned All-Conference honors as a senior in 2005-06...Timberwolves assistant coach **Micah Nori** and **Sweeney** spent three seasons together as assistants on **Dwane Casey's** staff in Detroit (2018-20), where they coached **Morris** during the 2019-20 campaign...Timberwolves assistant coach **Elston Turner** was drafted by Dallas with the 43rd overall pick in the 1981 NBA Draft and played his first three seasons for the Mavericks (1981-84), averaging 5.4 points, 2.9 rebounds, 1.8 assists and 18.3 minutes in 186 games (79 starts) with the franchise...Timberwolves assistant coach **Pablo Prigioni** played his NBA rookie season (2012-13) alongside Mavericks Head Coach **Jason Kidd** in New York (in what would be Kidd's final season as a player) and a season-and-a-half as a teammate of Mavericks guard **Tim Hardaway Jr.** on the Knicks (2013-15)...Timberwolves forward **Nathan Knight** (Syracuse), Timberwolves forward **Matt Ryan** (White Plains), Mavericks assistant coach **God Shammgod** (New York City) and **Anderson** (New York City) were all born in New York...Mavericks guard **Jaden Hardy** (Coronado; Henderson, NV) and Timberwolves swingman **Troy Brown Jr.** (Centennial; Las Vegas, NV) played high school basketball in the Las Vegas area.

PREVIOUS MEETING

MAVERICKS 115, TIMBERWOLVES 108 – JANUARY 7, 2024 – AMERICAN AIRLINES CENTER – DALLAS, TX – GAME #37 (22-15, 11-7 HOME)

TEAM	1	2	3	4	OT	FINAL	FG	FGA	FG%	3FG%	FT%	OR	DR	TR	A	PF	ST	TO	BS
MIN	29	27	26	26	-	108	41	94	.436	.317	.619	18	33	51	22	22	6	13	4
DAL	30	30	31	24	-	115	43	95	.453	.375	.700	15	29	44	20	19	7	11	8
TEAM	HIGH PTS		HIGH REB		HIGH AST		TEAM	HIGH PTS		HIGH REB		HIGH AST							
DAL	K. Irving: 35		D. Jones Jr.: 10		L. Dončić: 8		MIN	A. Edwards: 36		R. Gobert: 17		M. Conley: 7							

PLAYER NOTES: **Kyrie Irving** scored a team-high 35 points (14-27 FG, 6-8 3FG, 1-1 FT) with 8 rebounds, 5 assists, 3 steals and 2 blocks. **Luka Dončić** scored 34 points (12-26 FG, 5-12 3FG, 5-8 FT) to go along with 6 rebounds, 8 assists and 1 steal. **Derrick Jones Jr.** scored 12 points (5-12 FG, 1-6 3FG, 1-2 FT) to go along with 10 rebounds, 1 assist, 1 steal and 3 blocks. **Dwight Powell** scored 9 points (3-5 FG, 3-5 FT) with 6 rebounds, 4 assists and 1 steal. Off the bench, **Tim Hardaway Jr.** scored 12 points (4-13 FG, 2-8 3FG, 2-2 FT), with 4 rebounds and 1 assist, while **Grant Williams** scored 9 points (3-5 FG, 1-3 3FG, 2-2 FT) with 2 rebounds and 2 blocks. **Dereck Lively II**, **Dante Exum** and **Maxi Kleber** were inactive due to injury/illness. **Anthony Edwards** led the Timberwolves with a game-high 36 points (14-27 FG, 3-6 3FG, 5-7 FT) with 10 rebounds, 3 assists, 3 steals and 1 block, while **Karl-Anthony Towns** scored 24 points to go along with 7 rebounds, 1 assist and 2 blocks.

NOTES: There were 14 lead changes and eight ties in the game. The Mavericks' largest lead was nine while the Timberwolves' was six. In a back-and-forth 1st quarter, the Mavericks and Timberwolves traded the lead several times, with the Mavericks outscoring the Timberwolves 30-29 to end the quarter. In the 2nd quarter, the Mavericks outscored the Timberwolves 30-27 and went into the half with a 60-56 advantage. In the 3rd quarter, the Timberwolves regained the lead, 68-66, with 8:06 to go in the quarter, their first lead since leading 31-30 with 11:35 to go in the first half. From there, the Mavericks outscored the Timberwolves 25-14, reaching their largest lead of nine points, 91-82, to end the third quarter. In the 4th quarter, the Timberwolves came back and took the lead, reaching their largest lead of the game with a six-point lead, 106-100, with 3:53 to go in the game. The Mavericks responded with a 13-0 run, sustaining their lead en route to a 115-108 win in Dallas.



RECENT GAMES

KINGS 120, MAVERICKS 115 – JANUARY 27, 2024 – AMERICAN AIRLINES CENTER – DALLAS, TX – GAME #46 (25-21, 13-12 HOME)

TEAM	1	2	3	4	OT	FINAL	FG	FGA	FG%	3FG%	FT%	OR	DR	TR	A	PF	ST	TO	BS
SAC	29	34	31	26	-	120	43	80	.538	.367	.767	6	33	39	27	20	4	14	10
DAL	25	24	26	40	-	115	43	98	.439	.348	.722	13	30	43	35	24	7	10	2
TEAM	HIGH PTS		HIGH REB		HIGH AST		TEAM	HIGH PTS		HIGH REB		HIGH AST							
DAL	L. Dončić: 28		L. Dončić: 10		L. Dončić: 17		SAC	D. Fox: 34		D. Sabonis: 11		M. Monk: 6							

PLAYER NOTES: **Luka Dončić** scored a team-high 28 points (9-26 FG, 1-9 3FG, 9-12 FT) to go along with 10 rebounds, 17 assists, 2 steals and 1 block. **Grant Williams** recorded 27 points (9-16 FG, 7-10 3FG, 2-2 FT), 8 rebounds, 3 assists, 3 steals and 1 block. **Dereck Lively II** notched 13 points (6-9 FG, 1-2 FT), 9 rebounds and 1 steal. Off the bench, **Tim Hardaway Jr.** scored 19 points (8-17 FG, 3-9 3FG), with 4 rebounds and 1 assist. **Kyrie Irving**, **Dante Exum**, **Derrick Jones Jr.** and **Dwight Powell** were inactive due to injury/illness. **De'Aaron Fox** led the Kings with a game-high 34 points (13-24 FG, 1-5 3FG, 7-8 FT) with 3 rebound, 5 assists, 2 steals and 2 blocks, while **Harrison Barnes** scored 20 points to go along with 6 rebounds, 3 assists, 1 steal and 1 block.

NOTES: There were five lead changes and one tie in the game. The Mavericks' largest lead was eight while the Kings' was 23. In the 1st quarter, the Mavericks took the early lead, reaching their largest lead of eight points on a couple occasions but with it first occurring at 8-0 with 10:28 remaining. From there, the Kings outscored the Mavericks 29-17 to end the quarter, taking a 29-25 lead after the first quarter. In the 2nd quarter, the Kings outscored the Mavericks 34-24 in the quarter to take a 63-49 lead into halftime. In the 3rd quarter, the Kings extended their lead as they outscored the Mavericks 31-26 in the quarter to balloon their lead to 19 points, 94-75, heading into the final quarter. In the 4th quarter, the Kings reached their largest lead of 23 points at the score of 101-78 with 10:00 to go in the game. The Mavericks brought their deficit to within three points, 118-115, with 7.0 seconds remaining in the game but the Kings fended off any Mavericks comeback hopes en route to a 120-115 Kings win in Dallas.

MAVERICKS 148, HAWKS 143 – JANUARY 26, 2024 – STATE FARM ARENA – ATLANTA, GA – GAME #45 (25-20, 12-9 AWAY)

TEAM	1	2	3	4	OT	FINAL	FG	FGA	FG%	3FG%	FT%	OR	DR	TR	A	PF	ST	TO	BS
DAL	27	39	42	40	-	148	51	85	.600	.543	.844	6	31	37	28	25	3	13	5
ATL	31	35	36	41	-	143	51	97	.526	.441	.867	12	24	36	32	24	7	7	2
TEAM	HIGH PTS		HIGH REB		HIGH AST		TEAM	HIGH PTS		HIGH REB		HIGH AST							
DAL	L. Dončić: 73		D. Lively II: 11		L. Dončić: 7		ATL	T. Young: 30		C. Capela: 8		T. Young: 11							

PLAYER NOTES: **Luka Dončić** scored a career and franchise-high 73 points (25-33 FG, 8-13 3FG, 15-16 FT) - tied for the fourth most in a game in NBA history - to go along with 10 rebounds, 7 assists and 1 steal. **Josh Green** recorded 21 points (8-12 FG, 4-5 3FG, 1-2 FT), 2 rebounds and 4 assists. **Dereck Lively II** notched 9 points (4-7 FG, 1-2 FT), 11 rebounds, 4 assists, 1 steal and 4 blocks. Off the bench, **Tim Hardaway Jr.** scored 13 points (3-12 FG, 3-9 3FG, 4-4 FT), with 4 rebounds and 3 assists and **Dante Exum** recorded 9 points to go along with 3 assists. **Kyrie Irving**, **Dwight Powell** and **Maxi Kleber** were inactive due to injury/illness. **Trae Young** led the Hawks with a team-high 30 points (9-18 FG, 2-7 3FG, 10-11 FT) with 1 rebound, 11 assists and 3 steals, while **Jalen Johnson** scored 25 points to go along with 3 rebounds, 3 assists, 1 steal and 1 block.

NOTES: There were 11 lead changes and 11 ties in the game. The Mavericks' largest lead was 11 while the Hawks' was six. In a back-and-forth 1st quarter, the Mavericks and Hawks traded several leads and ties before the Hawks took the lead to end the quarter with a four-point lead, 31-27. In the 2nd quarter, the Hawks reached their largest lead of six points on a couple occasions but with it first occurring at the score 33-27 with 11:39 remaining in the half. From there, the Mavericks outscored the Hawks 39-33 to end the quarter, bringing the game to a halftime tie, 66-66. In the 3rd quarter, the Mavericks outscored the Hawks 42-36 in the quarter to bring their lead to six points, 108-102, heading into the final quarter. In the 4th quarter, the Mavericks reached their largest lead of 11 points on a couple occasions but with it first occurring at 94-83 with 4:20 to go in the game. The Hawks brought their deficit to within five points, 103-98, with 1:14 remaining in the game. The Mavericks fended off any Hawks comeback hopes en route to a 148-143 Mavericks win in Atlanta.

MAVERICKS MILESTONES

APPROACHING MILESTONES

- » **Seth Curry** is 8 rebounds away from 1,000 in his career.
- » **Seth Curry** is 42 assists away from 1,000 in his career.
- » **Seth Curry** is 49 points away from 5,000 in his career.
- » **Luka Dončić** has 65 triple-doubles in his career and is 10 away from passing James Harden for 8th on the NBA's all-time list for triple-doubles (74).
- » **Luka Dončić** is 72 made 3s away from passing Jason Terry for 2nd on the Mavs all-time list for 3-pointers made (1,140).
- » **Luka Dončić** is 2 assists away from 3,000 in his career.
- » **Kyrie Irving** is 22 assists away from 4,000 in his career.
- » **Maxi Kleber** has made 297 free throws and needs 3 for 300 in his career.
- » **Markieff Morris** is 4 points away from eclipsing 8,000 points in his career.

MILESTONES ACHIEVED in 2023-24

- » With two steals at SA (10/25/23), **Luka Dončić** passed Shawn Marion for 12th on the Mavericks all-time steals list (370).
- » With eight free throws made vs. BKN (10/27/23), **Luka Dončić** eclipsed 2,000 made free throws in his career.
- » With three-made 3-pointers at MEM (10/30/23), **Tim Hardaway Jr.** passed Jason Kidd for 5th on the Mavs all-time list for 3-pointers made (778).
- » With seven defensive rebounds at DEN (11/3/23), **Luka Dončić** passed Sam Perkins for 3rd on the Mavs all-time list for defensive rebounds.
- » With eight assists at LAL (11/22/23), **Luka Dončić** passed Rolando Blackman for 6th on the Mavs all-time list for assists (2,748).
- » With 28 points at LAL (11/22/23), **Kyrie Irving** eclipsed 16,000 career points.
- » With nine free throws made vs. OKC (12/2/23), **Luka Dončić** passed Derek Harper for 4th on the Mavs all-time list for free throws made (2,094).
- » With his 60th career triple-double vs. UTA (12/7/23), **Luka Dončić** has passed Larry Bird for 9th on the NBA's all-time list for triple-doubles (59).
- » With five three-pointers made at MEM (12/11/23), **Luka Dončić** has eclipsed 1,000 three-pointers made in his career.
- » With 40 points at POR (12/16/23), **Luka Dončić** has posted 79 games with 35+ points in his career, passing Dirk Nowitzki (78) for the most in a Dallas uniform.
- » With two three-pointers at DEN (12/18/23), **Tim Hardaway Jr.** passed his father, Tim Hardaway Sr., for 44th on the NBA all-time list for three-pointers made (1,542).
- » With 39 points vs. SA (12/23/23), **Luka Dončić** passed Jason Terry for 6th on the Mavs all-time list for points (9,953).
- » With 50 points at PHX (12/25/23), **Luka Dončić** eclipsed 10,000 points in his career.
- » With 14 assists at UTA (1/1/24), **Luka Dončić** passed Steve Nash for 5th on the Mavs all-time list for assists (2,919).
- » With six rebounds vs. POR (1/3/24), **Luka Dončić** passed Rolando Blackman for 8th on the Mavs all-time list for total rebounds (3,083).
- » With two 3-pointers vs. POR (1/3/24), **Tim Hardaway Jr.** passed Michael Finley for 4th on the Mavs all-time list for 3-pointers made (870).



QUICK HITS

Team Notes:

- The Dallas Mavericks recorded 148 points vs. ATL (1/26/24), the fifth-most points scored in a game in franchise history (156 at HOU, 4/11/95; 149 vs. HOU, 7/31/20; 149 at GSW, 1/15/85; 149 vs. DEN, 1/14/83), and the third-most scored in regulation in Mavericks history.
- With 147 points vs. UTA (12/6/23) and 144 vs. LAC (11/10/23), the Mavericks recorded two games with at least 144 points twice in a season for the first time in franchise history. The team extended that franchise record after recording 148 points at ATL (1/26/24), totaling four games with at least 144 points this season.
- With a win margin of 50 points vs. UTA (12/6/23) in a 147-97 victory, the 50-point win marked just the sixth time in franchise history the team has beaten a team by at least 50 points and tied for third-largest win margin in team history (53 points vs. PHI, 11/13/14; 51 at LAC, 12/27/20; 50 vs. UTA, 12/6/23; 50 at NY, 1/24/10; 50 vs. UTA, 11/14/18; 50 vs. POR, 4/8/22).
- The Mavericks became the first team in NBA history to record 15-or-more 3-pointers in nine of the team's first 10 games.
- The Mavericks are the first team since the Los Angeles Lakers in 1985-86 to start the season with 14-straight games of scoring 110 points or more, also extending a franchise record through the first 14 games (10/25/23-11/22/23). After scoring 130 points at WAS (11/15/23), the Mavericks set a franchise-record for most consecutive games with 110-or-more points scored in a single season with 12 (14, 11/19/23).
- The Mavericks beat the Hornets (11/5/23) 124-118 after trailing by 12 at halftime, marking the first time since 2021-22 season that the team overcame a 12-point deficit at halftime to win the game.
- For the first time in franchise history, the Mavericks recorded comeback wins after trailing by 12-or-more points at halftime after beating the Hornets and the Orlando Magic on back-to-back nights while trailing by 12-or-more points at halftime in both games.
- The Mavericks notched a 30-0 scoring run in the fourth quarter vs. OKC (12/2/23), the franchise record for largest unanswered scoring run. It also marks the largest unanswered scoring run in NBA history since at least 1996-97.
- With a 29-point margin of victory over Portland on Wednesday (1/3/24) and the 36-point margin vs. POR (1/5/24), the Mavericks have recorded its largest margin of victory over a two-game span against the same opponent in franchise history (65). The 65-point margin of victory over the span of two games is tied for the sixth-largest margin of victory over a two-game span in franchise history.
- With 127 points scored vs. LAL (12/12/23), the Mavericks have recorded 14 games of 120 points this season, the most 120-point games through 23 games to start a season in franchise history. The next most is nine (1982-83).
- The Mavericks notched 47 points in the second quarter against the Clippers on Nov. 10, the fourth-most points scored in a quarter in team history (51 points in Q4, 1985; 51 in Q3, 2022; 49 in Q2, 2009). The 47 points are the second-most points scored in a second quarter in team history.
- With Kyrie Irving (42 points) and Tim Hardaway Jr. (season-high 41) the Dallas Mavericks had two players record 40-plus points for the second time in franchise history and the 20th time in NBA history (vs. NOP, 1/15/24). The first instance in Mavericks history was last season vs. PHI (3/2/23) with Luka Dončić (42) and Kyrie Irving (40).
- At MIL (11/18/23), Kyrie Irving and Luka Dončić had 16 and 15 field goal makes, respectively, marking the second time in team history that two players have had 15-or-more field goal makes in the same game for the Mavericks (Mark Aguirre, Rolando Blackman, 1983-84). In the last five years, only five of such occasions have occurred.
- Against the Hornets (11/5/23), the Mavericks had two players (Dončić, Irving) record nine-or-more assists. This marked the first time since January 2022 that two Mavericks players had nine-or-more assists in the same game.
- The Mavericks made 15 3-pointers in the first half against the Grizzlies (10/30/23), tying a franchise-record amount of 3-pointers made in a half. The team went 15-of-26 (.577) from behind the arc.
- With 19 3-pointers made against the Clippers (11/10/23), the Mavericks recorded an NBA record for most 3-pointers made through the first nine games of the season with 155 (154 3-pointers by the Bucks in 2020-21 through nine games). Dallas is the only team in NBA history to record eight games with 15-or-more 3-pointers through nine games.
- With 41 games played, the Mavericks enter the second half of the 2023-24 season with a 24-17 record (.585), their best record after 41 games since 2019-20 when the team had a 26-15 record (.634) and their second-best since 2014-15's 28-13 record (.683).
- Through 10 games, the Mavericks have recorded at least 114 points in each game, marking the fourth-longest streak in NBA after the Cincinnati Royals in 1961 (17 games), Lakers in 1961 (14 games) and Pistons in 1960 (11 games).
- After scoring 144 against the Clippers (11/10/23) and 136 against the Pelicans (11/12/23), the Mavericks have scored at least 136 points in back-to-back games for the second time in team history after doing so in three consecutive games in the 2019-2020 season.
- Dallas recorded 128 points in the 128-124 win over the New York Knicks (1/11/24), tying the highest amount of points scored against the Knicks in franchise history (128, 1/24/10).
- Since scoring the opening bucket of the game vs. UTA (12/6/23), the Mavericks never trailed or tied with the Jazz once in the game, marking the first wire-to-wire game of the season. The team went wire-to-wire vs. POR (1/3/24) as well.
- Dallas had a .583 FG% vs. POR (1/5/24), the team's highest field goal percentage of the season (prev. .557 FG% at GSW, 12/30/23). The team had a higher field goal percentage in just two games last season (.610 at MIA, 4/1/23; .597 vs. DEN, 11/18/22) and one game in 2021-22 (.687 at NOP, 12/1/21).
- For just the fourth time in Mavericks history, the team had three players record 5-or-more 3-pointers in the same game after facing the Lakers (12/12/23) (3 players vs. PHI, 3/2/23; 3 vs UTA, 4/5/21; at ATL, 1/15/02). The first ever instance occurred in Atlanta when Tim Hardaway, Steven Nash and Dirk Nowitzki recorded six, five and six threes, respectively.
- The Mavericks recorded two 40-point quarters vs. SAS (12/23/23) after a 40-point first quarter and a 45-point third quarter, marking the second time in the last four years the team has had multiple 40-point quarters in the same game (vs. SAS, 2/23/23).
- With a 128-114 score at PHO, the Mavericks won on Christmas Day for the second consecutive year, marking a total 4-3 record on Christmas Day games.



QUICK HITS

Individual Notes:

- Luka Dončić recorded a career-high and franchise-most 73 points at ATL (1/26/24), tied for the fourth-most points recorded in a game in NBA history and the most since Kobe Bryant's 81 points in 2006. His 73 points on 25-for-33 shooting (.758) is the most efficient 70-point game in NBA history. His performance is just the 11th 70-point double-double.
- With 73 points, 10 rebounds and seven assists at ATL (1/26/24) and 28 points, 10 rebounds and 17 assists vs. SAC (1/27/24), Dončić totaled 101 points, 20 rebounds and 24 assists, becoming the first player in NBA history to average a 50-point triple-double over a two-game span.
- Luka Dončić recorded 40 points (11-22 FG, 5-13 3FG, 9-14 FT), 10 rebounds, 11 assists and one steal vs. UTA (12/6/23) which marks his 60th triple-double, surpassing Larry Bird for ninth-most triple-doubles in NBA history.
- With 50 points at PHO (12/25/23), Dončić reached 10,000 points (10,039 points) with the fewest games needed (358) since Michael Jordan (303 games). He is the sixth-youngest player to reach the milestone (LeBron James, 23 years - 059 days; Kevin Durant, 24-033; Kobe Bryant, 24-194; Carmelo Anthony, 24-251; Tracy McGrady, 24-272; Luka Dončić, 24-300)
- On Christmas Day at PHO (12/25/23), Luka Dončić recorded 50 points (15-25 FG, 8-16 3FG, 12-12 FT), six rebounds, 15 assists, four steals and three blocks to tie for third-most points scored on a Christmas Day game (60, Bernard King; 59 Wilt Chamberlain; 50, Rick Barry). There has been only one other instance of a game with at least 50 points and 15 assists in NBA history (53-17, James Harden, 12/31/2016).
- After recording 39 (14-29 FG, 5-13 3FG, 6-7 FT), eight rebounds, 10 assists, one steal and one block at GSW (12/30/23), Dončić became just the second player in NBA history to average at least 35 points, eight rebounds, 10 assists in a month (min. 10 games). He joins Oscar Robertson who did it in December 1960.
- With 50 points at PHO (12/25/23), Luka Dončić recorded his sixth career 50-point game, more than every other Mavericks player combined (4) (2, Dirk Nowitzki; 1, Jamal Mashburn; 1, Jim Jackson).
- Luka Dončić recorded 36 points (11-22 FG, 5-13 3FG, 9-14 FT), 15 rebounds, 18 assists, two steals and two blocks vs. OKC (12/2/23), which marks his 59th triple-double to Larry Bird for ninth-most triple-doubles in NBA history.
- Dončić is surpassed Magic Johnson (59) for second-most triple-doubles (60) by a player younger than 25 years old (89, Oscar Robertson) after his performance vs. UTA (12/6/23).
- With 40 points at POR (12/16/23), Dončić passes Dirk Nowitzki for most 35-or-more-point games in Mavericks history with 79.
- With 29 points, 10 rebounds and 10 assists at halftime vs. UTA (12/6/23), Dončić recorded his first triple-double in a half in his career. His 25-point triple-double in the first half marked the first 25-point triple double in a half and the sixth triple-double in a first half in NBA history since at least 1996-97 (Russell Westbrook, 4/11/16, 12/31/16; Nikola Jokić, 2/15/18, 2/7/23; Domantas Sabonis, 5/1/21)
- Dončić's 40-point triple double through three quarters is just the third time in NBA history since at least 1996-97 that a 40-point triple double has occurred after just three quarters (James Harden, 12/31/16, 1/11/19). Alongside his 36-15-18 vs. OKC (12/2/23), tonight marked his ninth instance of at least two consecutive games with a triple-double
- Luka Dončić recorded 39 points (13-27 FG, 5-10 3FG, 8-11 FT), 12 rebounds, 10 assists, one steal and one block vs. SAS (12/23/23). His 39-12-10 marks his 62nd career triple-double and his 36th 30-point triple-double. With 36 30-point triple-doubles, Dončić passes James Harden (35) for the fourth-most 30-point triple-doubles in NBA history (106, Oscar Robertson; 48, Russell Westbrook; 37, LeBron James).
- With 40 points, 12 rebounds and 10 assists at POR (12/16/23), Dončić recorded his eighth career 40-point triple-double, surpassing Wilt Chamberlain for sole possession of fourth-most 40-point triple-doubles in NBA history. With his 40-12-10 at POR, he also ties James Harden for fourth-most 30-point triple-doubles in NBA history.
- After recording 36-15-18 vs. OKC (12/2/23), Dončić has notched his second career 35-15-15 (36-15-16, vs. CHI (1/17/21), the 10th 35-15-15 game in NBA history. He and Oscar Robertson are the only players to have multiple games of 35-15-15 in history. Dončić is the first player in NBA history to have a 35-15-15 game with at least five 3-pointers.
- With 49 points scored vs. BKN on 10/27/23, Luka Dončić (70) passed Mark Aguirre (69) for the second-most 35-point games in Mavericks history. He is nine 35-point games away from passing Dirk Nowitzki (78) for the most 35-point efforts in a Dallas uniform. With 8 free throws made vs. BKN on 10/27/23, Luka Dončić eclipsed 2,000 made free throws in his career (2007).
- With 38 points (13-24 FG, 6-12 3FG, 6-10 FT) at DEN (12/18/23), Dončić recorded his 10th consecutive 30-point game, only the 22nd player in NBA history to do so. His 10-straight 30-point games mark his career-most and extends a franchise record he set the previous season.
- Dončić notched 16 points, five rebounds and five assists in the first quarter vs. UTA (12/6/23), his fifth career 15-point, five-rebound, five assist quarter. Since 1996-97, Giannis Antetokounmpo (2) is the only other player with multiple such quarters.
- After recording a 35-point triple-double against the Grizzlies (10/30/23), Dončić became just the third player (Oscar Robertson, Russell Westbrook) to record a 35-point triple double in their first three games of the season.
- Through three games, Dončić became the first player in NBA history to lead their respective team outright in points, rebounds and assists through the first three games of the season.
- Dončić became the second player in team history to start a season with six consecutive double-doubles after former Mavericks center DeAndre Jordan did in 2018-19.
- After recording 41 points (15-29 FG, 3-10 3FG, 8-9 FT), nine rebounds, nine assists vs. HOU, Dončić recorded his second career game with at least nine assists and zero turnovers (at SAS, 12/31/22). He becomes the second player in NBA history to have multiple games of at least 40 points and nine assists while having zero turnovers (Stephon Marbury, 2/17/1999 and 1/17/2003).
- Dončić recorded 31 points, seven rebounds and eight assists against the Raptors. His performance marked the 233rd time in his career he has recorded a 20-plus points, five-plus rebounds and five-plus assists. He claimed sole possession of 25th place all-time for most 20-plus points, five-plus rebounds and five-plus assists games,

QUICK HITS

surpassing Chris Paul (232).

- Luka Dončić recorded 44 points on 17-for-21 shooting, 6-for-9 from behind the arc against the Clippers on Nov. 11, 2023. His .810 field goal percentage marks the highest single-game field goal percentage of his career.
- With 41 points scored vs. HOU (11/28/23), Dončić recorded 31 40-point games, passing Tracy McGrady (30 games) for sole possession of ninth place for most 40-plus point games by a player under the age of 25.
- With 39 points vs. SAS (12/23/23), Dončić passed Jason Terry (9,953 points) for sixth-most points scored in Mavericks history with 39 points tonight (9,989 points).
- Vs. LAL (12/12/23), Luka Dončić recorded a team-high 33 points (12-28 FG, 3-10 3FG, 6-6 FT), adding six rebounds, 17 assists and one steal. His 33 points and 17 assists mark his 11th game with 30-plus points and 15-plus assists, surpassing Russell Westbrook and Isaiah Thomas (10) for sole possession of fifth place for most 30-point, 15-assist games. His 17 assists ties for the fifth-most assists he has recorded in a game in his career.
- With seven defensive rebounds at DEN (11/3/23), Luka Dončić passed Sam Perkins for 3rd on the Mavs all-time list for defensive rebounds.
- With a free throw in the first quarter tonight, Dončić passed Derek Harper (2,094) for fourth on the Mavericks all-time list for free throws made.
- With 18 assists vs. OKC (12/2/23), Dončić recorded his fourth-most assists in a game in his career.
- Irving scored 33 points in the second half at MIL (11/18/23), the third-highest scoring half of his career.
- With 4 free throws made vs. BKN on 10/27/23, Kyrie Irving eclipsed 2,600 made free throws in his career (2,602).
- With eight rebounds vs. MEM (1/9/24), Irving has recorded eight-or-more rebounds in five consecutive game, the longest streak of games with eight-or-more rebounds in his career.
- Irving became the second player in Mavericks history to record at least 40 points and 10 assists in franchise history (Luka Dončić), after he recorded 44 points and 10 assists vs. NYK (1/11/24). It marked his second career 40-point double-double with points and assists. His 44 points is his career-most as a Maverick.
- With three made 3-pointers at Memphis (10/30/23), Tim Hardaway Jr. passed Jason Kidd for fifth on the Mavericks all-time list for 3-pointers made (778).
- With 41 points vs. NOP (1/15/24),
- Hardaway Jr. recorded 32 points (10-21 FG, 5-10 3FG, 7-8 FT) vs. LAL (12/12/23), marking the second-most points off the bench in his career in a game and the most as a Maverick.
- With 32 points at MIN (12/28/23), Hardaway Jr. tied for his second-most points off the bench and second 32-point game of the season.
- Tim Hardaway Jr. recorded 24 points off of the bench against the Bulls (11/1/23), marking the first time in his career he has recorded a streak of four-or-more games with 17 points off the bench.
- With four threes against the Hornets (11/5/23) and the Magic (11/6/23), Hardaway converted at least four threes in three consecutive games after recording five against the Raptors (11/8/23). This marked the second time he accomplished this feat coming off the bench.
- After recording three 3-pointers against the Pelicans (11/12/23), Hardaway has converted 1,500 3-pointers in his career.
- Tim Hardaway Jr. recorded 31 points at WAS (11/15/23), the third-most points in a game coming off the bench in his career and the second-most coming off the bench as a Maverick.
- Tim Hardaway Jr. recorded 17 points (5-14 FG, 4-12 3FG, 3-4 FT), four rebounds and two assists vs UTA (12/6/23). His four 3-pointers marked his 13th-consecutive game with multiple made 3-pointers, tied for his third-longest streak of games with multiple 3-point makes.
- Derrick Jones Jr. recorded 11 (4-10 FG, 1-4 3FG, 2-2 FT), 10 rebounds, three assists and three steals against the Clippers (11/10/23). His 11 points and 10 rebounds mark his first career double-double, and his three steals in the first quarter marks a new career-high steals in the first quarter – tied for the second-most steals in a single quarter in his career.
- With 22 points at MEM (10/30/23), 20 points at WAS (11/15/23) and 24 vs. OKC (12/2/23), Derrick Jones Jr. has recorded three 20-point games in a season, his career-high for most 20-point games in a single season, surpassing his 2019-20 (2 games).
- Derrick Jones Jr. recorded 24 points (8-15 FG, 6-12 3FG, 2-2 FT) vs. OKC (12/2/23), marking his second-highest points in a game in his career. His efforts against OKC was his third-consecutive game with 15-or-more points (15 vs. HOU, 11/28/23; 16 vs. MEM, 12/1/23), the first time in his career he has recorded three consecutive games with 15-or-more points.
- Derrick Jones Jr. recorded 14 points (6-12 FG, 1-7 3FG, 1-2 FT), eight rebounds, one assist, two steal and two blocks at POR (12/8/23). With his 12-point effort at POR, Jones Jr. has recorded five consecutive games with double-digit scoring for the first time in his career (15 vs. HOU, 11/28/23; 16 vs. MEM, 12/1/23; 24 vs. OKC, 12/2/23; 12 vs. UTA 12/6/23).
- Jones Jr. converted six 3-pointers vs. OKC (12/2/23), a new career-high. It marked the first time he has recorded back-to-back games with at least four 3-pointers in his career (4 threes, 12/1/23).
- With 6 rebounds vs. BKN on 10/27/23, Grant Williams surpassed 1,000 rebounds in his career for 1,005 rebounds.
- With four-made 3-pointers at Memphis (10/30/23), Grant Williams surpassed 300 made 3-pointers in his career.
- Dante Exum recorded 23 points (9-15 FG, 2-2 3FG, 3-4 FT), six rebounds and seven assists at POR (12/8/23). His efforts marked his then-second-highest point total in a game in his career (28 points, 1/5/20; 26, 12/12/23). His 23-6-7 also marked his first career 20-5-5 game.
- Dante Exum recorded 26 points (8-10 FG, 7-9 3FG, 3-4 FT) vs. LAL (12/12/23), converting a career-high seven 3-pointers in the game. His 26 points marks his third consecutive game with 15-plus points, the longest streak in his career.
- After playing against the Brooklyn Nets (10/27/23) Dwight Powell passed Shawn Bradley for ninth on the Mavs all-time list for games played (582), reaching 583 appearances. His three-point make against the Nets marked the first shot he converted behind the arc since the 2021-22 season. After scoring 11 points (4-4 FG, 1-1 3FG, 2-2 FT), Powell recorded his 102nd career game shooting 100-percent from the field.

QUICK HITS

- Hitting 3-of-4 3-pointers in the first quarter against the Grizzlies (10/30/23), Grant Williams created a new career-high 3-point makes in the first quarter.
- Dereck Lively II recorded seven offensive rebounds and 13 total rebounds against the Bulls (11/1/23), marking the first rookie to record 13-or-more rebounds in a game since Dončić's rookie season in 2018-19.
- Dereck Lively II recorded a block against the Clippers (11/10/23), marking his eighth consecutive game with a block since his debut. He is the only Mavericks rookie to accomplish that feat in his first eight games, and his eight consecutive games with a block ties for the fifth-longest streak with a block by a Mavericks rookie.
- Dereck Lively II recorded a career-high 20 points (9-9 FG, 2-5 FT), a career-high 16 rebounds, seven blocks and a steal vs. OKC (12/2/23), becoming the first rookie in NBA history in the shot clock area to record a 20-15 game, with a 100-percent FG Percentage. He became the fourth player in Mavericks history to record a 20-point, 15-rebound game (21-16, Luka Dončić, 4/9/2019; 29-16, Sam Perkins, 3/16/1985; 38-16, Jay Vincent, 2/12/1982).
- At PHO (12/25/23) Dereck Lively II tied a career-high 20 points while adding 10 rebounds for his fifth career double-double and his second career 20-point double-double. His 20 points and 10 rebounds mark franchise-highs for most points or rebounds by a Mavericks rookie on Christmas Day.
- Lively's seven blocks vs. OKC (12/2/23) is just the second time in Mavericks history that a rookie has recorded seven-or-more blocks in a game (7 blocks, Bernard James, 2/22/2013).
- Lively recorded 16 points and 16 rebounds at MEM (12/11/23), becoming just the third Mavericks rookie to record multiple 15-15 games in team history (2, Luka Dončić, Sam Perkins).
- With two blocks vs. UTA (12/6/23), Lively has recorded seven games with at least two blocks this season, the most by a rookie through 20 games in franchise history (5, Bill Garbett, 1982-83). His 28 blocks are also the most by a rookie through 20 games in Mavericks history (23 blocks through 20 games, Bill Garnett, 1982-83).
- With 13 points at DEN (11/3/23), Josh Green eclipsed 1,000 points scored in his career.
- Dwight Powell recorded his 600 assists after recording two against the Orlando Magic (11/6/23).
- Seth Curry recorded 15 points (6-6 FG, 2-2 3FG, 1-1 FT), the first time he has been perfect from the field in a game (min. 5 FGA).
- Vs. SAS (12/23/23), A.J. Lawson recorded a career-high 17 points (7-10 FG, 3-4 3FG), a career-high seven rebounds, three assists and two steals. His three 3-pointers tie for the most he has converted in a game in his career.
- Jaden Hardy recorded 19 points (8-14 FG, 3-7 3FG), nine rebounds, nine assists and one steal vs. POR (1/5/24). His 19 points ties a season-high (19 at MEM, 12/11/23). His 19-9-9 marks the first 10-5-5 game of his career. His nine rebounds and nine assists both marked career-highs in either category.

MAVERICKS GAME NOTES



Statistical research assistance provided by the Elias Sports Bureau, STATS LLC, Basketball-Reference.com, NBA.com/Stats, ESPN

GAME PREVIEW

• **MAVS vs. KINGS:** The Dallas Mavericks will face the Orlando Magic at the American Airlines Center on January 29, 2024. The two teams have met once this season in a 117-102 Dallas win in a game where Luka Dončić, Kyrie Irving and Tim Hardaway Jr. each recorded 20-or-more points. The two teams split the season series last season, 1-1. The two teams have faced off 70 times in NBA history, with the Mavericks having the series advantage 41-29. At home, the Mavericks have a 26-9 record against the Magic, and in the last five matches, the team has won three of them. In the last 10, Dallas has won seven between the two teams. The Mavericks are on an 11-game winning streak at home. Dončić averages 27.1 points, 8.1 rebounds, 7.2 assists against the Magic through 11 career games for an 8-3 record. The team is also 14-2 on Seats for Soldiers games, which will occur on Monday.

ALL-TIME TRIPLE-DOUBLE LEADERS

PLAYER	TPL-DBL
1. RUSSELL WESTBROOK	198
2. OSCAR ROBERTSON	181
3. MAGIC JOHNSON	138
4. NIKOLA JOKIĆ	118
5. LEBRON JAMES	110
6. JASON KIDD	107
7. WILT CHAMBERLAIN	78
8. JAMES HARDEN	75
9. LUKA DONČIĆ	65
10. LARRY BIRD	59
11. DOMANTAS SABONIS	44
12. FAT LEVER	43

All-Time Leaders in NBA History, courtesy of Elias Sports Bureau
bold players denote active players

THERE'S MAGIC IN THE AIR

Luka Dončić garnered a career-high and franchise-most 73 points in a 148-143 win over the Atlanta Hawks at State Farm Arena on January 26, 2024. In a record-setting night, Dončić tied for the fourth-most points scored in a game in NBA history, with only three other players recording 73-or-more points (Wilt Chamberlain, Kobe Bryant and David Thompson). His 73 points is the most points recorded in a game this season and the most recorded in a game since Kobe Bryant's 81 in 2006.

Dončić's 73 points is one of 15 games with a player scoring 70-or-more points in NBA history and one of 11 games with the player doing so with a 70-point double-double. Only Dončić and Wilt Chamberlain have had at least one 73-plus point double-double in NBA history.

With 73 points (25-33 FG, 8-13 3FG, 15-16 FT), 10 rebounds, seven assists and a steal, Dončić became the second player in NBA history to have multiple games with 60-plus points, 10-plus rebounds and five-plus assists and the first in over 50 years (Elgin Baylor, 63-31-7 vs. PHW on 12/8/61; 64-17-8 vs. BOS, 11/8/59). His seven assists marked the most assists in a 70-point effort in a non-overtime game (Donovan Mitchell, 71 points & 11 assists vs. CHI in overtime).

Missing just eight shots the entire night and going 25-for-33, Dončić recorded the most efficient 70-point game in NBA history with a .758 field goal percentage. Only Wilt Chamberlain's 66 points on 29-for-35 shooting (.829) and Karl Malone's 61 points on 21-for-26 shooting (.808) are the 60-plus-point efforts on higher efficiency than Dončić's 73 points on 25-for-33 shooting (.758). There are only two efforts with at least 50 points in NBA history with better efficiency where the player recorded at least 50 points and eight 3-pointers (50 points with 9 3-pointers, Kyrie Irving at CHA on 3/8/22; 50 points with 8 3-pointers, Jamal Murray at CLE on 2/19/21). With 33 field goal attempts, Dončić is the only player in NBA history to record at least 70 points with 33-or-fewer field goal attempts. Dončić's 25 field goals made marked a new franchise-record, breaking Mark Aguirre's record 21 field goals made (at DEN, 3/24/84) that Dončić once tied in his 60-21-10 effort vs. NYK (21 FGM, 12/27/22).

During NBA's third annual Rivals Week where the Mavericks faced the Hawks in Atlanta, Dončić recorded an NBA-record amount of points against the Hawks franchise (previous: 67 points, Wilt Chamberlain, 2/17/1962). His 73-point showing also set a new record for most points scored in the State Farm Arena's 24-year history (previous: 55 points, Kevin Durant, 4/2/22).

At halftime, Dončić had 41 points (16-21 FG) against the Hawks, setting a new franchise record for points in a single half (previous: 34, Dirk Nowitzki, 2nd half, vs UTA 11/3/09). His 41-point half is the 15th 40-point half in the past 20-plus years in NBA history. His 16 field goals made is the third-most in a half in NBA history (18, Kobe Bryant vs. TOR, 1/22/0; 17, Brandon Jennings vs. GS, 11/14/09), doing so with the third-highest efficiency (min. 15 FGM) behind Kenneth Lofton Jr.'s 15-for-18 (.833) shooting at OKC (4/9/23) and Brandon Jennings' 17-for-21 (.810) shooting vs. GS (11/14/09).

Dončić (73) and **Josh Green** (21) combined for 94 points between the two, tying Kobe Bryant (81) and Smush Parker (13) for the most combined points by any two teammates in the last 40 years (94 points). They are tied for the third-most combined points by any two teammates in the last 60 years (98 points, 51, Kiki Vandeweghe & 47, Alex English vs. DET, 12/13/83; 95, 45, Mike Mitchell & 50, George Gervin vs. MIL, 3/6/82).



10K GOLD

10,000 POINTS



Luka Dončić reached the 10,000 points benchmark after recording 50 points at PHO (12/25/23) on Christmas Day. He becomes the sixth-youngest player in NBA history to reach 10,000 points, doing so at just 24 years and 300 days old. Accomplishing the achievement in 358 games, Dončić ties Bob McAdoo for seventh-fastest (in terms of games) to the milestone. He joins Kevin Love (2016) and Mike Miller (2012) as the only players in NBA history to hit 10,000 points on Christmas Day. He also is the sixth Maverick to surpass 10,000 career points (Dirk Nowitzki, Rolando Blackman, Mark Aguirre, Derek Harper, Michael Finley).

Recording 50 points (15-25 FG, 8-16 3FG, 12-12 FT), six rebounds, 15 assists, four steals and three blocks against PHO (12/25/23), Dončić recorded his sixth career 50-point game, more than every other Maverick combined. His four steals and three blocks mark his first ever game with at least four steals and three blocks. His 50 points and 15 assists mark the second time in NBA history a player has had at least 50 points and 15 assists in a game (53-17, James Harden, 12/31/2016). He is the first player in history to record his stat line of at least 50 points, six rebounds, 15 assists, four steals and three blocks. His eight 3-pointers makes, including his 3-pointer to reach 10,000 points, ties for the second-most threes made in a game in his career.

FEWEST GAMES TO REACH 10K POINTS, NBA HISTORY			YOUNGEST TO REACH 10K POINTS, NBA HISTORY			MOST POINTS, MAVERICKS HISTORY		
RK	PLAYER	GAMES	RK	PLAYER	YRS-DAYS	RK	PLAYER	POINTS
1	WILT CHAMBERLAIN	236	1	LEBRON JAMES	23-059	1	DIRK NOWITZKI	31,560
2	MICHAEL JORDAN	303	2	KEVIN DURANT	24-033	2	ROLANDO BLACKMAN	16,643
3	ELGIN BAYLOR	315	3	KOBE BRYANT	24-194	3	MARK AGUIRRE	13,930
4	KAREEM ABDUL-JABBAR	319	4	CARMELO ANTHONY	24-251	4	DEREK HARPER	12,597
5	OSCAR ROBERTSON	334	5	TRACY MCGRADY	24-272	5	MICHAEL FINLEY	12,389
6	GEORGE GERVIN	355	6	LUKA DONČIĆ	24-300	6	LUKA DONČIĆ	10,415+
T-7	LUKA DONČIĆ	358						
T-7	BOB MCADOO	358						

CHRISTMAS DAY SHENANIGANS



Playing in the team's fourth consecutive Christmas Day game for the first time in franchise history, the **Dallas Mavericks** faced the Phoenix Suns including 13-time All-Star Kevin Durant and three-time All-Star Devin Booker on Christmas Day. Despite conceding the lead in the second half and being down late in the third quarter, the team rallied to a 128-114 win against the Suns.

In the win, Luka Dončić recorded 50 points (15-25 FG, 8-16 3FG, 12-12 FT) to tie for the third-most points scored on a Christmas Day game (60, Bernard King; 59, Wilt Chamberlain; 50, Rick Barry). He is the first Maverick player to lead the team in points in their last three Christmas Day games. His 50 points ties for the fifth-most points he has recorded in a game in his career, and his eight 3-pointers made ties for a Christmas Day record for most 3-pointers made (8, Grayson Allen, 2023; 8, Patty Mills, 2021).

Dereck Lively II recorded 20 points (8-9 FG, 4-9 FT), 10 rebounds and one block. His 20 points and 10 rebounds mark franchise-highs in both categories for most points and rebounds in a Christmas Day game by a Mavericks rookie. His 20 points ties a career-high (20 points vs. OKC, 12/2/23), and his 20-10 marks his fifth career double-double. With 20 points and 10 rebounds on .889 shooting. Lively recorded his second game with at least 20 points, 10 rebounds and .889-or-better shooting (20-15, 1.00 FG% vs. OKC, 12/2/23), becoming just the second rookie in NBA history to have multiple games of such instances (Buck Williams).

Derrick Jones Jr. recorded the third-most points in his career with 23 points (9-18 FG, 3-8 3FG, 2-4 FT) while adding three rebounds, one assist and one steal in his Christmas Day debut. With Tim Hardaway Jr.'s 18 points, the Mavericks recorded four players with 18-or-more points in the same game on Christmas Day for the first time in franchise history.



DYNAMIC DUO

Last season, G **Luka Dončić** (42 vs. PHI 3/2/23, 34 vs. PHX 3/5/23) and G **Kyrie Irving** (40 vs. PHI 3/2/23, 30 vs. PHX 3/5/23) each tallied 30+ points in two straight games, becoming the first pair of teammates in franchise history to score 30+ points in the same two consecutive games.

Dončić (42) and Irving (40) both scored 40+ points in the team's 133-126 win vs. PHI (3/2/23), marking the first time in franchise history that Dallas had two 40-point scorers. Dallas also went 25-of-48 (.521) from beyond the arc vs. PHI (3/2/23), tying the franchise record for most 3-pointers made in a game (25-45 3FG, .556 3FG, vs. NOP 2/12/21). Dončić (7-13 3FG) and Irving (6-8 3FG) combined to shoot 13-of-21 (.619) from beyond the arc against the Sixers, becoming the first pair of teammates in league history to each tally 40+ points and 6+ 3-pointers in the same game.

Dončić (12 assists) and Irving (6 assists) each added 5+ assists against the 76ers, becoming just the third set of teammates in NBA history to each record 40+ points and 5+ assists in a non-OT game (regular season or playoffs):

3/2/23, DAL vs. PHI: Luka Dončić (42 points, 12 assists) + Kyrie Irving (40 points, 6 assists)

6/13/16, CLE vs. GSW (Finals G5): LeBron James (41 points, 7 assists) + Kyrie Irving (41 points, 6 assists)

4/10/77, NOJ vs. DEN: Pete Maravich (45 points, 10 assists) + Nick Williams (41 points, 5 assists)

Dončić and Irving also became only the 5th pair of teammates to record 40+ points in a non-overtime game over the past 30 years.

3/2/23, DAL vs. PHI: Luka Dončić (42) + Kyrie Irving (40)

3/18/21, MIN vs. PHX: Anthony Edwards (42) + Karl-Anthony Towns (41)

12/13/19, LAC vs. MIN: Paul George (46) + Kawhi Leonard (42)

4/9/17, MIN vs. LAL: Andrew Wiggins (41) + Karl-Anthony Towns (40)

2/18/96, CHI vs. IND: Michael Jordan (44) + Scottie Pippen (40)

This season, **Kyrie Irving** (42 vs. NOP, 1/15/24) and **Tim Hardaway Jr.** (41 vs. NOP, 1/15/24) both recorded 40-plus points in the same game, marking the second time in franchise history that two teammates recorded 40-or-more points in the same game and the 20th time in NBA history. Doing so in a 125-120 win in regulation, it marked just the sixth pair of teammates to record 40+ in a non-overtime game over the past 30 years. With this instance and last season's game, the Mavericks are the second team in NBA history to have multiple instances of two teammates with 40-or-more points in the same game (4 times, OKC).

1/15/24, DAL vs. NOP: Kyrie Irving (42) + Tim Hardaway Jr. (41)

3/2/23, DAL vs. PHI: Luka Dončić (42) + Kyrie Irving (40)

2/22/19, OKC vs. UTA: Paul George (45) + Russell Westbrook (43)

10/30/15, OKC vs. ORL: Russell Westbrook (48) + Kevin Durant (43)

3/23/12, OKC vs. MIN: Russell Westbrook (45) + Kevin Durant (40)

2/19/12, OKC vs. DEN: Kevin Durant (51) + Russell Westbrook (40)

ALL-STARS



Luka Dončić and **Kyrie Irving** were both selected as starters for the 2023 NBA All-Star Game in Salt Lake City, marking the first time in franchise history that Dallas had two All-Star game starters.

Irving, who was making his eighth All-Star appearance (6th start), tallied 32 points (14-21 FG, 4-8 3FG) and a game-high 15 assists for Team LeBron, setting a new franchise record for both points and assists in an All-Star game. It also marked Irving's most career points and assists in an All-Star game. His 32 points and 15 assists was his fourth double-double in an All-Star game.

Dončić, who was making his fourth All-Star appearance (3rd start), all as part of Team LeBron, joined Kobe Bryant, LeBron James, Shaquille O'Neal, Isaiah Thomas and Anthony Davis as the only players to earn four All-Star nods before their 24th birthday (Davis only appeared in three of those games). Dončić played 19 minutes, recording four points, two rebounds and five assists during his time on the floor.

Dončić also tied Rolando Blackman (4) for the second-most All-Star selections in Mavericks history. Dirk Nowitzki, who holds the franchise record for the most All-Star appearances (14), is the only other Maverick to garner four-or-more consecutive All-Star bids (11 straight, 2002 to 2012). Dončić, who made back-to-back All-Star starts in 2020 and 2021, will also break a tie with Nowitzki (2) for the most All-Star starts in Mavericks history.

DALLAS KAI-LIGHTS



G **Kyrie Irving** recorded a season-high 44 points (15-26 FG, 6-10 3FG, 8-9 FT), four rebounds, 10 assists and two steals against the New York Knicks (1/11/24).

His 44-point outing against the Knicks marked his most points recorded in a game as a Mavericks player. His previous high was 41 points at ATL (4/2/23), a number he has twice surpassed with his 44 vs. NYC (1/11/24) and 42 points vs. NOP (1/15/24). His 44 and 42 points marked the first time he has recorded 40 points twice in a span of three games as a Maverick.

Irving's 44-point, 10-assist efforts against the Knicks (1/11/24) made him the second player in Mavericks history to record at least 40 points and 10 assists in a game (Luka Dončić). Although Dončić has done so many times, Irving is the only other player to do so with points and assists, and the ninth player in franchise history to record a 40-point double-double overall.

After recording 42 points vs. NOP (1/15/24), Irving notched a five-game streak of recording 30-or-more points, tied for the second-longest streak of 30-plus-point games in his career (6-game streak, 1/19/23-1/28/23; 5-game streak, 3/14/19-3/23/19). He is one of seven players this season to record at least a five-game streak of 30-plus points (Joel Embiid, Luka Dončić, Trae Young, Kevin Durant, Shai Gilgeous-Alexander, Giannis Antetokounmpo). Including Irving, only three players in Mavericks history has had at least five consecutive games with 30-or-more points, including Luka Dončić who extended a franchise-record with 11 consecutive

games of 30-plus points (Mark Aguirre).

In the three-game span from Jan. 11, 2024 to Jan. 15, 2024, Irving totaled 119 points, tying his third-most points across any three-game span in his career (119, 1/25/20-1/31/20; 125, 3/10/22-3/23/22; 132, 3/8/23-3/15/22). At the start of the new year, Irving recorded nine rebounds at UTA (1/1/24), nine vs. POR (1/3/24) and nine vs. POR (1/5/24), marking the first time in his career he has recorded at least three consecutive games with nine-or-more rebounds. In addition to the eight rebounds he recorded vs. MIN (1/7/24) and eight vs. MEM (1/9/24), Irving recorded eight-plus rebounds in at least five consecutive games for the first time in his career.

LOOKING LIVELY

WHERE HE RANKS
AMONGST ROOKIES

Field Goal Percentage (73.2%) **1st**

* Leads NBA in FG Percentage

Total Points Scored (311 Pts) **11th**

Total Rebounds (273 Rebounds) **4th**

Offensive Rebounds (99 OReb) **1st**

Total Blocks (49 Blocks) **3rd**

Nineteen-year-old C **Dereck Lively II** started his first NBA game against the Brooklyn Nets in the Mavericks home opener on Oct. 27, 2023.


Against the Nets, Lively recorded nine points on a perfect 4-of-4 shooting, adding two rebounds and a block. In the season opener (10/25/23), Lively came off the bench and recorded a 16 points (7-8 FG, 2-3 FT), 10 rebounds, one assist, one steal and one block in 31 minutes.

Lively became just the fourth teenager to debut for the Mavericks (Bruno Šundov, Luka Dončić, Dennis Smith Jr.) and became the third-youngest Maverick to play at 19 years and 255 days (Bruno Šundov, 19 years and 70 days; Luka Dončić, 19 years and 231 days).

His double-double against the Spurs in the season opener (16 points, 10 rebounds) marked the first by a Mavericks rookie coming off of the bench in their debut.

Against the Bulls on Nov. 1, Lively recorded six assists, becoming just the second rookie center in Mavericks history to record six-or-more assists in a game after Sean Rooks in 1992-93.

Through his first nine games, Lively has recorded at least one block in each, marking the first time in franchise history a rookie has started the season with nine consecutive games with at least one block. His streak ties for the third-longest by a Mavericks rookie.



AIRPLANE MODE

Derrick Jones Jr. has seen an increase across his shooting numbers and scoring this season.

On Nov. 10, 2023 vs. LAC, Jones Jr. put up 11 points (4-10 FG, 1-4 3FG, 2-2 FT), 10 rebounds, three assists and three steals. This 11 points and 10 rebounds marks his first career double-double. His 10 rebounds that game tied for his fourth-most in a game, and his three steals tied for sixth-most in a game in his career.

Against OKC (12/2/23), Jones Jr. recorded 24 points (8-15 FG, 6-12 3FG, 2-2 FT), four rebounds, one assist, one block and one steal. His 24 points marks his second-most points in a game in his career, which he tied later in the season with 24 vs. NOP (1/13/24). With his efforts against OKC (12/2/23), he recorded three consecutive games with 15-or-more points for the first time in his career (15, vs. HOU, 11/28/23; 16, vs. MEM, 12/1/23). His 24 points against OKC (12/2/23) also marked his third 20-point game of the season, the most he has had in a season in his career. His previous best was two with Miami in 2019-2020. His six threes against OKC (12/2/23) marked a new career-high (prev. four threes). It also marked the second consecutive game he had recorded at least four threes, the first time in his career he had recorded back-to-back games with at least four 3-pointers made (4 3-pointers vs. MEM, 12/1/23). With his 14 points (6-12 FG, 1-7 3FG, 1-2 FT) at POR (12/8/23), Jones Jr. recorded five consecutive games with double-digit scoring for the first time in his career.

CAREER 20-POINT GAMES:

2/5/20, MIA at LAC: 25 points (10-12 FG, 3-5 3FG, 2-2 FT)

12/2/23, DAL vs. OKC: 24 points (8-15 FG, 6-12 3FG, 2-2 FT)

1/13/24, DAL vs. NOP: 24 points (8-10 FG, 3-5 3FG, 5-5 FT)

12/25/23, DAL at PHO: 23 points (9-18 FG, 3-8 3FG, 2-4 FT)

3/11/20, MIA vs. CHA: 23 points (10-13 FG, 3-5 3FG)

10/30/23, DAL at MEM: 22 points (7-10 FG, 4-6 3FG, 4-6 FT)

11/15/23, DAL at WAS: 20 points (8-11 FG, 2-5 3FG, 2-3 FT)

THEY SHOOT, THEY SCORE

The **Dallas Mavericks** is second in the league this season in 3-pointers made with 702, shooting 702-for-1,890 for a .372 clip from behind the arc. Through 46 games, the team has had nine games with 19-or-more 3-pointers, 10th-most games of 19-or-more 3-pointers through 45 games in NBA history.

The Mavericks are the second team in NBA history to record 15-or-more threes in a game for the first five games of the season, tied with the 2019-20 New Orleans Pelicans who also did so for the first five games of the season. After failing to make 15 3-pointers against the Charlotte Hornets (14, 11/5/23), the Mavericks have recorded 15-or-more threes in their following four games to make them the first team in NBA history to record 15-or-more

Mavericks' 3-point Shot Chart through 46 games

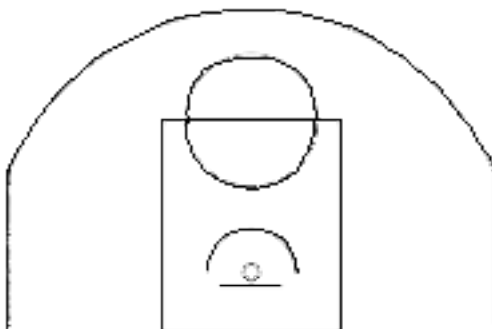
121/359

197/477

178/503

102/256

104/287



3-pointers in nine of a team's first 10 games.

After shooting 40.5-percent from behind the arc against the Denver Nuggets, the Mavericks recorded four consecutive games shooting 40-percent-or-better, becoming the first time in team history to record a four-game streak shooting 40-percent-or-better in the first five games of the season.

After recording 16 3-pointers vs. SAC (1/27/24), the Mavericks have recorded 28 games of 15-or-more threes after 46 games, which is tied for the sixth-most in NBA history.

At MEM (10/30/23), the Mavericks recorded 15 first-half 3-pointers, tying a franchise-high for most threes made in a half. The team shot 15-of-26 (.577) from behind the arc in the first half.



BUCKETS OFF THE BENCH

This season, the **Dallas Mavericks** have recorded 1,759 points from their bench unit with 38.2 points per game averaged, placing them ninth in the league for points per game from non-starters.

Appearing in 41 of the Mavericks' games, 34 off the bench, **Tim Hardaway Jr.** is third in the league in points scored off the bench with 595 points (640, Bogdan Bogdanovic; 630, Malik Monk) for the 2023-24 season. His 595 points off the bench through a team's 46 games is his career-best start, despite missing three games and starting eight.

Jaden Hardy is second on the team for bench scoring with 255 points. **Dwight Powell** is third with 137 points off the bench. **Josh Green** has 116 points scored through 17 games off the bench, and **Seth Curry** with 124 points. Although he received the start, Hardy recorded his season-high points vs. POR (1/5/24) with 19, while adding nine rebounds and nine assists for a near triple-double. His 15-5-5 is the first of his career.

MOST BENCH POINTS PER GAME, LEAGUE-WIDE

RANK	PLAYER	PPG
1.	INDIANA PACERS	48.8
2.	UTAH JAZZ	45.2
3.	GOLDEN STATE WARRIORS	43.8
4.	ORLANDO MAGIC	42.7
5.	WASHINGTON WIZARDS	41.1
8.	DETROIT PISTONS	40.0
6.	SAN ANTONIO SPURS	39.9
7.	BROOKLYN NETS	39.1
9.	DALLAS MAVERICKS	38.2
10.	SACRAMENTO KINGS	36.8

Averages as of 1/28/24

HARDAWAY FROM DEEP

Tim Hardaway Jr. recorded career-high 111 3-pointers off the bench in the Mavericks' 46 games of the 2023-24 season. Through the team's 46 games, Hardaway Jr. has the 11th-most threes in NBA history for most made-3-pointers off of the bench to start the season with 111, despite missing three games and starting eight.

Hardaway Jr. has converted from behind the arc in his first 20 games of a season, marking the first time in his career he has done so. His 20-game streak of at least one three is tied for fourth-longest single-season streak of his career.

Against the Chicago Bulls (11/1/23), Hardaway Jr. recorded 24 points (8-15 FG, 7-13 3FG, 1-1 FT). His seven threes tied for the second-most 3-pointers made in a single game in his career while coming off the bench (8, at Rockets, 1/4/21). His 24 points off the bench was the 12th-most points he has scored as a non-starter and the seventh-most he's scored coming off the bench as a Maverick.

Hardaway Jr. recorded four 3-pointers at CHA (11/5/23) and at ORL (11/6/23), while converting five from behind the arc against the Toronto Raptors (11/8/23). His three consecutive games with four-or-more threes marks the seventh time in his career he has done so in three consecutive games and the second time he accomplished the feat coming off the bench.

Against the Washington Wizards (11/15/23), Hardaway Jr. scored 31 points (11-20 FG, 7-11 3FG, 2-5 FT), which marked his third-highest scoring output in a game coming off the bench. His 22 points in the first half is his career-high points scored in the first half coming off the bench. Hardaway Jr. has two games with seven-or-more 3-pointers made this season, tying 2019-20 for the second-most games with seven-or-more 3-pointers (2) in a season. He had six such games in 2020-21.

Vs. LAL (12/12/23), Hardaway Jr. recorded 32 points off the bench, his second-highest scoring output coming off the bench.



LUKA MAGIC

Luka Dončić recorded 40 points (14-25 FG, 6-12 3FG, 6-8 FT), 10 rebounds, 11 assists and a steal vs. UTA (12/6/23) to surpass Larry Bird for sole possession of ninth-place in NBA's all-time triple-doubles list with 60 triple doubles.

Vs. UTA (12/6/23), Dončić recorded 29 points, 10 rebounds and 10 assists by halftime, recording his first triple-double in a half in his career. His 25-point triple-double in the first half marked the first 25-point triple double in a half and the sixth triple-double in a first half in NBA history since at least 1996-97 (Russell Westbrook, 4/11/16, 12/31/16; Nikola Jokić, 2/15/18, 2/7/23; Domantas Sabonis, 5/1/21). In the first quarter, he recorded 16 points, five rebounds and five assists for his fifth career 15-point, five-rebound, five-assist quarter. Since 1996-97, Giannis Antetokounmpo (2) is the only other player with multiple such quarters. His 40-point triple double through three quarters vs. UTA (12/6/23) is just the third time in NBA history since at least 1996-97 that a 40-point triple double has occurred after just three quarters (James Harden, 12/31/16, 1/11/19).

Dončić recorded a game-high 33 point triple-double, posting 33 points (13-25 FG, 3-11 3FG, 4-7 FT), 13 rebounds, 10 assists and two steals for his 57th career triple-double in the season opener at SAS (10/25/23) for the first triple-double in a season opener in Mavericks history and his fifth triple-double against the Spurs, which is his highest amount versus any NBA franchise. Dončić joins Oscar Robertson (10/21/1961; 10/15/1966) and Giannis Antetokoumpo (10/24/2019) as just the third player in NBA history to record a 30-point triple-double in a season opener.

Dončić scored 49 points (16-25 FG, 9-14 3FG, 8-10 FT), 10 rebounds and seven assists against the Brooklyn Nets on Oct. 27, 2023 in the home opener. His 49 points against the Nets ties his sixth-highest scoring game in his career. Making nine three-point shots, including a contested hook-shot three against the shot clock, Dončić recorded a new career-high three-point makes, previously eight (vs. POR, 1/17/20; at POR, 3/21/21; vs. CHO, 3/19/21). In the fourth quarter, Dončić recorded 11 consecutive points for the Mavericks and converted four consecutive three-point attempts to take the lead for Dallas.

Through the first three games of the 2023-24 season, Dončić recorded 33-13-10, 49-10-7 and 35-12-12 points-rebounds-assists stat-lines, becoming the first player in NBA history to outright lead his team in points, rebounds and assists through the first three games of the season.

Vs. the Houston Rockets (11/28/23), Dončić recorded 41 points (15-29 FG, 3-10 3FG, 8-9 FT), nine rebounds, nine assists and two steals, marking his second career game with nine-or-more assists in a game with zero turnovers (nine assists, zero turnovers at SAS, 12/31/22). He became the second player in NBA history to have multiple games of at least 40 points and nine assists while having zero turnovers (Stephon Marbury, 2/17/1999 and 1/17/2003).




THE OPENING ACT

On Wednesday, Oct. 25, 2023, the Mavericks faced the San Antonio Spurs in a season opener for the sixth time in franchise history. With the 126-119 victory, the Mavericks tally a 3-3 record against the Spurs in season openers and garnered their first season-opening win since 2019 (Vs. Washington; 10/23/2019).

In his rookie debut, center Dereck Lively II posted 16 points (7-8 FG, 2-3 FT), 10 rebounds, one steal and one block for his first career double-double. His 16 points off of the bench is the most by a Mavericks rookie in their debut, beating the previous record of 11 points (Dale Ellis, 1983; Kevin Ollie, 1997; Jonathan Gibson, 2016). His double-double marked the 19th double-double by any NBA rookie coming off the bench in their first game.

Lively's 16 points and 10 rebounds marked just the second time a player has recorded 15-or-more points and 10-or-more rebounds while shooting 85-percent-or-better in their NBA debut. His one assist, one steal and one block marked just the 16th time an NBA rookie recorded a double-double in their debut while having at least one point, rebound, assist, block and steal. His stat line marked just the fourth time it has happened for an NBA debut coming off of the bench.

Kyrie Irving scored 22 points (10-24 FG, 1-8 3FG, 1-1 FT), two rebounds, six assists and a steal. Ten of his 22 points came in the fourth quarter. Last season, Irving led the league in Q4 scoring with 9.5 points per game.



TRIPLE-DONČIĆ

Luka Dončić has a franchise-best 64 triple-doubles, which are already more than every other current and former Maverick combined (40). Dončić recorded a league-high 17 triple-doubles in 2019-20, becoming the youngest player in NBA history (21 years, 168 days) to lead the league outright in the category. He not only set the Mavericks single-season triple-double record, but he became the franchise's all-time leader as well. He has missed a triple-double by 1 rebound or 1 assist on 20 occasions in his career (1 time this season).

MOST TRIPLE-DOUBLES BY A MAVERICK IN FRANCHISE HISTORY

PLAYER	TPL-DBL
LUKA DONČIĆ	64
JASON KIDD	21
MICHAEL FINLEY	6

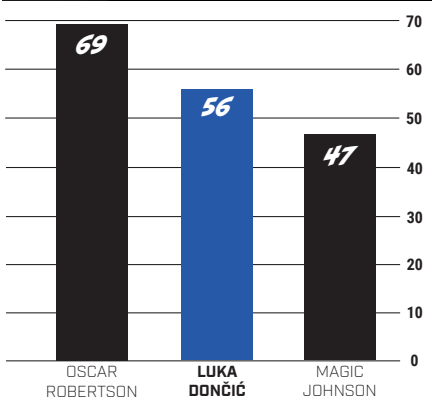
MOST TRIPLE-DOUBLES BY A MAVERICK IN SINGLE SEASON

PLAYER	TPL-DBL
LUKA DONČIĆ <small>2019-20</small>	17
LUKA DONČIĆ <small>2021-22</small>	11
LUKA DONČIĆ <small>2020-21</small>	11
LUKA DONČIĆ <small>2022-23</small>	10
JASON KIDD <small>1995-96</small>	9
LUKA DONČIĆ <small>2018-19</small>	8

MOST 30-POINT TRIPLE-DOUBLES BY A MAVERICK

PLAYER	TPL-DBL
LUKA DONČIĆ	38
JASON KIDD	2
MICHAEL FINLEY	2

MOST TRIPLE-DOUBLES BEFORE TURNING 24



Dončić holds the record for the most triple-doubles (32) prior to the age of 22. In fact, he had more than double the combined triple-doubles of the next two placeholders (Magic Johnson, 13; Ben Simmons, 12). Dončić also broke the record for most triple-doubles before turning 23 years old with his game vs. CHI (1/9/2022) and holds the all-time record with 45 (Oscar Robertson, 38).

2023-24 TRIPLE-DOUBLES LEADERBOARD

PLAYER	TPL-DBL
NIKOLA JOKIĆ	13
DOMANTAS SABONIS	12
LUKA DONČIĆ	8

ALL-TIME 40-POINT TRIPLE-DOUBLES LEADERBOARD

PLAYER	TPL-DBL
OSCAR ROBERTSON	33
JAMES HARDEN	16
RUSSELL WESTBROOK	13
LUKA DONČIĆ	8
WILT CHAMBERLAIN	7
LEBRON JAMES	6

ALL-TIME 35-POINT TRIPLE-DOUBLES LEADERBOARD

PLAYER	TPL-DBL
OSCAR ROBERTSON	59
RUSSELL WESTBROOK	29
JAMES HARDEN	24
LUKA DONČIĆ	21
NIKOLA JOKIĆ	15
LEBRON JAMES	14
WILT CHAMBERLAIN	13

ALL-TIME 30-POINT TRIPLE-DOUBLES LEADERBOARD

PLAYER	TPL-DBL
OSCAR ROBERTSON	106
RUSSELL WESTBROOK	48
LUKA DONČIĆ	38
LEBRON JAMES	38
JAMES HARDEN	35
NIKOLA JOKIĆ	28
WILT CHAMBERLAIN	21
LARRY BIRD	17
MAGIC JOHNSON	17

ALL-TIME 20-POINT TRIPLE-DOUBLES LEADERBOARD

PLAYER	TPL-DBL
OSCAR ROBERTSON	174
RUSSELL WESTBROOK	132
LEBRON JAMES	96
MAGIC JOHNSON	85
NIKOLA JOKIĆ	84
JAMES HARDEN	64
LUKA DONČIĆ	60
WILT CHAMBERLAIN	54
LARRY BIRD	40

RACE TO 50



Dončić recorded his 50th career triple-double (33 points, 12 rebounds and 11 assists) vs. DEN (11/18/22), becoming the 10th player in NBA history to reach the milestone.

Dončić reached 50 career triple-doubles at the second-youngest age (23 years, 263 days) and in the second-fewest games (278) in NBA history. Only Oscar Robertson (23 years, 42 days; 111 games) got there faster.

Dončić also recorded his 25th career 30-point triple-double vs. DEN (11/18/22) en route to becoming the fifth player in league history with 25-or-more 30-point triple-doubles (Robertson, Russell Westbrook, LeBron James, James Harden). The 33-point, 12-rebound, 11-assist effort against the Nuggets was Dončić's NBA-leading fourth triple-double of the season.

Statistical research assistance provided by the Elias Sports Bureau, STATS LLC, Basketball-Reference.com, NBA.com/Stats, ESPN



CAREER REGULAR SEASON RECORD (8TH SEASON): 297-285 (.510)

CAREER PLAYOFF RECORD (4 PLAYOFF APPEARANCES): 18-24 (.429)

REGULAR SEASON RECORD WITH MAVERICKS (3RD SEASON): 114-95 (.545)

PLAYOFF RECORD WITH MAVERICKS (1 PLAYOFF APPEARANCE): 9-9 (.500)

Jason Kidd was named the 10th head coach in Mavericks history on June 28, 2021.

Kidd, who was inducted to the Naismith Memorial Basketball Hall of Fame in 2018, is in his third stint in Dallas after spending eight of his 19 seasons as a player with the team and helping the Mavericks to the 2011 NBA title.

Kidd joins the Mavericks after most recently serving two seasons as an assistant coach with the Los Angeles Lakers, where he was part of the franchise's 2020 NBA championship season.

Kidd's coaching career began in 2013 when he helmed the Brooklyn Nets for one season. He is the third person since the NBA-ABA merger (1976) to become a head coach in the season after he retired as a player. As a rookie head coach, Kidd earned a pair of Eastern Conference Coach of the Month awards (January and March), leading the Nets to 44-38 record and an appearance in the Eastern Conference Semifinals.

JASON KIDD'S OVERALL RECORD						
		REGULAR SEASON			POSTSEASON	
2013-14	Nets	44-38	.537	5-7	.417	
2014-15	Bucks	41-41	.500	2-4	.333	
2015-16	Bucks	33-49	.402	--	--	
2016-17	Bucks	42-40	.512	2-4	.333	
2017-18	Bucks	23-22	.511	--	--	
2021-22	Mavericks	52-30	.634	9-9	.500	
2022-23	Mavericks	37-44	.457	--	--	
2023-24	Mavericks	25-21	.543	--	--	
TOTALS		297-285	.510	18-24	.429	

JASON KIDD'S ALL-TIME RECORD VS. THE NBA (ENTERING 1/29/24)								
VS. EAST CONFERENCE: 147-158								
TEAM	W	L	TEAM	W	L	TEAM	W	L
76ers	14	6	Bucks	4	4	Hawks	9	11
Celtics	10	12	Bulls	8	14	Heat	13	8
Knicks	11	8	Cavaliers	7	17	Hornets	10	13
Nets	14	2	Pacers	9	13	Magic	12	9
Raptors	7	15	Pistons	13	10	Wizards	6	16
ATLANTIC	56	43	CENTRAL	41	58	SOUTHEAST	50	57
VS. WEST CONFERENCE: 150-127								
TEAM	W	L	TEAM	W	L	TEAM	W	L
Jazz	9	11	Clippers	9	10	Grizzlies	12	9
Nuggets	7	10	Kings	12	7	Mavericks	4	6
Thunder	8	10	Lakers	12	7	Pelicans	10	11
Timberwolves	11	8	Suns	11	7	Rockets	11	8
Trail Blazers	15	6	Warriors	7	10	Spurs	12	7
NORTHWEST	50	45	PACIFIC	51	41	SOUTHWEST	49	41
CAREER REGULAR SEASON RECORD: 297-285								
REGULAR SEASON RECORD WITH MAVERICKS: 114-95								

On July 1, 2014, Kidd became the head coach of the Milwaukee Bucks in a transaction that sent two second round draft picks to Brooklyn (2015, 2019). He became the first coach in NBA history to lead two teams to the postseason in his first two seasons after helping the Bucks to a 41-41 record and improving on their 15-win season from a year earlier. Kidd finished third in NBA Coach of the Year voting following the 2014-15 season.

In three-plus seasons with Milwaukee, Kidd amassed a 139-152 record and appeared in the playoffs twice before parting ways with the franchise midway through the 2017-18 season.

Kidd was drafted second overall by the Mavericks in 1994 NBA Draft and spent two-and-a-half seasons in Dallas before being traded to Phoenix during the 1996-97 campaign. He shared Rookie of the Year honors with Grant Hill after averaging 11.7 points, 5.4 rebounds and 7.7 assists in his first season.

Kidd returned to Dallas from New Jersey in an eight-player trade in February 2008. Following the trade, Kidd teamed up with former Mavericks superstar Dirk Nowitzki and together they led the Mavericks to the 2011 NBA title, defeating Miami 4-2 to bring the Larry O'Brien Trophy to DFW.

He averaged 12.6 points, 6.3 rebounds, 8.7 assists and 1.9 steals in 1,391 games (1,350 starts) with Dallas, Phoenix, New Jersey and New York. In 500 games with Dallas (all starts), he averaged 10.5 points, 5.5 rebounds, 8.4 assists 1.9 steals and 34.6 minutes.

Kidd's 12,091 career assists and 2,684 career steals are the second-most in NBA history behind John Stockton. His 107 career triple-doubles represent the fourth-most in NBA history. Kidd was a 10-time NBA All-Star, five-time All-NBA First Team selection and four-time All-Defensive First Team pick.

2023-24 COACHES CHALLENGE	TOTAL	SUCCESSFUL	UNSUCCESSFUL	PCT
Dallas Mavericks	23	16	7	69.6%

Kidd played two seasons at the University of California. The Oakland, California, native led the Golden Bears to consecutive appearances in the NCAA Tournament and, as a sophomore, was an All-American and the Pac-10 Player of the Year. He also won two Olympic gold medals as a member of Team USA (2000, 2008).

Season	Age	Tm	Lg	Pos	G	GS	MP	FG	FGA	FG%	3P	3PA	3P%	2P	2PA	2P%	eFG%	FT	FTA	FT%	ORB	DRB	TRB	AST	STL	BLK	TOV	PF	PTS
1994-95	21	DAL	NBA	PG	79	79	33.8	4.2	10.8	.385	0.9	3.3	.272	3.3	7.6	.433	.426	2.4	3.5	.698	1.9	3.5	5.4	7.7	1.9	0.3	3.2	1.8	11.7
1995-96	22	DAL	NBA	PG	81	81	37.5	6.1	16.0	.381	1.6	4.9	.336	4.4	11.1	.401	.433	2.8	4.1	.692	2.5	4.3	6.8	9.7	2.2	0.3	4.0	1.9	16.6
1996-97	23	TOT	NBA	PG	55	45	35.7	3.9	9.6	.403	1.1	3.0	.370	2.8	6.6	.418	.460	2.0	3.0	.679	1.2	3.4	4.5	9.0	2.3	0.4	2.6	2.1	10.9
1996-97	23	DAL	NBA	PG	22	22	36.0	3.4	9.2	.369	1.0	3.0	.323	2.5	6.3	.391	.421	2.1	3.1	.667	1.4	2.7	4.1	9.1	2.0	0.4	3.0	1.9	9.9
1996-97	23	PHO	NBA	PG	33	23	35.5	4.2	9.9	.423	1.2	3.0	.400	3.0	6.8	.434	.485	2.0	2.9	.688	1.0	3.8	4.8	9.0	2.4	0.4	2.3	2.2	11.6
1997-98	24	PHO	NBA	PG	82	82	38.0	4.4	10.5	.416	0.9	2.8	.313	3.5	7.6	.454	.458	2.0	2.5	.799	1.3	4.9	6.2	9.1	2.0	0.3	3.2	1.7	11.6
1998-99	25	PHO	NBA	PG	50	50	41.2	6.2	14.0	.444	0.9	2.5	.366	5.3	11.5	.461	.476	3.6	4.8	.757	1.7	5.0	6.8	10.8	2.3	0.4	3.0	2.2	16.9
1999-00	26	PHO	NBA	PG	67	67	39.0	5.2	12.8	.409	0.8	2.5	.337	4.4	10.3	.427	.442	3.0	3.7	.829	1.4	5.8	7.2	10.1	2.0	0.4	3.4	2.2	14.3
2000-01	27	PHO	NBA	PG	77	76	39.8	5.9	14.2	.411	0.9	3.0	.297	5.0	11.2	.442	.443	4.3	5.2	.814	1.2	5.2	6.4	9.8	2.2	0.3	3.7	2.2	16.9
2001-02	28	NJN	NBA	PG	82	82	37.3	5.4	13.9	.391	1.4	4.4	.321	4.0	9.4	.424	.442	2.5	3.0	.814	1.6	5.7	7.3	9.9	2.1	0.2	3.5	1.7	14.7
2002-03	29	NJN	NBA	PG	80	80	37.4	6.4	15.6	.414	1.6	4.6	.341	4.9	10.9	.445	.465	4.2	5.0	.841	1.4	4.9	6.3	8.9	2.2	0.3	3.7	1.6	18.7
2003-04	30	NJN	NBA	PG	67	66	36.6	5.5	14.3	.384	1.4	4.4	.321	4.1	9.9	.411	.433	3.1	3.7	.827	1.3	5.1	6.4	9.2	1.8	0.2	3.2	1.6	15.5
2004-05	31	NJN	NBA	PG	66	65	36.9	5.2	13.0	.398	2.0	5.4	.360	3.2	7.5	.425	.473	2.2	2.9	.740	1.4	6.0	7.4	8.3	1.9	0.1	2.5	1.7	14.4
2005-06	32	NJN	NBA	PG	80	80	37.2	4.6	11.3	.404	1.7	4.9	.352	2.8	6.4	.445	.481	2.4	3.1	.795	1.1	6.2	7.3	8.4	1.9	0.4	2.4	2.0	13.3
2006-07	33	NJN	NBA	PG	80	80	36.7	4.6	11.4	.406	1.6	4.5	.343	3.1	6.8	.448	.475	2.2	2.9	.778	1.7	6.5	8.2	9.2	1.6	0.3	2.7	1.8	13.0
2007-08	34	TOT	NBA	PG	80	80	36.3	3.8	9.9	.385	1.5	3.9	.381	2.3	6.0	.387	.460	1.7	2.1	.818	1.2	6.3	7.5	10.1	1.7	0.3	3.3	2.1	10.8
2007-08	34	NJN	NBA	PG	51	51	37.2	3.9	10.8	.366	1.6	4.6	.356	2.3	6.1	.374	.443	1.8	2.2	.820	1.1	6.9	8.1	10.4	1.5	0.3	3.6	1.8	11.3
2007-08	34	DAL	NBA	PG	29	29	34.9	3.6	8.4	.426	1.2	2.6	.461	2.4	5.8	.411	.498	1.5	1.9	.815	1.2	5.2	6.5	9.5	2.1	0.4	2.8	2.6	9.9
2008-09	35	DAL	NBA	PG	81	81	35.6	3.2	7.6	.416	1.6	4.0	.406	1.6	3.6	.427	.522	1.1	1.3	.819	1.0	5.1	6.2	8.7	2.0	0.5	2.3	2.1	9.0
2009-10	36	DAL	NBA	PG	80	80	36.0	3.6	8.4	.423	2.2	5.2	.425	1.4	3.2	.420	.554	1.0	1.2	.808	0.6	5.0	5.6	9.1	1.8	0.4	2.4	1.8	10.3
2010-11	37	DAL	NBA	PG	80	80	33.2	2.7	7.5	.361	1.7	4.9	.340	1.0	2.6	.400	.472	0.8	1.0	.870	0.4	4.0	4.4	8.2	1.7	0.4	2.2	1.5	7.9
2011-12	38	DAL	NBA	PG	48	48	28.7	2.1	5.7	.363	1.6	4.6	.354	0.4	1.0	.400	.507	0.5	0.6	.786	0.3	3.8	4.1	5.5	1.7	0.2	1.9	1.7	6.2
2012-13	39	NYK	NBA	SG	76	48	26.9	2.0	5.4	.372	1.5	4.3	.351	0.5	1.1	.452	.511	0.5	0.6	.833	0.7	3.6	4.3	3.3	1.6	0.3	1.0	1.6	6.0
Career			NBA		1391	1350	36.0	4.5	11.2	.400	1.4	4.1	.349	3.0	7.1	.429	.464	2.2	2.8	.785	1.3	5.0	6.3	8.7	1.9	0.3	2.9	1.8	12.6



#13 Greg Brown III Forward • 6-8 • 217 • 09/01/01 • Texas/USA • 2 Years Pro

	GP	GS	PPG	RPG	APG	SPG	BPG	MPG	FG%	3FG%	FT%	2023-24 HIGHS		CAREER HIGHS		
2023-24	6	0	2.5	1.5	0.7	0.00	0.67	6.6	.455	.333	.444	PTS	7 vs. POR 1/5/24	17 at OKC 4/5/22		
Career	70	6	3.8	2.3	0.6	0.43	0.47	11.0	.424	.296	.616	FGM	3 vs. POR 1/5/24	6 at OKC 4/5/22		
TIMES RECORDING																
	POINTS			REB	AST	BLK	STL					DBL-DBL	TPL-DBL			
2023-24	10+	20+	30+	10+	10+	3+	3+									
Career	6	--	--	1	--	1	1									
RECENT GAMES																
OPPONENT	W/L	MIN	FG-A	3P-A	FT-A	OR	DR	TR	A	PF	ST	TO	BS	PTS		
1/27 vs. SAC	L														Inactive - G League Two-Way	
1/26 at ATL	W														Inactive - G League Two-Way	
1/24 vs. PHX	L														Inactive - G League Two-Way	
1/22 vs. BOS	L														Inactive - G League Two-Way	
1/17 at LAL	L														Inactive - G League Two-Way	

Inactive - G League Two-Way — 34 on the season.; DNP - Coach's Decision — 3 on the season.; Inactive - G League — 1 on the season.

2023-24: Appeared in six games this season, averaging 2.5 points, 1.5 rebounds, 0.7 assists and 0.7 blocks per game...Made his Mavericks debut vs. MIN (12/14/23), recording one assist.

NOTES: Signed an Exhibit 10 contract with the Dallas Mavericks (8/14/23)...Selected by the New Orleans Pelicans with the 43rd overall pick in the 2021 NBA Draft...Holds career averages of 4.0 points, 2.4 rebounds and 11.5 minutes in 64 games (6 starts) with Portland...Played one season at Texas and averaged 9.3 points (.420 FG%, .330 3-PT%, .708 FT%), 6.2 rebounds, 1.0 blocks and 20.6 minutes in 26 games (24 starts)...selected All-Big 12 Honorable Mention and named to the All-Big 12 Newcomer and Freshman teams...ranked fourth on Texas in scoring and second in both rebounding and blocks...Mother was a three-year letter winner on the track and field team at Texas from 1998-2000...father was a three-year letter winner on the football team at Texas from 1998-2000.

#30 Seth Curry Guard • 6-1 • 190 • 08/23/90 • Duke/USA • 9 Years Pro

	GP	GS	PPG	RPG	APG	SPG	BPG	MPG	FG%	3FG%	FT%	2023-24 HIGHS		CAREER HIGHS		
2023-24	34	3	4.3	1.4	0.8	0.50	0.09	12.8	.372	.377	.875	PTS	19 vs. CLE 12/27/23	37 at MIA 2/28/20		
Career	472	209	10.5	2.1	2.0	0.69	0.13	23.6	.471	.433	.862	FGM	6 2 times (vs. CLE, 12/27/23)	13 3 times (@ BKN, 12/16/21)		
TIMES RECORDING																
	POINTS			REB	AST	BLK	STL					DBL-DBL	TPL-DBL			
2023-24	10+	20+	30+	10+	10+	3+	3+									
Career	6	--	--	--	--	--	1									
Career	242	69	4	1	2	--	18					3				
RECENT GAMES																
OPPONENT	W/L	MIN	FG-A	3P-A	FT-A	OR	DR	TR	A	PF	ST	TO	BS	PTS		
1/27 vs. SAC	L	11:26	3-5	1-3	0-0	1	1	2	1	1	0	0	0	7		
1/26 at ATL	W														DNP - Coach's Decision	
1/24 vs. PHX	L														DNP - Coach's Decision	
1/22 vs. BOS	L														Inactive - Injury	
1/17 at LAL	L	5:14	0-2	0-1	0-0	0	0	0	0	0	0	0	0	0		

Injury List — Missed 1 game due to Right Hip; Soreness (11/19); Missed 1 game due to Illness; Non-COVID Illness (12/14); Missed 1 game due to Illness (12/30); Missed 1 game due to Left Ankle; Sprain (1/22)

DNP - Coach's Decision — 8 on the season.

2023-24 SEASON: Appeared in 33 games this season, averaging 4.4 points, 1.5 rebounds, 0.8 assists, 0.5 steals and 0.1 blocks per game...recorded 15 points (6-6 FG, 2-2 3FG, 1-1 FT) at WAS (11/15/23), recording his first career game shooting perfect from the field (min. 5 FGA)...made a season-high five 3-pointers vs. CLE (12/27/23).

NOTES: Signed as a free agent by DAL (7/14/23)...is in his third stint with Dallas and will join Morlon Wiley and Devin Harris as the only Mavericks to play three different stints with the franchise (min. 1 game played with another NBA team between stints)...Has shot 43.5% (824-1,893 3FG) from 3-point range for his career, the fifth-highest mark in NBA history (min. 500 3FGM)...has shot 47.5% (1,763-3,712 FG) from the field and 86.2% (456-529 FT) from the foul line...Has shot at least 40.0% from deep in each of the last seven seasons (2015-23), the longest active streak in the NBA. Has shot 43.9% (282-643 3FG) from beyond the arc with the Mavericks, the second-highest mark in team history (min. 250 3FGM) behind Hubert Davis (.454, 306-674 3FG)...His father, Dell, spent 16 seasons in the NBA and retired as the Charlotte Hornets' all-time leader in points (9,839) and 3-pointers made (929)...mother, Sonya, played volleyball at Virginia Tech...older brother, Stephen, is the league's all-time leader in 3-point field goals made (3,390-7,929, .428 3FG) and has won four NBA championships (2015, 2017, 2018, 2022), two league MVPs (2015, 2016) and one Finals MVP (2022) as a member of the Golden State Warriors...full name is Seth Adham Curry.



#77 Luka Dončić

Guard • 6-7 • 230 • 02/28/99 • Real Madrid/Slovenia • 5 Years Pro

	GP	GS	PPG	RPG	APG	SPG	BPG	MPG	FG%	3FG%	FT%
2023-24	39	39	34.4	8.6	9.4	1.41	0.62	37.3	.488	.375	.776
Career	369	369	28.3	8.6	8.1	1.15	0.46	34.6	.468	.343	.743

TIMES RECORDING	POINTS	REB	AST	BLK	STL	DBL-DBL	TPL-DBL
	10+	20+	30+	10+	10+	3+	3+
2023-24	39	36	30	16	18	1	4
Career	363	311	162	138	122	6	40

RECENT GAMES	OPPONENT	W/L	MIN	FG-A	3P-A	FT-A	OR	DR	TR	A	PF	ST	TO	BS	PTS
1/27 vs. SAC	L	46:09	9-26	1-9	9-12	2	8	10	17	3	2	3	1	28	
1/26 at ATL	W	44:43	25-33	8-13	15-16	0	10	10	7	1	1	4	0	73	
1/24 vs. PHX	L	38:32	11-24	4-11	8-12	1	7	8	9	1	1	5	2	34	
1/22 vs. BOS	L	39:38	12-30	2-8	7-11	5	13	18	13	5	2	3	0	33	
1/17 at LAL	L	36:12	12-24	2-9	7-9	0	13	13	10	2	2	4	2	33	

	2023-24 HIGHS	CAREER HIGHS
PTS	73 at ATL 1/26/24	73 at ATL 1/26/24
FGM	25 at ATL 1/26/24	25 at ATL 1/26/24
FGA	33 at ATL 1/26/24	35 at NOP 2/17/22
3FGM	9 vs. BKN 10/27/23	9 vs. BKN 10/27/23
3FGA	16 at PHX 12/25/23	16 3 times (@ PHX, 12/25/23)
FTM	15 at ATL 1/26/24	18 2 times (@ HOU, 1/2/23)
FTA	16 at ATL 1/26/24	22 2 times (@ HOU, 1/2/23)
OREB	5 vs. BOS 1/22/24	6 vs. CHI 1/17/21
DREB	13 3 times (vs. BOS, 1/22/24)	16 4 times (vs. NYK, 12/27/22)
TREB	18 vs. BOS 1/22/24	21 vs. NYK 12/27/22
ASTS	18 vs. OKC 12/2/23	20 vs. WAS 5/1/21
STLS	4 2 times (@ PHX, 12/25/23)	5 at DEN 1/7/21
BLKS	3 at PHX 12/25/23	4 at CHA 1/13/21
MINS	46 vs. SAC 1/27/24	53 at LAL 1/12/23

Injury List — Missed 1 game due to Left Calf; Strain (10/25); Missed 1 game due to Left Quad; Strain (12/22); Missed 1 game due to Left Quad; Soreness (12/28); Missed 1 game due to Right Ankle; Swelling (1/5); Missed 3 games due to Right Ankle; Sprain (1/11 through 1/15/24)

Inactive - Personal — 1 on the season.

2023-24 SEASON: Appeared in 39 games this season, averaging a team-high 34.4 points, a team-high 8.6 rebounds, a team-leading 9.4 assists, 1.4 steals and 0.6 blocks per game...opened the season against the Spurs (10/25/23) with 33 points, 13 rebounds, 10 assists and two steals, the first time in franchise history that a player recorded a triple-double to open the season and just the third player in NBA history to do so with a 30-point triple-double (Oscar Robertson, 10/21/1961, 10/15/1966; Giannis Antetokoumpo, 10/24/2019)...Scored 49 points vs. BKN (10/27/23), surpassing Mark Aguirre (69) for the second-most 35-point games in Mavericks history (70)...Recorded 35 points, 12 rebounds and 12 assists vs MEM (10/30/23), becoming the third player in league history to record a 35-point triple-double in the first three games of a season...became the second Maverick to record six straight double-double in the first six games of a season (DeAndre Jordan, 2018-19)...recorded 31 points, seven rebounds and eight assists vs. TOR (11/8/23), passing Chris Paul for 25th all-time most 20-5-5 games with 233...recorded 41 points, nine rebounds and nine assists vs. HOU (11/28/23), just the second time in his career he has recorded at least nine assists and zero turnovers in a game (at SAS, 12/31/22)...became the second player in NBA history to have multiple games with at least 40 points, nine assists and zero turnovers in a game (vs. HOU, 11/28/23) (Stephon Marbury, 2/17/1999, 1/17/2003)...passed Tracy McGrady (30 games) for sole possession of ninth-place for most 40-plus point games by a player under 25-years-old after recording 41 vs. HOU (11/28/23)...recorded 36 points, 15 rebounds and 18 assists vs. OKC (12/2/23), tying Larry Bird for ninth-most triple-doubles in NBA history with 59...tied Magic Johnson for second-most triple-doubles (59) by a player younger than 25 years old after his efforts vs. OKC (12/2/23)...recorded his 12th game with two-plus blocks and two-plus steals vs. OKC (12/2/23)...recorded his second 35-15-15 career game, the 10th overall in NBA history...became just the second player in NBA history to have multiple games of 35-15-15 after playing vs. OKC (12/2/23) (Oscar Robertson)...first player in NBA history to record 35-15-15 with at least five made 3-pointers in the same game...recorded 18 assists vs. OKC (12/2/23), which is the fourth-most in a game in his career...recorded his first career triple-double in a half vs. UTA (12/6/23) after putting up 29 points, 10 rebounds and 10 assists in the first half, just the sixth triple-double in a first half in NBA history since at least 1996-97 (Russell Westbrook, 4/11/16, 12/31/16; Nikola Jokić, 2/15/18, 2/7/23; Domantas Sabonis, 5/1/21)...became the first player in NBA history since at least 1996-97 to record a 25-point triple-double in a half (vs. UTA, 12/6/23)...recorded 16 points, five rebounds and five assists in the first quarter vs. UTA (12/6/23), his fifth career 15-5-5 quarter, only one of two players with multiple such instances (2, Giannis Antetokounmpo)...notched a 40-point triple-double through three quarters, the third time in NBA history since at least 1996-97 that a 40-point triple double has occurred after just three quarters (James Harden, 12/31/16, 1/11/19)...passed Larry Bird (59) for sole possession of ninth place on the NBA's all-time triple-doubles list (60)...recorded 39 points (15-27 FG, 2-7 3FG, 7-7 FT), six rebounds, 13 assists and two steals vs. MIN (12/14/23) to tie Dirk Nowitzki for most 35-point games in franchise history (78)...surpassed Nowitzki for most 35-point games in franchise history (79) after recording 40 points at POR (12/16/23)...recorded 40 points (15-28 FG, 4-12 3FG, 6-6 FT), 12 rebounds, 10 assists at POR (12/16/23) for his eighth career 40-point triple-double, passing Wilt Chamberlain (7) for fourth-most in NBA history...created a new franchise-most and career-high 10 (now 11) consecutive games with 30-or-more points after a 40-point showing at POR (12/16/23)...with 39 points, 12 rebounds and 10 assists vs. SAS (12/23/23), Dončić has recorded his 36th 30-point triple-double, passing James Harden for the fourth-most 30-point triple-doubles in NBA history...notched a then-season-high 50 points (15-25 FG, 8-16 3FG, 12-12 FT), six rebounds, 15 assists, four steals and three blocks at PHO (12/25/23), the second game with at least 50 points and 15 assists in NBA history (53-17, James Harden, 12/31/16)...hit the milestone of 10,000 points (10,039) with his 50-point effort at PHO (12/25/23), becoming the sixth Maverick to hit 10,000 points and also became the sixth-youngest player (24-300) and tied-seventh-fastest (258 games) to do so...with 39 points at GSW (12/30/23), he became the second player in NBA history to average at least 35 points, eight rebounds and 10 assists in a month (min. 10 games), the first being Oscar Robertson in 1960...recorded his second 30-point half of the season (vs. POR, 1/5/24)...with two 3-pointers vs. BOS (1/22/24), he recorded his then-20th-consecutive game with multiple threes, marking the longest-streak in his career with multiple 3-point makes...notched a career-high and franchise-most 73 points at ATL (1/26/24), tied for the fourth-most points recorded in a game in NBA history...recorded the most efficient 70-point game in NBA history after shooting 25-for-33 (.758) (at ATL, 1/26/24).

NOTES: Signed to a contract extension (8/10/21)...earned his fourth straight All-NBA First Team selection in 2022-23, tying Nowitzki (2004-05, 2005-06, 2006-07, 2008-09) for the most All-NBA First Team selections in franchise history...also became the first Maverick to garner four consecutive All-NBA First Team accolades...earned his fourth consecutive All-Star selection in 2023, joining Kobe Bryant, LeBron James, Shaquille O'Neal, Isaiah Thomas and Anthony Davis as the only players to garner four All-Star nods before their 24th birthday...also tied Rolando Blackman (4) for the second-most All-Star selections in franchise history (Dirk Nowitzki, 14)...was voted a starter for the franchise-record third time (2020, 2021, 2023) and would break Nowitzki's team record (2) for most career All-Star starts...when he garnered his second All-NBA First Team selection in 2020-21, became the youngest player in league history (22 years, 77 days) to earn multiple All-NBA First Team accolades...became the youngest European-born player (20 years, 353 days) to start an All-Star Game in 2020...in 2019-20, became the youngest player in NBA history (21 years, 168 days) to lead the league outright in triple-doubles (17)...named 2018-19 Kia NBA Rookie of the Year, joining Jason Kidd as the only Mavericks to win the award (Kidd shared the honor with Detroit's Grant Hill in 1994-95)...originally selected by ATL with the third overall pick in the 2018 NBA Draft, before having his draft rights traded to DAL for the fifth overall pick Trae Young and a protected 2019 first-round pick...guided Real Madrid to 2018 EuroLeague title at age 19 while becoming youngest-ever recipient of EuroLeague MVP and EuroLeague Final Four MVP awards...led Slovenian national team to the bronze medal game at the 2020 Olympic Games in Tokyo (and the country's first Olympic appearance in men's basketball)...helped lead the Slovenian national team to a gold-medal finish at EuroBasket 2017...born in Ljubljana, Slovenia...signed with Real Madrid at age 13...name is pronounced LOO-kuh DON-chitch.



#0 Danté Exum Guard • 6-5 • 214 • 07/13/95 • Australian Institute of Sport/Australia • 6 Years Pro

												2023-24 HIGHS			CAREER HIGHS		
2023-24	GP	GS	PPG	RPG	APG	SPG	BPG	MPG	FG%	3FG%	FT%	PTS	26 vs. LAL 12/12/23	28 vs. MIN 1/5/20			
Career	277	86	6.1	1.9	2.2	0.43	0.18	18.7	.571	.477	.727	FGM	9 at POR 12/8/23	11 vs. MIN 1/5/20			
												FGA	15 at POR 12/8/23	15 at POR 12/8/23			
												3FGM	7 vs. LAL 12/12/23	7 vs. LAL 12/12/23			
												3FGA	9 vs. LAL 12/12/23	10 at MIL 1/22/15			
												FTM	5 vs. HOU 11/28/23	7 at OKC 3/11/17			
												FTA	8 vs. HOU 11/28/23	9 at OKC 3/11/17			
												OREB	3 at LAC 11/25/23	4 at DEN 11/20/16			
												DREB	7 at WAS 11/15/23	7 at WAS 11/15/23			
												TREB	8 at LAC 11/25/23	8 2 times (@ LAC, 11/25/23)			
												ASTS	7 2 times (@ POR, 12/8/23)	13 vs. NYK 12/29/18			
												STLS	3 vs. CLE 12/27/23	3 2 times (vs. CLE, 12/27/23)			
												BLKS	1 5 times (vs. SAS, 12/23/23)	4 at SAS 11/1/16			
												MINS	40 vs. LAC 12/20/23	40 vs. LAC 12/20/23			

TIMES RECORDING											
POINTS	REB	AST	BLK	STL	DBL-DBL	TPL-DBL					
10+	20+	30+	10+	10+	3+	3+					
2023-24	12	3	--	--	--	--					
Career	63	7	--	--	2	1					

RECENT GAMES														
OPPONENT	W/L	MIN	FG-A	3P-A	FT-A	OR	DR	TR	A	PF	ST	TO	BS	PTS
1/27 vs. SAC	L	Inactive - Injury												
1/26 at ATL	W	26:52	3-6	2-2	1-2	0	0	0	3	2	0	1	0	9
1/24 vs. PHX	L	18:33	2-4	1-1	1-2	0	2	2	2	1	0	0	0	6
1/22 vs. BOS	L	Inactive - Injury												
1/17 at LAL	L	Inactive - Injury												

Injury List — Missed 1 game due to Left Lower Leg; Contusion (12/22); Missed 2 games due to Right Heel; Contusion (1/3 through 1/5/24); Missed 1 game due to Right Plantar Fascia; Sprain (1/7); Missed 6 games due to Right Plantar; Sprain (1/9 through 1/22/24); Missed 1 game due to Right Knee; Soreness (1/27)
DNP - Coach's Decision — 1 on the season.; **Inactive - Personal** — 2 on the season.

2023-24 SEASON: Appeared in 32 games, averaging 9.2 points, 2.8 rebounds, 2.8 assists, 0.6 steals and 0.2 blocks per game...recorded eight points vs. LAC (11/10/23) while making two 3-pointers in the game...notched nine points at NOP (11/14/23)...recorded a season-high seven rebounds at WAS (11/15/23)...recorded 12 points vs. HOU (11/28/23)...recorded 23 points (9-15 FG, 2-2 3FG, 3-4 FT) to go along with six rebounds and seven assists at POR (12/8/23)...recorded a season-high 26 points (8-10 FG, 7-9 3FG, 3-4 FT), four rebounds, three assists vs. LAL (12/12/23), his second-highest scoring game in his career...recorded a career-high seven 3-pointers vs. LAL (12/12/23).

NOTES: Signed as a free agent by DAL (7/14/23)...Holds career NBA averages of 5.7 points, 1.8 rebounds, 2.1 assists and 18.6 minutes in 245 games (72 starts) with Utah and Cleveland...Selected by Utah in the first round (5th overall pick) of the 2014 NBA Draft...Born in Melbourne, Australia...Played for Australian national team during the 2023 FIBA World Cup...played in five games and averaged 11.0 points, 2.6 rebounds, 3.0 assists and 18.7 minutes per game...shot 41.5% (17-41 FG) from the field, 47.1% (8-17 3FG) from three and 92.9% (13-14 FT) from the free throw line...His late father, Cecil, won an NCAA Championship with the University of North Carolina in 1982 with teammates Michael Jordan and James Worthy, and was later drafted in 1984 by the Denver Nuggets...his father was also roommates with John Stockton at the 1984 Portsmouth Invitational Tournament.

#8 Josh Green Guard/Forward • 6-6 • 210 • 11/16/00 • Arizona/Australia • 3 Years Pro

												2023-24 HIGHS			CAREER HIGHS		
2023-24	GP	GS	PPG	RPG	APG	SPG	BPG	MPG	FG%	3FG%	FT%	PTS	21 at ATL 1/26/24	29 at UTA 2/6/23			
Career	199	45	6.2	2.6	1.5	0.63	0.14	19.6	.505	.376	.667	FGM	8 2 times (@ ATL, 1/26/24)	10 2 times (vs. MEM, 3/13/23)			
												FGA	12 2 times (@ ATL, 1/26/24)	18 at SAS 3/15/23			
												3FGM	4 2 times (@ ATL, 1/26/24)	6 vs. DEN 11/20/22			
												3FGA	7 2 times (vs. BOS, 1/22/24)	8 at SAC 2/11/23			
												FTM	3 3 times (@ GSW, 12/30/23)	6 at UTA 2/6/23			
												FTA	6 2 times (vs. NOP, 1/15/24)	6 3 times (vs. NOP, 1/15/24)			
												OREB	3 vs. PHX 1/24/24	6 vs. SAC 3/5/22			
												DREB	6 2 times (vs. BOS, 1/22/24)	8 vs. SAC 4/5/23			
												TREB	7 2 times (vs. BOS, 1/22/24)	12 vs. SAC 3/5/22			
												ASTS	5 6 times (vs. SAC, 1/27/24)	10 at POR 12/27/21			
												STLS	3 2 times (vs. MEM, 12/1/23)	4 2 times (vs. OKC, 10/29/22)			
												BLKS	1 5 times (vs. MEM, 1/9/24)	2 2 times (@ HOU, 3/11/22)			
												MINS	38 vs. BOS 1/22/24	45 at SAS 3/15/23			

TIMES RECORDING											
POINTS	REB	AST	BLK	STL	DBL-DBL	TPL-DBL					
10+	20+	30+	10+	10+	3+	3+					
2023-24	14	1	--	--	--	--					
Career	44	7	--	2	1	--					

RECENT GAMES														
OPPONENT	W/L	MIN	FG-A	3P-A	FT-A	OR	DR	TR	A	PF	ST	TO	BS	PTS
1/27 vs. SAC	L	33:26	4-9	2-6	1-2	0	3	3	5	2	0	2	0	11
1/26 at ATL	W	35:15	8-12	4-5	1-2	1	1	2	4	5	0	3	0	21
1/24 vs. PHX	L	31:02	3-8	2-6	0-0	3	1	4	3	1	0	1	0	8
1/22 vs. BOS	L	37:45	5-11	4-7	0-0	1	6	7	1	4	0	3	0	14
1/17 at LAL	L	Inactive - Injury												

2023-24 SEASON: Appeared in 33 games, averaging 8.1 points, 3.1 rebounds, 2.6 assists, 0.7 steals and 0.2 blocks per game...scored 11 points (3-5 FG, 2-2 3FG, 3-4 FT) against the Spurs (10/25/23) in the season opener, the most points he has scored to open a season...recorded 12 points against the Grizzlies (10/30/23), marking the first time in his career he has scored double-digit points in the first two of the first three games of a season...converted three 3-pointers against the Nuggets (11/3/23), tying for second-most in a game in his career (career-high, 6)...recorded at least one 3-pointer in eight consecutive games after hitting a three at NOP (11/12/23), tying the longest streak of games in his career with a made three (8 games, 1/18/23-2/2/23)...notched 18 points at GSW (12/30/23)...recorded 14 points, five rebounds and five assists vs. POR (1/5/24), the second 10-5-5 game of his career...tied his second-highest points this season vs. NYK (1/11/24) with 18 points...recorded a season-high 21 points at ATL (1/26/24).

NOTES: Selected by DAL in the first round (18th overall pick) of the 2020 NBA Draft...dished out 10 assists at POR (12/27/21), becoming the third-youngest player in franchise history (21 years, 41 days) to hand out 10+ assists (Luka Dončić, 19 years, 293 days; Dennis Smith Jr., 19 years, 327 days)...competed with the Australian national team at the 2020 Olympic Games in Tokyo, winning a bronze medal (the country's first-ever Olympic medal in men's basketball) and the 2023 FIBA World Cup...in lone season at Arizona, averaged 12.0 points, 4.6 rebounds, 2.6 assists and 1.5 steals in 30 games (all starts) while shooting 36.1% (30-83 3FG) from 3-point range...recorded a team-high 46 steals, the sixth-most by an Arizona freshman ever...ranked sixth in the PAC-12 in steals per game...born in Sydney to Australian mother Cahla and American-born father Delmas...both parents played professional basketball in Australia...brother, Jay Green, plays basketball at Northern Arizona...played Australian rules football, basketball, basketball, rugby, soccer and swimming growing up.



#10 Tim Hardaway Jr. Guard • 6-5 • 205 • 03/16/92 • Michigan/USA • 10 Years Pro

2023-24												2023-24 HIGHS			CAREER HIGHS					
GP	GS	PPG	RPG	APG	SPG	BPG	MPG	FG%	3FG%	FT%	PTS	FGM	FGA	3FGM	3FGA	FTM	FTA	OREB	DREB	TREB
43	8	18.0	3.7	1.7	0.44	0.02	30.0	.419	.366	.875	41 vs. NOP 1/15/24	11 3 times (vs. NOP, 1/15/24)	23 vs. NOP 1/15/24	9 vs. NOP 1/15/24	15 2 times (vs. NOP, 1/15/24)	10 vs. NOP 1/15/24	2 3 times (@ LAL, 1/17/24)	9 at NOP 11/12/23	9 at NOP 11/12/23	9 at NOP 11/12/23
Career	700	341	14.2	2.9	1.9	0.62	0.14	27.5	.420	.362	.812	14 2 times (vs. MIN, 3/23/18)	27 vs. TOR 11/22/17	10 at MIA 5/4/21	18 at MIA 5/4/21	16 at ATL 11/7/18	20 at ATL 11/7/18	4 vs. LAC 1/22/23	10 3 times (@ PHX, 8/2/20)	11 at ORL 11/8/17

TIMES RECORDING												2023-24			CAREER									
POINTS	REB	AST	BLK	STL	DBL-DBL	TPL-DBL	PTS	REB	AST	BLK	STL	DBL-DBL	TPL-DBL	PTS	REB	AST	BLK	STL	DBL-DBL	TPL-DBL				
10+	20+	30+	10+	10+	3+	3+	38	14	5	--	--	--	1	--	--	481	174	28	5	--	--	25	4	--
2023-24	38	14	5	--	--	--	38	14	5	--	--	--	1	--	--	481	174	28	5	--	--	25	4	--
Career	481	174	28	5	--	--	481	174	28	5	--	--	25	4	--	481	174	28	5	--	--	25	4	--

RECENT GAMES														
OPPONENT	W/L	MIN	FG-A	3P-A	FT-A	OR	DR	TR	A	PF	ST	TO	BS	PTS
1/27 vs. SAC	L	35:47	8-17	3-9	0-0	0	4	4	1	2	0	1	0	19
1/26 at ATL	W	32:09	3-12	3-9	4-4	1	3	4	3	2	0	2	0	13
1/24 vs. PHX	L	34:16	6-16	4-10	1-2	0	5	5	2	1	2	1	0	17
1/22 vs. BOS	L	31:57	8-13	4-7	0-0	0	2	2	1	2	0	0	0	20
1/17 at LAL	L	28:17	5-17	0-7	2-2	2	2	4	1	2	1	4	0	12

Injury List — Missed 3 games due to Back; Spasms (12/1 through 12/23; 12/11)

2023-24 SEASON: Appeared in 43 games, averaging 18.0 points, 3.7 rebounds, 1.7 assists and 0.4 steals per game...recorded 17 points (5-14 FG, 3-103FG, 4-4 FT), six rebounds and four assists in the season opener against the Spurs (10/25/23), the third-most points he has scored in a season opener (31 points, 2018-19; 21, 2016-17)...notched at least 17 points in the first three game of the season, only the second time in his career (2018-19) he has done so...converted three 3-pointers against the Grizzlies (10/30/23), surpassing Jason Kidd for fifth on the Mavericks All-Time list for 3-pointers made with 778...converted at least four 3-pointers in three consecutive games (11/5/23-11/8/23), the second time in his career he has done so...recorded three 3-pointers at NOP (11/12/23), totaling 1,500 made 3-pointers in his career...notched 31 points (11-20 FG, 7-11 3FG, 2-5 FT) at WAS (11/15/23), which is his third-most points scored in a game coming off the bench...recorded 22 points in the first half at WAS (11/15/23), his most points scored in the first half coming off the bench...recorded 32 points vs. LAL (12/12/23), his second-most points scored in a game off the bench...tied his second-most points off the bench with 32 points at MIN (12/28/23)...recorded 32 points vs. NYK (1/11/24)...set a new season-high with 41 points vs. NOP (1/15/24), one point shy of his career-high and tied for his second-most 3-pointers in a game with nine.

NOTES: Signed by DAL (8/9/21)...acquired by DAL with Kristaps Porzingis, Courtney Lee and Trey Burke from NYK in exchange for Dennis Smith Jr., DeAndre Jordan, Wesley Matthews and two future first-round picks (1/31/19)...knocked down a career-high 10 3-pointers (10-18 3FG) at MIA (5/4/21), tying the Mavericks franchise record...scored a career-high 42 points at DET (4/29/21)...hit 120+ 3-pointers in eight of his 10 NBA seasons, including a career-high 212 triples (212-550 3FG) in 2022-23...NBA All-Rookie First Team (2014)...was selected 24th overall by NYK in 2013 after his junior season at Michigan...helped the Wolverines reach the NCAA title game in 2013...First Team All-Big Ten (2013)...Third Team All-Big Ten (2012)...Big Ten All-Freshman Team (2011)...son of Hall of Famer Tim Hardaway Sr., who played for DAL in 2001-02 (they became the first father/son combo to play for the Mavericks)...full name is Timothy Duane Hardaway Jr.

#1 Jaden Hardy Guard • 6-4 • 198 • 07/05/02 • NBA G League Ignite/USA • 1 Year Pro

2023-24												2023-24 HIGHS			CAREER HIGHS					
GP	GS	PPG	RPG	APG	SPG	BPG	MPG	FG%	3FG%	FT%	PTS	FGM	FGA	3FGM	3FGA	FTM	FTA	OREB	DREB	TREB
41	5	7.6	2.1	1.7	0.32	0.05	15.5	.374	.346	.689	19 2 times (vs. POR, 1/5/24)	8 vs. POR 1/5/24	18 at MIN 12/28/23	5 3 times (@ UTA, 1/1/24)	12 at HOU 12/22/23	7 vs. CHA 11/5/23	8 vs. CHA 11/5/23	2 5 times (vs. SAC, 1/27/24)	7 vs. POR 1/5/24	9 vs. POR 1/5/24
Career	89	10	8.2	2.0	1.5	0.34	0.10	15.1	.408	.375	.774	11 vs. SAS 4/9/23	25 vs. MEM 3/13/23	6 vs. GSW 3/22/23	15 vs. MEM 3/13/23	9 2 times (@ SAS, 3/15/23)	10 at SAS 3/15/23	2 8 times (vs. SAC, 1/27/24)	7 2 times (vs. POR, 1/5/24)	9 vs. POR 1/5/24

TIMES RECORDING												2023-24			CAREER								
POINTS	REB	AST	BLK	STL	DBL-DBL	TPL-DBL	PTS	REB	AST	BLK	STL	DBL-DBL	TPL-DBL	PTS	REB	AST	BLK	STL	DBL-DBL	TPL-DBL			
10+	20+	30+	10+	10+	3+	3+	10	--	--	--	1	--	--	--	26	9	--	--	--	--	2	--	--
2023-24	10	--	--	--	--	--	10	--	--	--	1	--	--	--	26	9	--	--	--	--	2	--	--
Career	26	9	--	--	--	--	26	9	--	--	1	--	--	--	26	9	--	--	--	--	2	--	--

RECENT GAMES														
OPPONENT	W/L	MIN	FG-A	3P-A	FT-A	OR	DR	TR	A	PF	ST	TO	BS	PTS
1/27 vs. SAC	L	18:55	1-7	1-5	0-0	2	3	5	7	2	0	1	0	3
1/26 at ATL	W	13:45	2-6	1-3	3-4	1	0	1	1	1	1	0	0	8
1/24 vs. PHX	L	15:10	4-9	3-4	0-0	0	3	3	2	1	0	0	0	11
1/22 vs. BOS	L	1:42	0-1	0-1	0-0	0	0	0	0	0	0	0	0	0
1/17 at LAL	L	20:09	3-7	1-5	0-0	0	0	0	0	0	0	1	0	7

DNP - Coach's Decision — 4 on the season.

2023-24 SEASON: Appeared in 41 games, averaging 7.6 points, 2.1 rebounds, 1.7 assists, 0.3 steals and 0.1 blocks per game...recorded 14 points against the Charlotte Hornets (11/5/23), his 10th-most points scored in a game coming off the bench...notched 11 points (5-8 FG, 1-2 3FG, 0-1 FT) to tie for his 12th-most points scored in a game coming off the bench...recorded a season-high 19 points at MEM (12/11/23)...tied a season-high 19 points vs. POR (1/5/24) as well as setting a new career-high in rebounds and assists with nine in both categories.

NOTES: Selected by Sacramento in the second round (37th overall pick) of the 2022 NBA Draft...draft rights traded to Dallas for a 2024 second-round pick and a 2028 second-round pick...spent one season with the NBA G League Ignite, where he recorded two 30-point games and 13 20-point games while leading the Ignite in scoring in 12 games...named ESPN's top guard and the No. 2 player overall in the class of 2021...was unable to complete his senior season of basketball due to the COVID-19 pandemic, but was still named a 2021 McDonald's High School All-American and selected to the 2021 USA Nike Hoop Summit Team...averaged 30.4 points, 9.1 rebounds and 8.4 assists as a junior at Coronado High School in Henderson, Nevada.



#20 Richaun Holmes Forward/Center • 6-10 • 240 • 10/15/93 • Bowling Green/USA • 8 Years Pro

												2023-24 HIGHS			CAREER HIGHS		
2023-24	GP	GS	PPG	RPG	APG	SPG	BPG	MPG	FG%	3FG%	FT%	PTS	16	at HOU 12/22/23	28	at POR 12/4/19	
Career	438	162	8.7	5.3	1.0	0.52	0.95	19.3	.604	.273	.741	FGM	7	at HOU 12/22/23	12	vs. LAL 11/30/21	
												FGA	12	at HOU 12/22/23	19	at ORL 3/20/17	
												3FGM	--		3	vs. MIL 4/8/17	
												3FGA	--		4	times (@ CLE, 12/9/17)	
												FTM	2	3 times (@ HOU, 12/22/23)	10	at BOS 3/19/21	
												FTA	4	at LAL 11/22/23	12	at BOS 3/19/21	
												OREB	5	at HOU 12/22/23	9	at MEM 12/21/19	
												DREB	7	at LAL 11/22/23	15	vs. CHA 11/5/21	
												TREB	10	at LAL 11/22/23	20	vs. CHA 11/5/21	
												ASTS	2	2 times (vs. LAL, 12/12/23)	6	2 times (@ CHA, 3/15/21)	
												STLS	1	3 times (vs. SAC, 1/27/24)	4	2 times (@ HOU, 12/9/19)	
												BLKS	2	2 times (vs. MEM, 12/1/23)	6	3 times (@ NOP, 2/1/21)	
												MINS	23	at LAL 11/22/23	45	vs. MIN 12/26/19	

TIMES RECORDING											
POINTS	REB	AST	BLK	STL	DBL-DBL	TPL-DBL					
10+	20+	30+	10+	10+	3+	3+					
2023-24	1	--	--	1	--	--					
Career	192	29	--	61	--	38					

RECENT GAMES														
OPPONENT	W/L	MIN	FG-A	3P-A	FT-A	OR	DR	TR	A	PF	ST	TO	BS	PTS
1/27 vs. SAC	L	08:11	0-1	0-0	0-0	0	0	0	0	3	1	1	0	0
1/26 at ATL	W	13:51	2-2	0-0	0-0	1	2	3	1	2	0	0	1	4
1/24 vs. PHX	L	4:48	2-2	0-0	0-0	2	0	2	0	0	0	0	0	4
1/22 vs. BOS	L	DNP - Coach's Decision												
1/17 at LAL	L	DNP - Coach's Decision												

Injury List — Missed 1 game due to illness; Non-COVID illness (12/16)
DNP - Coach's Decision — 22 on the season.; **Inactive - Personal** — 2 on the season.

2023-24 SEASON: Appeared in 20 games this season, averaging 3.2 points, 3.3 rebounds, 0.5 assists, 0.2 steals and 0.4 blocks...vs. TOR (11/8/23), he recorded 2 points (1-2 FG) and three rebounds and an assist...notched seven rebounds at NOP (11/14/23)...went 3-for-3 from the field vs. SAC (11/19/23) for a season-high seven points...notched a season-high 10 rebounds at LAL (11/22/23), his most in a Mavericks uniform.

NOTES: Acquired by DAL with the draft rights to the 24th overall pick in the 2023 NBA Draft, Olivier-Maxence Prosper, from SAC in exchange for cash considerations (7/6/23)...Holds career averages of 8.9 points, 5.4 rebounds, 1.0 assists, 0.5 steals, 1.0 blocks and 19.8 minutes in 418 games (161 starts) over seven seasons with Philadelphia, Phoenix and Sacramento...Has shot 60.6% (1,543-2,548 FG) from the field and 74.7% (601-805 FT) from the free throw line in his career...Selected by Philadelphia in the second round (37th overall) of the 2015 NBA Draft...Played a season at Moraine Valley CC (2011-12) before spending three seasons at Bowling Green (2012-15).

#11 Kyrie Irving Guard • 6-2 • 191 • 03/23/92 • Duke/Australia • 12 Years Pro

												2023-24 HIGHS			CAREER HIGHS		
2023-24	GP	GS	PPG	RPG	APG	SPG	BPG	MPG	FG%	3FG%	FT%	PTS	44	vs. NYK 1/11/24	60	at ORL 3/15/22	
Career	698	698	23.5	4.0	5.7	1.32	0.43	34.3	.472	.392	.885	FGM	16	at MIL 11/18/23	20	2 times (@ ORL, 3/15/22)	
												FGA	29	at MIL 11/18/23	36	vs. POR 1/28/15	
												3FGM	7	at NOP 11/12/23	11	vs. POR 1/28/15	
												3FGA	14	vs. NOP 1/13/24	19	vs. POR 1/28/15	
												FTM	13	vs. NOP 1/15/24	17	vs. IND 2/10/21	
												FTA	15	vs. NOP 1/15/24	17	vs. IND 2/10/21	
												OREB	5	vs. MIN 1/7/24	5	2 times (vs. MIN, 1/7/24)	
												DREB	9	vs. POR 1/5/24	10	3 times (@ DET, 11/2/19)	
												TREB	9	3 times (vs. POR, 1/5/24)	11	8 times (vs. LAL, 2/26/23)	
												ASTS	10	3 times (vs. NYK, 1/11/24)	18	vs. TOR 1/16/19	
												STLS	4	2 times (vs. MEM, 1/9/24)	8	vs. MIA 1/21/19	
												BLKS	2	3 times (vs. MIN, 1/7/24)	4	3 times (vs. CHA, 12/7/22)	
												MINS	41	vs. NOP 1/15/24	48	at CLE 1/20/21	

TIMES RECORDING											
POINTS	REB	AST	BLK	STL	DBL-DBL	TPL-DBL					
10+	20+	30+	10+	10+	3+	3+					
2023-24	27	20	7	--	3	--					
Career	659	474	156	13	63	10					

RECENT GAMES														
OPPONENT	W/L	MIN	FG-A	3P-A	FT-A	OR	DR	TR	A	PF	ST	TO	BS	PTS
1/27 vs. SAC	L	Inactive - Injury												
1/26 at ATL	W	Inactive - Injury												
1/24 vs. PHX	L	Inactive - Injury												
1/22 vs. BOS	L	35:50	9-20	3-7	2-2	0	6	6	3	3	2	1	0	23
1/17 at LAL	L	32:14	4-16	1-5	3-3	0	5	5	6	2	0	2	0	12

Injury List — Missed 3 games due to Left Foot; Sprain (10/30 through 11/1/23; 11/15); Missed 1 game due to Right Foot; Soreness (12/2); Missed 12 games due to Right Heel; Contusion (12/11 through 12/30/23); Missed 3 games due to Right Thumb; Sprain (1/24 through 1/27/24)

2023-24: Appeared in 27 games this season, averaging 25.2 points, 5.1 rebounds, 5.3 assists, 1.3 steals and 0.4 blocks a game...notched 10 assists against the Charlotte Hornets (11/5/23), tying his career-high assists in a game as a Maverick...recorded 10 assists against the Orlando Magic (11/6/23), just the ninth time in his career that he has had back-to-back double-digit assist games and ties for his second-longest streak of double-digit assists...recorded 18 points (6-14 FG, 2-6 3FG, 4-4 FT) and 10 assists against the Hornets (11/5/23) and 21 points (8-20 FG, 2-6 3FG, 3-5 FT) and 10 assists against the Magic

(11/6/23), which is just the 11th time in his career he has recorded back-to-back double-doubles...converted four free throws against the Nets (10/27/23) to eclipse 2,600 made free throws in his career...recorded a season-high 35 points at NOP (11/12/23), including seven 3-pointers, tied for ninth-most 3-pointers in a game in his career...notched 33 points in the second half at MIL (11/18/23), his third-highest scoring half of his career...garnered a season-high nine rebounds at UTA (1/1/24)...followed up with a season-high-tying nine rebounds vs. POR (1/3/24) (1/5/24) to record three consecutive games with nine rebounds, the first time in his career doing so...notched eight rebounds vs. MEM (1/9/24) for his fifth consecutive game with eight-or-more rebounds...recorded 44 points (12-26 FG, 6-10 3FG, 8-9 FT), four rebounds and 10 assists vs. NYK (1/11/24), his career-high points in a game as a Maverick...became the second player in Mavericks history to record at least 40 points and 10 assists in a game (Luka Dončić) (44-10, vs. NYK, 1/11/24), his second career 40-point double-double with points and assists.

NOTES: Acquired by DAL with Markieff Morris from BKN in exchange for Spencer Dinwiddie, Dorian Finney-Smith, a 2029 first-round pick and two second-round picks (2/6/23)...member of the Cavaliers' 2016 NBA championship team...eight-time All-Star (2013-15; 2017-19; 2021, 2023); started alongside Dončić for Team LeBron at the 2023 NBA All-Star Game in Salt Lake City (it was the first time in team history that DAL had 2 All-Star starters) and posted a franchise-record 32 points, surpassing the 29 points Rolando Blackman scored in the 1987 NBA All-Star Game...All-NBA Second Team (2019)...two-time All-NBA Third Team (2015, 2021)...won a gold medal competing for Team USA at the 2016 Olympic Games in Rio and the 2014 World Cup in Spain...named 2014 USA Basketball Male Athlete of the Year and 2014 FIBA World Cup MVP...NBA All-Star Game MVP (2014)...member of 50-40-90 club (2021)...NBA Rookie of the Year (2012)...NBA Three-Point Contest champion (2013)...selected by CLE with the first overall pick in the 2011 NBA Draft...played lone collegiate season at Duke in 2010-11, where he was limited to 11 games due to a right toe injury...returned for the NCAA Tournament and helped the Blue Devils advance to the Sweet Sixteen before declaring for the NBA Draft following the season...born in Melbourne, Australia, and holds dual American and Australian citizenship...father, Dredrick Irving, played college basketball at Boston University alongside Shawn Teague (father of Jeff and Marquis Teague) and under coach Rick Pitino, before going on to play professionally in Australia for the Bullen Boomers in the SEABL...full name is Kyrie Andrew Irving.



#55 Derrick Jones Jr.

Forward • 6-6 • 210 • 02/15/97 • UNLV/USA • 7 Years Pro

	GP	GS	PPG	RPG	APG	SPG	BPG	MPG	FG%	3FG%	FT%	2023-24 HIGHS		CAREER HIGHS		
2023-24	43	42	10.1	3.6	1.0	0.81	0.84	25.8	.486	.349	.737	PTS	24 2 times (vs. NOP, 1/13/24)	25 at LAC 2/5/20		
Career	387	139	6.7	3.3	0.7	0.64	0.69	19.5	.504	.315	.708	FGM	9 at PHX 12/25/23	10 2 times (vs. CHA, 3/11/20)		
TIMES RECORDING	POINTS				REB	AST	BLK	STL								
	10+	20+	30+		10+	10+	3+	3+	DBL-DBL			TPL-DBL				
2023-24	20	5	--		2	--	4	3	2			--				
Career	93	7	--		6	--	20	16	2			--				
RECENT GAMES																
OPPONENT	W/L	MIN	FG-A	3P-A	FT-A	OR	DR	TR	A	PF	ST	TO	BS	PTS		
1/27 vs. SAC	L		Inactive - Injury													
1/26 at ATL	W	17:51	1-1	0-0	0-0	0	1	1	1	3	0	1	0	2		
1/24 vs. PHX	L	24:03	3-8	0-3	0-1	1	1	2	1	3	0	3	0	6		
1/22 vs. BOS	L	25:18	2-7	1-3	0-0	0	2	2	3	1	0	1	0	5		
1/17 at LAL	L	26:38	3-3	2-2	0-0	1	0	1	0	2	0	0	1	8		

Injury List — Missed 1 game due to Left Quad; Contusion (12/12); Missed 1 game due to Right Calf; Contusion (1/15); Missed 1 game due to Left Wrist; Sprain (1/27)

2023-24: Appeared in 43 games, averaging 10.1 points, 3.6 rebounds, 1.0 assists, 0.8 steals and 0.8 blocks...recorded 22 points (7-10 FG, 4-6 3FG, 4-6 FT) against the Memphis Grizzlies (10/30/23), the fourth-most points scored in a game in his career... his four threes against Memphis (10/30/23) ties for his second-most threes in a game...scored 17 points against the Bulls (11/1/23), the second time in his career he has scored at least 17 points in back-to-back games in his career...recorded 11 points and 10 rebounds against the Los Angeles Clippers (11/10/23), his first career double-double...recorded his fourth-career 20-point game at WAS (11/15/23), marking the second time in his career he has recorded two 20-point games in a season...recorded 24 points (8-15 FG, 6-12 3FG, 2-2 FT), his second-most points in a game in Jones Jr.'s career...notched 15 points in three consecutive games for the first time in his career (15, vs. HOU, 11/28/23; 16, vs. MEM, 12/1/23; 24, vs. OKC, 12/2/23)...notched his third 20-point game in a season vs. OKC (12/2/23), the most 20-point games in a season in his career (three)...recorded a career-high six threes vs. OKC (12/2/23)...recorded back-to-back games with four-or-more 3-pointers for the first time in his career (4 vs. MEM, 12/1/23; 6 vs. OKC, 12/2/23)...recorded 12 points vs. UTA (12/6/23), the first time in his career he has recorded four-straight games of double-digit scoring...recorded 19 points (6-11 FG, 2-4 3FG, 5-5 FT) vs. LAC (12/20/23), his ninth 15-point game this season, surpassing his previous most 15-point games in a season (8, 2019-20)...recorded his second career double-double vs. MIN (1/7/24)...tied a season-high points with 24 (8-10 FG, 3-5 3FG, 5-5 FT) vs. NOP (1/13/24).

NOTES: Signed as a free agent by DAL (8/18/23)...Holds career averages of 6.3 points, 3.2 rebounds and 18.7 minutes in 344 career NBA games (97 starts) over seven seasons with Phoenix, Miami, Portland and Chicago...Has shot 50.8% (800-1,576 FG) from the field and 70.5% (391-555 FT) from the free throw line in his career...Appeared in 15 playoff games with Miami in 2020 during the Heat's postseason run to the NBA Finals...Won 2020 AT&T Slam Dunk contest at NBA All-Star Weekend...Signed as an undrafted free agent in 2016 after one season at UNLV.

#42 Maxi Kleber

Forward/Center • 6-10 • 240 • 01/29/92 • Bayern Munich/Germany • 6 Years Pro

	GP	GS	PPG	RPG	APG	SPG	BPG	MPG	FG%	3FG%	FT%	2023-24 HIGHS		CAREER HIGHS		
2023-24	11	2	3.9	3.3	1.6	0.18	0.64	18.4	.350	.261	.692	PTS	7 2 times (vs. BOS, 1/22/24)	26 at ORL 2/21/20		
Career	374	142	6.9	4.6	1.1	0.41	0.90	22.8	.445	.356	.784	FGM	3 vs. BOS 1/22/24	10 at ORL 2/21/20		
TIMES RECORDING	POINTS				REB	AST	BLK	STL								
	10+	20+	30+		10+	10+	3+	3+	DBL-DBL			TPL-DBL				
2023-24	--	--	--		--	--	--	--	--			--				
Career	97	4	--		17	--	32	5	8			--				
RECENT GAMES																
OPPONENT	W/L	MIN	FG-A	3P-A	FT-A	OR	DR	TR	A	PF	ST	TO	BS	PTS		
1/27 vs. SAC	L	12:55	2-6	1-3	0-0	1	1	2	0	0	0	0	0	5		
1/26 at ATL	W		Inactive - Injury													
1/24 vs. PHX	L	22:18	1-2	0-1	0-0	2	1	3	3	3	0	1	0	2		
1/22 vs. BOS	L	25:31	3-7	0-3	1-1	0	2	2	0	2	0	1	2	7		
1/17 at LAL	L	21:11	2-3	2-3	0-0	1	0	1	3	5	0	1	2	6		

Injury List — Missed 35 games due to Right Small Toe; Dislocation (11/3 through 11/6/23; 11/10/23 through 1/11/24; 1/26)

2023-24 SEASON: Appeared in 11 games, averaging 3.9 points, 3.3 rebounds, 1.6 assists, 0.2 steals and 0.6 blocks per game...converted two 3-pointers in the season opener against the Spurs (10/25/23), just the third time in his career he has hit multiple threes in the season opener.

NOTES: Signed to a contract extension by DAL (9/8/22)...led the NBA in games played in 2019-20 (74)...before signing with the Mavericks, spent the previous eight seasons playing professionally in Germany and Spain...in 37 Basketball Bundesliga (BBL) games for Germany's Bayern Munich in 2016-17, averaged 8.9 points, 5.3 rebounds and 1.2 blocks en route to being named a BBL All-Star, All-BBL Second Team and BBL Most Effective Player...All-EuroCup Second Team (2017)...two-time BBL All-Star (2014, 2017)...not drafted by an NBA franchise...hails from Würzburg, Germany, the same hometown as Mavericks great Dirk Nowitzki...has played for the German national team in international competition...full name is Maximilian Kleber...last name pronounced CLEE-bah.



#9 AJ Lawson Guard • 6-6 • 185 • 07/15/00 • South Carolina/Canada • 1 Year Pro

	GP	GS	PPG	RPG	APG	SPG	BPG	MPG	FG%	3FG%	FT%	2023-24 HIGHS		CAREER HIGHS	
2023-24	21	0	4.2	1.2	0.6	0.43	0.10	9.4	.465	.333	.733	PTS	17 vs. SAS 12/23/23	17 vs. SAS 12/23/23	
Career	36	0	4.0	1.3	0.4	0.31	0.06	8.5	.478	.361	.565	FGM	7 vs. SAS 12/23/23	7 vs. SAS 12/23/23	
TIMES RECORDING															
	POINTS			REB	AST	BLK	STL								
	10+	20+	30+	10+	10+	3+	3+	DBL-DBL	TPL-DBL						
2023-24	3	--	--	--	--	--	1	--	--						
Career	6	--	--	--	--	--	1	--	--						
RECENT GAMES															
OPPONENT	W/L	MIN	FG-A	3P-A	FT-A	OR	DR	TR	A	PF	ST	TO	BS	PTS	
1/27 vs. SAC	L	03:46	1-2	0-1	0-0	0	0	0	1	1	0	1	0	2	
1/26 at ATL	W	DNP - Coach's Decision													
1/24 vs. PHX	L	4:48	1-3	1-2	0-0	0	1	1	1	0	0	0	0	3	
1/22 vs. BOS	L	DNP - Coach's Decision													
1/17 at LAL	L	4:44	1-1	0-0	0-0	0	0	0	0	0	0	0	0	2	

Inactive - G League Two-Way — 17 on the season.; DNP - Coach's Decision — 7 on the season.

2023-24 SEASON: Appeared in 21 games this season, averaging 4.2 points, 1.2 rebounds, 0.6 assists, 0.4 steals and 0.1 blocks per game...Made his season debut vs. MEM (12/1/23)...tied a then-career-high 12 points vs. OKC (12/2/23)...recorded a career-high 17 points (7-10 FG, 3-4 3FG), a career-high seven-rebounds, three assists and two steals vs. SAS (12/23/23).

NOTES: Signed to a Two-Way contract by DAL (12/26/22)... joined the Mavericks after beginning the 2022-23 season with the G League's College Park Skyhawks and Iowa Wolves, where he averaged 19.9 points (.527 FG%), 6.3 rebounds, 2.2 assists, 1.6 steals and 33.5 minutes in 13 total games (all starts)...started all 5 games for the Mavericks at the 2022 NBA Summer League in Las Vegas, averaging a team-high 15.6 points (.519 FG%, .500 3FG%, .846 FT%), 6.0 rebounds and 1.4 assists in 29.6 minutes...was a three-year player at the University of South Carolina, where he totaled 1,153 points, 325 rebounds, 167 assists and 101 steals in 81 games (80 starts) for the Gamecocks...earned SEC All-Freshman Team honors in 2018-19 (13.4 ppg, 4.3 rpg, 2.9 apg, 1.1 spg) and Second Team All-SEC accolades as a junior in 2020-21 (16.6 ppg, 4.1 rpg, 1.2 apg, 1.5 spg)...is a Toronto native and has teamed with Mavericks center Dwight Powell on the Canadian national team...full name is Anthony Randolph "AJ" Lawson.

#2 Dereck Lively II Center • 7-1 • 234 • 02/12/04 • Duke/USA • Rookie

	GP	GS	PPG	RPG	APG	SPG	BPG	MPG	FG%	3FG%	FT%	2023-24 HIGHS		CAREER HIGHS	
2023-24	35	34	8.9	7.8	1.3	0.63	1.40	25.6	.732	.000	.563	PTS	20 2 times (@ PHX, 12/25/23)	20 2 times (@ PHX, 12/25/23)	
Career	35	34	8.9	7.8	1.3	0.63	1.40	25.6	.732	.000	.563	FGM	9 vs. OKC 12/2/23	9 vs. OKC 12/2/23	
TIMES RECORDING															
	POINTS			REB	AST	BLK	STL								
	10+	20+	30+	10+	10+	3+	3+	DBL-DBL	TPL-DBL						
2023-24	15	2	--	12	--	4	--	7	--						
Career	15	2	--	12	--	4	--	7	--						
RECENT GAMES															
OPPONENT	W/L	MIN	FG-A	3P-A	FT-A	OR	DR	TR	A	PF	ST	TO	BS	PTS	
1/27 vs. SAC	L	31:03	6-9	0-0	1-2	4	5	9	0	5	1	1	0	13	
1/26 at ATL	W	27:33	4-7	0-0	1-2	2	9	11	4	5	1	1	4	9	
1/24 vs. PHX	L	25:29	4-5	0-0	0-0	1	1	2	1	2	1	0	1	8	
1/22 vs. BOS	L	24:33	3-3	0-0	0-0	4	4	8	1	2	0	1	2	6	
1/17 at LAL	L	28:01	8-9	0-0	0-0	5	6	11	2	2	1	2	0	16	

Injury List — Missed 1 game due to Illness; Non-COVID (11/8); Missed 1 game due to Low Back; Contusion (11/25); Missed 9 games due to Left Ankle; Sprain (12/18 through 12/23/23; 1/5 through 1/13/24)

2023-24 SEASON: Appeared in 35 games, averaging 8.9 points, 7.8 rebounds, 1.3 assists, 0.6 steals and 1.4 blocks...recorded 16 points and 10 rebounds in his NBA debut (at SAS, 10/25/23), the first time a Mavericks rookie recorded a double-double coming off the bench in their debut and the 16 points off the bench is a new franchise record for a rookie debut...recorded 14 rebounds vs. CHA (11/5/23), the most in a game by a Mavericks rookie since Dončić in 2018-19...notched a block in nine consecutive games (10/25/23-11/12/23), the longest streak by a Mavericks rookie to start a season...notched 17 points at WAS (11/15/23)...recorded a career-high 20 points vs. OKC (12/2/23)...became the first rookie in NBA history in the shot clock era to record 20-plus points and 15-plus rebounds while shooting 100-percent from the field (20 points, 16 rebounds, 9-9 FG vs. OKC, 12/2/23)...recorded a career-high 16 rebounds vs OKC (12/2/23)...became the fourth time in franchise history that a rookie recorded at least 20 points and 15 rebounds in a game vs. OKC (12/2/23)...recorded seven blocks vs. OKC (12/2/23), the second Mavericks rookie to do so (7, Bernard James, 2/22/2013)...recorded 16 points and 16 rebounds at MEM (12/11/23), becoming the third Mavericks rookie to record 15-15 multiple times in a season...tied a season-high 20 points at PHO (12/25/23), while adding 10 assists for his fifth career double-double...second rookie in NBA history to have multiple 20-point, 10-rebound games on .889 shooting or better (Buck Williams).

NOTES: Selected by Oklahoma City in the first round (12th overall pick) of the 2023 NBA Draft...draft rights traded to Dallas for Davis Bertans and the draft rights to 10th overall pick Cason Wallace (7/6/23)...spent one season at Duke...Son of Dereck Lively and Katherine Drysdale...his mother Katherine played basketball at Penn State from 1988-92 and now serves as PSU's Director of Marketing and Fan Experience...A five-star center out of Westtown School in West Chester, Pa... led Westtown to a 31-7 record and the Pennsylvania Independent Schools Athletic Association state championship in 2022...as a senior, averaged 14.0 points, 14.0 rebounds and 4.5 blocks per game...a McDonald's All-American and a First Team All-State honoree in 2022...rated as the No. 1 overall player in ESPN 100's rankings for the class of 2022...ranked No. 1 at his position (center) and No. 1 in the state of Pennsylvania by ESPN...named the Pennsylvania Gatorade Player of the Year in 2022...Also swam and played football in high school.



#88 Markieff Morris Forward/Center • 6-9 • 245 • 09/02/89 • Kansas/USA • 12 Years Pro

	GP	GS	PPG	RPG	APG	SPG	BPG	MPG	FG%	3FG%	FT%	2023-24 HIGHS				CAREER HIGHS			
2023-24	16	1	2.6	1.8	0.7	0.31	0.06	9.4	.319	.321	.750	PTS	10	at POR 12/16/23	35	vs. CLE 1/13/15			
Career	766	379	10.4	5.0	1.6	0.77	0.49	23.8	.445	.342	.778	FGM	4	at POR 12/16/23	15	vs. CLE 1/13/15			
TIMES RECORDING												2023-24 HIGHS				CAREER HIGHS			
RECORDING	POINTS				REB	AST	BLK	STL				PTS	FGM						
	10+	20+	30+		10+	10+	3+	3+					FGA						
2023-24	1	--	--	--	--	--	--	--	--	--	--		3FGM	2	3 times (@ POR, 12/16/23)	7	vs. CHI 12/21/19		
Career	401	78	4	56	--	--	19	45	49	--	--		3FGA	5	at POR 12/16/23	12	vs. CHI 12/21/19		
RECENT GAMES												2023-24 HIGHS				CAREER HIGHS			
OPPONENT	W/L	MIN	FG-A	3P-A	FT-A	OR	DR	TR	A	PF	ST	TO	BS	PTS	FTM				
1/27 vs. SAC	L														2	vs. NYK 1/11/24	15	at DEN 12/20/13	
1/26 at ATL	W														2	vs. MEM 12/11/23	9	vs. BKN 3/24/13	
1/24 vs. PHX	L														5	at POR 12/16/23	16	at MEM 1/5/18	
1/22 vs. BOS	L														5	at POR 12/16/23	17	2 times (@ MEM, 1/5/18)	
1/17 at LAL	L														4	at POR 12/16/23	8	2 times (vs. CHA, 2/23/18)	
DNP - Coach's Decision												FTA	2	2 times (vs. NYK, 1/11/24)	5	3 times (vs. ATL, 3/13/15)			
DNP - Coach's Decision												OREB	2	vs. MEM 12/11/23	6	vs. HOU 4/15/13			
DNP - Coach's Decision												DREB	5	at POR 12/16/23	44	vs. SAC 11/28/16			
DNP - Coach's Decision												TREB	5	at POR 12/16/23					
DNP - Coach's Decision												ASTS	4	at POR 12/16/23					
DNP - Coach's Decision												STLS	2	at MEM 12/11/23					
DNP - Coach's Decision												BLKS	1	at MEM 12/11/23					
DNP - Coach's Decision												MINS	21	at MEM 12/11/23					

Injury List — Missed 1 game due to Illness; Non-COVID Illness (11/3); Missed 1 game due to Illness (1/5)
DNP - Coach's Decision — 27 on the season.

2023-24 SEASON: Appeared in 16 games this season, averaging 2.6 points, 1.8 rebounds, 0.7 assists, 0.3 steals and 0.1 blocks per game...recorded a season-high 10 points at POR (12/16/23).
NOTES: Acquired by DAL with Kyrie Irving from BKN in exchange for Spencer Dinwiddie, Dorian Finney-Smith, a 2029 first-round pick and two second-round picks (2/6/23)...member of the Lakers' 2020 NBA championship team that featured Mavericks center JaVale McGee and Mavericks assistant coach Jared Dudley as teammates and Mavericks Head Coach Jason Kidd as the lead assistant coach...has now played for eight teams in 14 seasons (PHX, WAS, OKC, DET, LAL, MIA, BKN, DAL) ...selected by PHX with the 13th overall pick in the 2013 NBA Draft (same draft class as Irving, who was selected first overall by CLE)...played three seasons at Kansas (2008-11), earning Second Team All-Big 12 honors as a junior...has four brothers, including twin Marcus, who he was teammates with at Kansas, was drafted one pick after him (14th overall by HOU) in 2011, and also teamed with him on the Suns...first name is pronounced mar-KEEF.

#7 Dwight Powell Center • 6-10 • 240 • 07/20/91 • Stanford/Canada • 9 Years Pro

	GP	GS	PPG	RPG	APG	SPG	BPG	MPG	FG%	3FG%	FT%	2023-24 HIGHS				CAREER HIGHS			
2023-24	39	8	4.6	3.9	1.7	0.56	0.38	16.0	.709	.500	.753	PTS	14	vs. SAS 12/23/23	26	2 times (@ HOU, 3/11/22)			
Career	626	250	7.4	4.5	1.1	0.63	0.45	18.9	.603	.293	.742	FGM	6	at MIN 12/28/23	11	2 times (vs. LAL, 4/24/21)			
TIMES RECORDING												2023-24 HIGHS				CAREER HIGHS			
RECORDING	POINTS				REB	AST	BLK	STL				PTS	FGA						
	10+	20+	30+		10+	10+	3+	3+					3FGM						
2023-24	4	--	--	--	2	--	1	2	1	--	--		3FGA	1	2 times (@ HOU, 12/22/23)	9	at MEM 4/12/17		
Career	199	21	--	--	37	--	9	26	22	--	--		FTM	5	2 times (vs. LAC, 11/10/23)	9	2 times (vs. MIN, 4/3/19)		
RECENT GAMES												2023-24 HIGHS				CAREER HIGHS			
OPPONENT	W/L	MIN	FG-A	3P-A	FT-A	OR	DR	TR	A	PF	ST	TO	BS	PTS	FTA				
1/27 vs. SAC	L														6	3 times (vs. POR, 1/3/24)	11	vs. SAC 3/26/19	
1/26 at ATL	W														7	at MIN 12/28/23	8	at UTA 2/6/23	
1/24 vs. PHX	L														7	3 times (vs. POR, 1/5/24)	12	vs. IND 2/26/18	
1/22 vs. BOS	L														14	at MIN 12/28/23	16	at UTA 2/6/23	
1/17 at LAL	L	6:54	0-0	0-0	1-2	2	2	4	0	1	0	1	0	1	8	vs. NOP 1/13/24	8	2 times (vs. NOP, 1/13/24)	
DNP - Coach's Decision												ASTS	3	2 times (vs. NOP, 1/13/24)	5	2 times (vs. NOP, 11/27/16)			
DNP - Coach's Decision												STLS	3	2 times (vs. NOP, 1/13/24)	5	2 times (vs. NOP, 11/27/16)			
DNP - Coach's Decision												BLKS	4	at MEM 10/30/23	4	3 times (@ MEM, 10/30/23)			
DNP - Coach's Decision												MINS	34	vs. NOP 1/13/24	39	vs. SAS 3/12/19			

Injury List — Missed 3 games due to Left Eye; Corneal Abrasion (1/24 through 1/27/24)
DNP - Coach's Decision — 4 on the season.

2023-24 SEASON: Appeared in 39 games, averaging 4.6 points, 3.9 rebounds, 1.7 assists, 0.6 steals and 0.4 blocks per game...converted from behind the arc vs. BKN (10/27/23), his first 3-pointer made since 2021-22...tied a career-high with four blocks at MEM (10/30/23), the third time in his career he has had four blocks in a game (vs. SAC, 3/26/19; at CLE, 5/9/21)...recorded 10 rebounds off the bench at NOP (11/12/23), the 16th time he has recorded double-digit rebounds off the bench in his career.

NOTES: Is the longest-tenured Maverick (9th season with DAL)...moved into a tie with Shawn Bradley for ninth place on the Mavericks' all-time games played list with his 582nd appearance with the franchise vs. CHI (4/7/23)...signed to a contract extension (7/6/19)...re-signed with Dallas (7/9/23)...finished as one of five players to appear in all 82 games in 2021-22 (Saddiq Bey, Kevon Looney, Mikal Bridges, Deni Avdija)...increased his scoring average in each of his first five NBA seasons (3.1 ppg in 2014-15, 5.8 ppg in 2015-16, 6.7 ppg in 2016-17, 8.5 ppg in 2017-18, 10.6 ppg in 2018-19)...led DAL in dunks in both 2016-17 (54) and 2017-18 (96), and ranked second on the team in slams in both 2015-16 (38) and 2018-19 (99)...honored as a recipient of the NBA Cares 2019-20 End-of-Season Community Assist Award...acquired by DAL from BOS with Rajon Rondo for Brandan Wright, Jae Crowder, Jameer Nelson, a 2015 first-round pick and a 2016 second-round pick (12/18/14)...played for the World Team in the 2016 Rising Stars Challenge at All-Star Weekend (Toronto)...has competed for the Canadian national team...drafted in the second round (45th overall pick) of the 2014 NBA Draft (originally selected by CHA, draft rights traded to CLE)...named All-Pac-12 First Team as a senior at Stanford...full name is Dwight Harlan Powell.



#18 Olivier-Maxence Prosper

Forward • 6-8 • 215 • 07/03/02 • Marquette/Canada • Rookie

	GP	GS	PPG	RPG	APG	SPG	BPG	MPG	FG%	3FG%	FT%	2023-24 HIGHS		CAREER HIGHS		
2023-24	24	0	3.0	2.2	0.8	0.08	0.08	9.1	.349	.258	.704	PTS	20 at HOU 12/22/23	20 at HOU 12/22/23		
Career	24	0	3.0	2.2	0.8	0.08	0.08	9.1	.349	.258	.704	FGM	6 at HOU 12/22/23	6 at HOU 12/22/23		
TIMES RECORDING																
	POINTS			REB	AST	BLK	STL									
	10+	20+	30+	10+	10+	3+	3+	DBL-DBL	TPL-DBL							
2023-24	2	1	--	--	--	--	--	--	--							
Career	2	1	--	--	--	--	--	--	--							
RECENT GAMES																
OPPONENT	W/L	MIN	FG-A	3P-A	FT-A	OR	DR	TR	A	PF	ST	TO	BS	PTS		
1/27 vs. SAC	L		DNP - Coach's Decision													
1/26 at ATL	W		Inactive - G League on Assignment													
1/24 vs. PHX	L	4:48	0-0	0-0	0-0	0	0	0	0	0	0	0	0	0	0	
1/22 vs. BOS	L		DNP - Coach's Decision													
1/17 at LAL	L		Inactive - G League on Assignment													

DNP - Coach's Decision — 15 on the season.; Inactive - G League on Assignment — 5 on the season.

2023-24 SEASON: Appeared in 24 games, averaging 3.0 points, 2.2 rebounds, 0.8 assists, 0.1 blocks and 0.1 steals per game...made his debut against the Denver Nuggets (11/3/23)...scored his first NBA point against the Clippers (11/10/23)...recorded his first NBA field goal at NOP (11/12/23), notched six points at NOP (11/14/23), including his first career 3-pointer...recorded 11 points at MEM (12/11/23)...recorded a career high in points and rebounds at HOU (12/22/23) with 20 points (6-13 FG, 1-4 3FG, 7-9 FT) and six rebounds.

NOTES: Selected by Sacramento in the first round (24th overall pick) of the 2023 NBA Draft...draft rights traded to Dallas with Richaun Holmes for cash considerations (7/6/23)...Played two seasons at Marquette after starting his collegiate career at Clemson...Born in Montreal, Quebec and attended Lake Forest Academy (IL) before transferring to NBA Academy Latin America (Mexico City) to finish his high school career...Son of Gaetan and Guylaine Prosper who both played basketball at Concordia University in Montreal...Guylaine played for Team Canada in 1997...Sister, Cassandre, plays her college basketball at Notre Dame and is also a member of Team Canada...Name is pronounced oh-LIV-ee MAX-ahnce...goes by the nickname "O-Max."

#00 Brandon Williams

Guard • 6-1 • 190 • 11/22/99 • University of Arizona • 1 Year Pro

	GP	GS	PPG	RPG	APG	SPG	BPG	MPG	FG%	3FG%	FT%	2023-24 HIGHS		CAREER HIGHS		
** No Games Played 2023-24 Regular Season **																
** No Career Regular Season Games Played **																
TIMES RECORDING																
	POINTS			REB	AST	BLK	STL									
	10+	20+	30+	10+	10+	3+	3+	DBL-DBL	TPL-DBL							
2023-24	--	--	--	--	--	--	--	--	--							
Career	--	--	--	--	--	--	--	--	--							
RECENT GAMES																
OPPONENT	W/L	MIN	FG-A	3P-A	FT-A	OR	DR	TR	A	PF	ST	TO	BS	PTS		
** No Games **																
PTS	--														--	
FGM	--														--	
FGA	--														--	
3FGM	--														--	
3FGA	--														--	
FTM	--														--	
FTA	--														--	
OREB	--														--	
DREB	--														--	
TREB	--														--	
ASTS	--														--	
STLS	--														--	
BLKS	--														--	
MINS	--														--	

2023-24 SEASON: Appeared in six games, averaging 3.0 points, 0.8 rebounds, 1.0 assists, 0.2 steals and 0.2 blocks per game...made his season debut at UTA (1/3/24), recording four points, one rebound and one assist.

NOTES: Signed to a Two-Way contract by DAL (12/28/23)... joined the Mavericks after beginning the 2023-24 season with the G League's Osceola Magic, where he averaged 22.4 points (.479 FG%), 4.1 rebounds, 5.0 assists and 1.6 steals in 14 total games (13 starts)...played one season at Arizona and averaged 11.4 points (.377 FG%, .316 3FG%, .819 FT%), 2.8 rebounds, 3.4 assists, .8 steals and 28.2 minutes in 26 games (21 starts)...named Pac-12 All-Freshman Team Honorable Mention...was the No. 2 and No. 3 prospect in the 2018 California recruiting class, according to 247Sports and ESPN, respectively.



#3 Grant Williams Forward • 6-6 • 236 • 11/30/98 • Tennessee/USA • 4 Years Pro

	GP	GS	PPG	RPG	APG	SPG	BPG	MPG	FG%	3FG%	FT%	2023-24 HIGHS		CAREER HIGHS	
2023-24	42	30	8.5	3.6	1.8	0.50	0.60	26.5	.421	.381	.729	PTS	27 vs. SAC 1/27/24	27 vs. SAC 1/27/24	
Career	330	88	6.5	3.5	1.3	0.49	0.52	21.9	.446	.379	.768	FGM	9 vs. SAC 1/27/24	9 vs. SAC 1/27/24	
TIMES RECORDING															
	POINTS			REB	AST	BLK	STL								
	10+	20+	30+	10+	10+	3+	3+	DBL-DBL	TPL-DBL						
2023-24	15	2	--	--	--	1	2	--	--						
Career	86	6	--	5	--	6	4	4	--						
RECENT GAMES															
OPPONENT	W/L	MIN	FG-A	3P-A	FT-A	OR	DR	TR	A	PF	ST	TO	BS	PTS	
1/27 vs. SAC	L	38:22	9-16	7-10	2-2	3	5	8	3	5	3	0	1	27	
1/26 at ATL	W	28:01	3-6	1-3	2-2	0	5	5	4	4	0	1	0	9	
1/24 vs. PHX	L	11:25	3-6	2-4	0-0	0	1	1	1	3	0	3	0	8	
1/22 vs. BOS	L	17:46	1-5	0-4	0-0	0	3	3	2	1	0	0	0	2	
1/17 at LAL	L	25:42	2-6	2-6	2-2	0	3	3	2	3	0	0	0	8	
Injury List — Missed 2 games due to Right Knee; Soreness (12/6 through 12/8/23); Missed 1 game due to Right Knee; Bone Bruise (12/11); Missed 2 games due to Right Ankle; Sprain (1/5 through 1/7/24)															

2023-24 SEASON: Appeared in 42 games, averaging 8.5 points, 3.6 rebounds, 1.8 assists, 0.5 steals and 0.6 blocks...recorded four 3-pointers in the season opener, which ties for his fifth-most threes in a game for his career...converted seven 3-pointers against Chicago (11/1/23), tying his career-most 3-pointers made in a game...recorded 25 points against Chicago (11/1/23), tying his career-high points in a game...recorded multiple 3-pointers in six consecutive games from 10/30/23-11/8/23, the longest streak of games in his career for multiple 3-point makes in a game...notched a career-high seven assists at WAS (11/15/23).

NOTES: Traded from Boston to Dallas as part of a three-team sign-and-trade deal that sent second-round picks in 2025 and 2028 from San Antonio to Dallas, Reggie Bullock and a 2030 first-round pick swap from Dallas to San Antonio, a 2030 second-round pick and a 2025 second-round pick swap from Dallas to Boston, and a 2024 second-round pick from San Antonio to Boston (7/12/23)...Holds career averages of 6.2 points, 3.4 rebounds, 1.2 assists and 21.2 minutes per game in 288 games (58 starts) with Boston...Has shot 45.1% (616-1,366 FG) from the field, 37.9% (293-774 3FG) from 3-point range and 77.3% (249-322 FT) from the line...Has increased his points per game, rebounds per game, minutes per game and 3-point field goals made in each of his first four seasons...Selected by Boston in the first round (22nd overall pick) of the 2019 NBA Draft...Appeared in the NBA Playoffs in each of his four seasons with Boston, advancing to three Eastern Conference Finals (2020, 2022, 2023) and one NBA Finals (2022)...In his three seasons at Tennessee, averaged 15.7 points (.516 FG%, .758 FT%), 6.5 rebounds, 2.1 assists, 1.5 blocks, 0.9 steals and 28.9 minutes in 104 career games (101 starts)...was named the SEC Player of the Year in each of his final two seasons with the Volunteers (2018, 2019)...finished his Tennessee career ranked in the top 10 of UT's all-time career lists for blocks (3rd, 160), FTA (3rd, 661), FTM (4th, 501) and offensive rebounds (8th, 257).



DATE	OPPONENT	OVERALL REC	W/L	MAVERICKS								OPPONENTS								POINT DIFF.
				1ST	2ND	1ST HALF	3RD	4TH	2ND HALF	BIGGEST LEAD	TOTAL	1ST	2ND	1ST HALF	3RD	4TH	2ND HALF	BIGGEST LEAD	TOTAL	
10/25	at San Antonio	1-0	W	36	28	64	32	30	62	7	126	43	25	68	23	28	51	12	119	7
10/27	Brooklyn	2-0	W	26	31	57	31	37	68	5	125	25	34	59	30	31	61	7	120	5
10/30	at Memphis	3-0	W	30	37	67	30	28	58	17	125	36	25	61	25	24	49	8	110	15
11/1	Chicago	4-0	W	26	23	49	32	33	65	10	114	23	27	50	33	22	55	6	105	9
11/3	at Denver	4-1	L	24	31	55	32	27	59	4	114	40	30	70	32	23	55	20	125	-11
11/5	Charlotte	5-1	W	26	24	50	33	41	74	7	124	31	31	62	22	34	56	15	118	6
11/6	at Orlando	6-1	W	27	26	53	33	31	64	15	117	33	33	66	17	19	36	15	102	15
11/8	Toronto	6-2	L	33	25	58	30	28	58	9	116	27	35	62	37	28	65	15	127	-11
11/10	LA Clippers	7-2	W	30	47	77	38	29	67	32	144	33	18	51	38	37	75	12	126	18
11/12	at New Orleans	8-2	W	34	33	67	42	27	69	29	136	27	27	54	31	39	70	3	124	12
11/14	at New Orleans	8-3	L	26	28	54	31	25	56	5	110	33	37	70	44	17	61	33	131	-21
11/15	at Washington	9-3	W	41	30	71	33	26	59	27	130	26	25	51	32	34	66	2	117	13
11/18	at Milwaukee	9-4	L	34	24	58	40	27	67	12	125	33	27	60	29	43	72	11	132	-7
11/19	Sacramento	9-5	L	36	29	65	31	17	48	2	113	35	35	70	37	22	59	21	129	-16
11/22	at LA Lakers	10-5	W	29	33	62	29	13	42	20	104	25	21	46	25	30	55	3	101	3
11/25	at LA Clippers	10-6	L	18	27	45	17	26	43	2	88	29	27	56	23	28	51	24	107	-19
11/28	Houston	11-6	W	29	25	54	30	37	67	14	121	22	28	50	38	27	65	9	115	6
12/1	Memphis	11-7	L	20	24	44	28	22	50	3	94	28	31	59	20	29	49	21	108	-14
12/2	Oklahoma City	11-8	L	27	29	56	28	36	64	6	120	33	39	72	35	19	54	24	126	-6
12/6	Utah	12-8	W	40	34	74	35	38	73	52	147	29	22	51	23	23	46	0	97	50
12/8	at Portland	13-8	W	37	34	71	26	28	54	19	125	22	38	60	30	22	52	0	112	13
12/11	at Memphis	14-8	W	29	38	67	29	24	53	21	120	24	27	51	28	34	62	5	113	7
12/12	LA Lakers	15-8	W	34	37	71	22	34	56	15	127	26	35	61	34	30	64	4	125	2
12/14	Minnesota	15-9	L	30	30	60	22	19	41	15	101	26	33	59	28	32	60	22	119	-18
12/16	at Portland	16-9	W	36	38	74	36	21	57	18	131	39	24	63	36	21	57	8	120	11
12/18	at Denver	16-10	L	20	39	59	21	24	45	0	104	28	40	68	30	32	62	36	130	-26
12/20	LA Clippers	16-11	L	22	34	56	27	28	55	3	111	35	32	67	18	35	53	22	120	-9
12/22	at Houston	16-12	L	17	22	39	21	36	57	1	96	23	33	56	33	33	66	38	122	-26
12/23	San Antonio	17-12	W	40	32	72	45	27	72	41	144	29	37	66	20	33	53	5	119	25
12/25	at Phoenix	18-12	W	36	28	64	27	37	64	15	128	24	30	54	38	22	60	6	114	14
12/27	Cleveland	18-13	L	39	30	69	21	20	41	20	110	27	27	54	28	31	59	6	113	-3
12/28	at Minnesota	18-14	L	26	30	56	35	19	54	3	110	37	24	61	37	20	57	18	118	-8
12/30	at Golden State	19-14	W	34	29	63	38	31	69	16	132	26	28	54	35	33	68	4	122	10
1/1	at Utah	19-15	L	26	29	55	24	11	35	3	90	37	25	62	31	34	65	39	127	-37
1/3	Portland	20-15	W	35	43	78	24	24	48	38	126	25	22	47	27	23	50	0	97	29
1/5	Portland	21-15	W	38	24	62	40	34	77	39	139	26	27	53	16	34	50	5	103	36
1/7	Minnesota	22-15	W	30	30	60	31	24	55	9	115	29	27	56	26	26	52	6	108	7
1/9	Memphis	22-16	L	22	31	53	30	20	50	7	103	29	39	68	35	17	52	22	120	-17
1/11	New York	23-16	W	44	30	74	27	27	54	21	128	26	29	55	31	38	69	0	124	4
1/13	New Orleans	23-17	L	20	34	54	27	27	54	5	108	29	20	49	39	30	69	12	118	-10
1/15	New Orleans	24-17	W	33	26	59	33	33	66	16	125	17	42	59	40	21	61	10	120	5
1/17	at LA Lakers	24-18	L	26	27	53	27	30	57	7	110	32	23	55	42	30	72	24	127	-17
1/22	Boston	24-19	L	26	33	59	24	27	51	7	110	24	41	65	29	25	54	16	119	-9
1/24	Phoenix	24-20	L	34	24	58	20	31	51	16	109	25	32	57	43	32	75	29	132	-23
1/26	at Atlanta	25-20	W	27	39	66	42	40	82	11	148	31	35	66	36	41	77	6	143	5
1/27	Sacramento	25-21	L	25	24	49	26	40	66	8	115	29	34	63	31	26	57	23	120	-5
1/29	Orlando	--	--	--	--	--	--	--	--	--	--	--	--	--	--	--	--	--	--	--
1/31	at Minnesota	--	--	--	--	--	--	--	--	--	--	--	--	--	--	--	--	--	--	--
2/3	Milwaukee	--	--	--	--	--	--	--	--	--	--	--	--	--	--	--	--	--	--	--
2/5	at Philadelphia	--	--	--	--	--	--	--	--	--	--	--	--	--	--	--	--	--	--	--
2/6	at Brooklyn	--	--	--	--	--	--	--	--	--	--	--	--	--	--	--	--	--	--	--
2/8	at New York	--	--	--	--	--	--	--	--	--	--	--	--	--	--	--	--	--	--	--
2/10	Oklahoma City	--	--	--	--	--	--	--	--	--	--	--	--	--	--	--	--	--	--	--
2/12	Washington	--	--	--	--	--	--	--	--	--	--	--	--	--	--	--	--	--	--	--
2/14	San Antonio	--	--	--	--	--	--	--	--	--	--	--	--	--	--	--	--	--	--	--
2/22	Phoenix	--	--	--	--	--	--	--	--	--	--	--	--	--	--	--	--	--	--	--
2/25	at Indiana	--	--	--	--	--	--	--	--	--	--	--	--	--	--	--	--	--	--	--
2/27	at Cleveland	--	--	--	--	--	--	--	--	--	--	--	--	--	--	--	--	--	--	--
2/28	at Toronto	--	--	--	--	--	--	--	--	--	--	--	--	--	--	--	--	--	--	--
3/1	at Boston	--	--	--	--	--	--	--	--	--	--	--	--	--	--	--	--	--	--	--
3/3	Philadelphia	--	--	--	--	--	--	--	--	--	--	--	--	--	--	--	--	--	--	--
3/5	Indiana	--	--	--	--	--	--	--	--	--	--	--	--	--	--	--	--	--	--	--
3/7	Miami	--	--	--	--	--	--	--	--	--	--	--	--	--	--	--	--	--	--	--
3/9	at Detroit	--	--	--	--	--	--	--	--	--	--	--	--	--	--	--	--	--	--	--
3/11	at Chicago	--	--	--	--	--	--	--	--	--	--	--	--	--	--	--	--	--	--	--
3/13	Golden State	--	--	--	--	--	--	--	--	--	--	--	--	--	--	--	--	--	--	--
3/14	at Oklahoma City	--	--	--	--	--	--	--	--	--	--	--	--	--	--	--	--	--	--	--
3/17	Denver	--	--	--	--	--	--	--	--	--	--	--	--	--	--	--	--	--	--	--
3/19	at San Antonio	--	--	--	--	--	--	--	--	--	--	--	--	--	--	--	--	--	--	--
3/21	Utah	--	--	--	--	--	--	--	--	--	--	--	--	--	--	--	--	--	--	--
3/25	at Utah	--	--	--	--	--	--	--	--	--	--	--	--	--	--	--	--	--	--	--
3/26	at Sacramento	--	--	--	--	--	--	--	--	--	--	--	--	--	--	--	--	--	--	--
3/29	at Sacramento	--	--	--	--	--	--	--	--	--	--	--	--	--	--	--	--	--	--	--
3/31	at Houston	--	--	--	--	--	--	--	--	--	--	--	--	--	--	--	--	--	--	--
4/2	at Golden State	--	--	--	--	--	--	--	--	--	--	--	--	--	--	--	--	--	--	--
4/4	Atlanta	--	--	--	--	--	--	--	--	--	--	--	--	--	--	--	--	--	--	--
4/5	Golden State	--	--	--	--	--	--	--	--	--	--	--	--	--	--	--	--	--	--	--
4/7	Houston	--	--	--	--	--	--	--	--	--	--	--	--	--	--	--	--	--	--	--
4/9	at Charlotte	--	--	--	--	--	--	--	--	--	--	--	--	--	--	--	--	--	--	--
4/10	at Miami	--	--	--	--	--	--	--	--	--	--	--	--	--	--	--	--	--	--	--
4/12	Detroit	--	--	--	--	--	--	--	--	--	--	--	--	--	--	--	--	--	--	--
4/14	at Oklahoma City	--	--	--	--	--	--	--	--	--	--	--	--	--	--	--	--	--	--	--
2023-24 TOTALS		25-21	--	1,378	1,403	2,781	1,380	1,297	2,677	--	5,458	1,336	1,381	2,717	1,415	1,312	2,727	--	5,444	14
AVG/GAME		--	--	30.0	30.5	60.5	30.0	28.2	58.2	14.2	118.7	29.0	30.0	59.1	30.8	28.5	59.3	13.6	118.3	0.3



DATE	OPPONENT	W/L	MAVERICKS										OPPONENTS									
			BENCH PTS	AVG	INTHE PAINT	AVG	SECOND CHANCE	AVG	FAST BREAK	AVG	POINTS OFFTO	AVG	BENCH PTS	AVG	INTHE PAINT	AVG	SECOND CHANCE	AVG	FAST BREAK	AVG	POINTS OFFTO	AVG
10/25	at San Antonio	W	47	47.0	56	56.0	19	19.0	19	19.0	18	18.0	37	37.0	46	46.0	13	13.0	19	19.0	16	16.0
10/27	Brooklyn	W	41	44.0	50	53.0	11	15.0	10	14.5	16	17.0	27	32.0	42	44.0	9	11.0	20	19.5	13	14.5
10/30	at Memphis	W	39	42.3	34	46.7	12	14.0	13	14.0	11	15.0	13	25.7	52	46.7	14	12.0	14	17.7	16	15.0
11/1	Chicago	W	44	42.8	24	41.0	24	16.5	7	12.3	9	13.5	36	28.3	54	48.5	11	11.8	14	16.8	19	16.0
11/3	at Denver	L	34	41.0	40	40.8	8	14.8	9	11.6	25	15.8	24	27.4	68	52.4	20	13.4	21	17.6	21	17.0
11/5	Charlotte	W	50	42.5	50	42.3	18	15.3	15	12.2	14	15.5	22	26.5	72	55.7	14	13.5	14	17.0	10	15.8
11/6	at Orlando	W	39	42.0	38	41.7	14	15.1	18	13.0	21	16.3	43	28.9	52	55.1	15	13.7	9	15.9	21	16.6
11/8	Toronto	L	37	41.4	40	41.5	12	14.8	6	12.1	11	15.6	34	29.5	72	57.3	15	13.9	15	15.8	14	16.3
11/10	LA Clippers	W	54	42.8	50	42.4	19	15.2	15	12.4	20	16.1	52	32.0	62	57.8	20	14.6	15	15.7	13	15.9
11/12	at New Orleans	W	54	43.9	54	43.6	9	14.6	30	14.2	22	16.7	44	33.2	48	56.8	11	14.2	13	15.4	6	14.9
11/14	at New Orleans	L	56	45.0	40	43.3	20	15.1	12	14.0	10	16.1	52	34.9	60	57.1	12	14.0	46	18.2	31	16.4
11/15	at Washington	W	57	46.0	52	44.0	13	14.9	17	14.3	14	15.9	42	35.5	56	57.0	9	13.6	14	17.8	8	15.7
11/18	at Milwaukee	L	31	44.8	56	44.9	15	14.9	9	13.8	6	15.2	46	36.3	56	56.9	7	13.1	11	17.3	14	15.5
11/19	Sacramento	L	46	44.9	46	45.0	6	14.3	9	13.5	17	15.3	25	35.5	58	57.0	22	13.7	9	16.7	6	14.9
11/22	at LA Lakers	W	32	44.1	36	44.4	13	14.2	18	13.8	17	15.4	29	35.1	52	56.7	8	13.3	6	16.0	4	14.1
11/25	at LA Clippers	L	23	42.8	32	43.6	10	13.9	17	14.0	11	15.1	38	35.3	54	56.5	25	14.1	19	16.2	7	13.7
11/28	Houston	W	40	42.6	50	44.0	20	14.3	10	13.8	16	15.2	30	34.9	56	56.5	22	14.5	10	15.8	11	13.5
12/1	Memphis	L	38	42.3	40	43.8	16	14.4	18	14.0	14	15.1	58	36.2	50	56.1	19	14.8	9	15.4	19	13.8
12/2	Oklahoma City	L	23	41.3	36	43.4	8	14.1	8	13.7	23	15.5	55	37.2	42	55.4	13	14.7	17	15.5	26	14.5
12/6	Utah	W	54	42.0	56	44.0	14	14.1	31	14.6	29	16.2	44	37.6	42	54.7	14	14.7	17	15.6	9	14.2
12/8	at Portland	W	35	41.6	62	44.9	21	14.4	11	14.4	22	16.5	25	37.0	30	53.5	23	15.0	22	15.9	17	14.3
12/11	at Memphis	W	42	41.6	48	45.0	21	14.7	7	14.0	26	16.9	23	36.3	42	53.0	10	14.8	15	15.9	21	14.6
12/12	LA Lakers	W	38	41.5	42	44.9	11	14.5	16	14.1	24	17.2	29	36.0	62	53.4	16	14.9	13	15.7	11	14.5
12/14	Minnesota	L	25	40.8	58	45.4	7	14.2	14	14.1	15	17.1	56	36.8	54	53.4	14	14.8	14	15.7	16	14.5
12/16	at Portland	W	52	41.2	52	45.7	11	14.1	15	14.2	15	17.0	38	36.9	72	54.2	10	14.6	16	15.7	20	14.8
12/18	at Denver	L	34	41.0	48	45.8	14	14.1	13	14.1	11	16.8	62	37.8	60	54.4	6	14.3	32	16.3	13	14.7
12/20	LA Clippers	L	36	40.8	38	45.5	19	14.3	13	14.1	22	17.0	42	38.0	60	54.6	8	14.1	22	16.5	14	14.7
12/22	at Houston	L	65	41.6	50	45.6	11	14.1	26	14.5	20	17.1	42	38.1	66	55.0	17	14.2	29	17.0	12	14.6
12/23	San Antonio	W	37	41.5	54	45.9	23	14.4	13	14.4	15	17.0	49	38.5	50	54.8	8	14.0	24	17.2	14	14.6
12/25	at Phoenix	W	10	40.4	50	46.1	10	14.3	12	14.4	22	17.2	30	38.2	46	54.5	14	14.0	20	17.3	9	14.4
12/27	Cleveland	L	28	40.0	52	46.3	12	14.2	26	14.7	15	17.1	47	38.5	46	54.3	15	14.0	14	17.2	12	14.3
12/28	at Minnesota	L	57	40.6	38	46.0	16	14.3	9	14.6	29	17.5	22	38.0	34	53.6	15	14.0	13	17.1	22	14.5
12/30	at Golden State	W	46	40.7	44	45.9	11	14.2	21	14.8	15	17.4	37	38.0	52	53.6	15	14.1	20	17.2	10	14.4
1/1	at Utah	L	37	40.6	48	46.0	10	14.1	6	14.5	8	17.1	56	38.5	66	53.9	15	14.1	15	17.1	18	14.5
1/3	Portland	W	43	40.7	52	46.2	9	13.9	28	14.9	27	17.4	55	39.0	36	53.4	15	14.1	14	17.0	7	14.3
1/5	Portland	W	64	41.3	64	46.7	8	13.8	36	15.5	20	17.5	36	38.9	44	53.2	21	14.3	12	16.9	21	14.5
1/7	Minnesota	W	21	40.8	44	46.6	24	14.0	7	15.2	17	17.5	28	38.6	50	53.1	21	14.5	12	16.7	11	14.4
1/9	Memphis	L	24	40.3	46	46.6	8	13.9	17	15.3	21	17.6	43	38.7	56	53.2	21	14.7	16	16.7	17	14.4
1/11	New York	W	21	39.8	40	46.4	13	13.8	25	15.5	23	17.7	25	38.4	56	53.2	11	14.6	6	16.4	13	14.4
1/13	New Orleans	L	16	39.3	40	46.3	17	13.9	9	15.4	17	17.7	32	38.2	50	53.2	24	14.8	10	16.3	16	14.5
1/15	New Orleans	W	19	38.8	34	46.0	17	14.0	6	15.1	12	17.6	39	38.2	60	53.3	8	14.6	15	16.2	16	14.5
1/17	at LA Lakers	L	29	38.5	46	46.0	14	14.0	7	15.0	8	17.3	22	37.8	62	53.5	14	14.6	32	16.6	20	14.6
1/22	Boston	L	29	38.3	50	46.0	10	13.9	18	15.0	6	17.1	12	37.2	42	53.3	11	14.5	15	16.6	10	14.5
1/24	Phoenix	L	45	38.5	48	46.1	11	13.8	6	14.8	18	17.1	31	37.1	58	53.4	12	14.5	24	16.8	21	14.7
1/26	at Atlanta	W	34	38.4	56	46.3	10	13.8	23	15.0	10	16.9	40	37.2	60	53.5	18	14.6	16	16.7	20	14.8
1/27	Sacramento	L	33	38.2	44	46.3	16	13.8	21	15.1	22	17.0	16	36.7	54	53.5	9	14.4	17	16.7	15	14.8
1/29	Orlando	--	--	--	--	--	--	--	--	--	--	--	--	--	--	--	--	--	--	--	--	--
1/31	at Minnesota	--	--	--	--	--	--	--	--	--	--	--	--	--	--	--	--	--	--	--	--	--
2/3	Milwaukee	--	--	--	--	--	--	--	--	--	--	--	--	--	--	--	--	--	--	--	--	--
2/5	at Philadelphia	--	--	--	--	--	--	--	--	--	--	--	--	--	--	--	--	--	--	--	--	--
2/6	at Brooklyn	--	--	--	--	--	--	--	--	--	--	--	--	--	--	--	--	--	--	--	--	--
2/8	at New York	--	--	--	--	--	--	--	--	--	--	--	--	--	--	--	--	--	--	--	--	--
2/10	Oklahoma City	--	--	--	--	--	--	--	--	--	--	--	--	--	--	--	--	--	--	--	--	--
2/12	Washington	--	--	--	--	--	--	--	--	--	--	--	--	--	--	--	--	--	--	--	--	--
2/14	San Antonio	--	--	--	--	--	--	--	--	--	--	--	--	--	--	--	--	--	--	--	--	--
2/22	Phoenix	--	--	--	--	--	--	--	--	--	--	--	--	--	--	--	--	--	--	--	--	--
2/25	at Indiana	--	--	--	--	--	--	--	--	--	--	--	--	--	--	--	--	--	--	--	--	--
2/27	at Cleveland	--	--	--	--	--	--	--	--	--	--	--	--	--	--	--	--	--	--	--	--	--
2/28	at Toronto	--	--	--	--	--	--	--	--	--	--	--	--	--	--	--	--	--	--	--	--	--
3/1	at Boston	--	--	--	--	--	--	--	--	--	--	--	--	--	--	--	--	--	--	--	--	--
3/3	Philadelphia	--	--	--	--	--	--	--	--	--	--	--	--	--	--	--	--	--	--	--	--	--
3/5	Indiana	--	--	--	--	--	--	--	--	--	--	--	--	--	--	--	--	--	--	--	--	--
3/7	Miami	--	--	--	--	--	--	--	--	--	--	--	--	--	--	--	--	--	--	--	--	--
3/9	at Detroit	--	--	--	--	--	--	--	--	--	--	--	--	--	--	--	--	--	--	--	--	--
3/11	at Chicago	--	--	--	--	--	--	--	--	--	--	--	--	--	--	--	--	--	--	--	--	--
3/13	Golden State	--	--	--	--	--	--	--	--	--	--	--	--	--	--	--	--	--	--	--	--	--
3/14	at Oklahoma City	--	--	--	--	--	--	--	--	--	--	--	--	--	--	--	--	--	--	--	--	--
3/17	Denver	--	--	--	--	--	--	--	--	--	--	--	--	--	--	--	--	--	--	--	--	--
3/19	at San Antonio	--	--	--	--	--	--	--	--	--	--	--	--	--	--	--	--	--	--	--	--	--
3/21	Utah	--	--	--	--	--	--	--	--	--	--	--	--	--	--	--	--	--	--	--	--	--
3/25	at Utah	--	--	--	--	--	--	--	--	--	--	--	--	--	--	--	--	--	--	--	--	--
3/26	at Sacramento	--	--	--	--	--	--	--	--	--	--	--	--	--	--	--	--	--	--	--	--	--
3/29	at Sacramento	--	--	--	--	--	--	--	--	--	--	--	--	--	--	--	--	--	--	--	--	--
3/31	at Houston	--																				

2023-24 REGULAR SEASON GAME-BY-GAME STATS

DATE	GAME	W/L	FG	FGA	PCT	3FG	3FGA	PCT	FT	FTA	PCT	OR	DR	REB	AST	PF	ST	TO	BS	PTS
10/25	Mavericks	W	47	99	0.475	15	47	0.319	17	23	0.739	13	35	48	24	20	6	12	3	126
18,947	at Spurs		46	89	0.517	11	35	0.314	16	22	0.727	9	36	45	33	23	8	19	5	119
10/27	Mavericks	W	44	91	0.484	15	36	0.417	22	28	0.786	8	32	40	20	15	5	9	2	125
20,238	vs. Nets		45	92	0.489	21	43	0.488	9	10	0.900	10	37	47	30	28	5	16	4	120
10/30	Mavericks	W	42	84	0.500	23	47	0.489	18	24	0.750	6	42	48	24	17	4	15	7	125
15,031	at Grizzlies		42	92	0.457	14	37	0.378	12	20	0.600	10	34	44	22	22	9	12	4	110
11/1	Mavericks	W	37	81	0.457	20	48	0.417	20	28	0.714	13	32	45	23	11	7	15	2	114
20,103	vs. Bulls		42	89	0.472	11	33	0.333	10	11	0.909	12	31	43	19	23	10	13	3	105
11/3	Mavericks	L	41	86	0.477	17	42	0.405	15	17	0.882	10	24	34	27	19	12	15	6	114
19,729	at Nuggets		49	93	0.527	13	30	0.433	14	19	0.737	19	32	51	33	17	11	20	6	125
11/5	Mavericks	W	43	91	0.473	14	42	0.333	24	32	0.750	9	38	47	31	19	3	11	6	124
20,052	vs. Hornets		49	99	0.495	8	30	0.267	12	21	0.571	10	33	43	30	25	5	9	2	118
11/6	Mavericks	W	41	82	0.500	15	40	0.375	20	28	0.714	5	26	31	21	20	9	15	6	117
19,409	at Magic		40	85	0.471	8	27	0.296	14	18	0.778	6	32	38	27	24	6	21	4	102
11/8	Mavericks	L	40	84	0.476	17	41	0.415	19	31	0.613	6	32	38	25	21	4	16	6	116
20,063	vs. Raptors		49	99	0.495	11	36	0.306	18	27	0.667	15	35	50	27	25	10	12	4	127
11/10	Mavericks	W	51	98	0.520	19	42	0.452	23	26	0.885	15	26	41	30	23	7	9	1	144
20,377	vs. Clippers		43	88	0.489	8	27	0.296	32	36	0.889	19	28	47	21	27	7	14	2	126
11/12	Mavericks	W	50	102	0.490	20	53	0.377	16	21	0.762	8	34	42	29	19	7	6	6	136
16,302	at Pelicans		47	92	0.511	17	36	0.472	13	22	0.591	13	41	54	31	20	2	18	3	124
11/14	Mavericks	L	38	90	0.422	14	42	0.333	20	26	0.769	16	29	45	25	16	4	20	3	110
16,354	at Pelicans		49	94	0.521	14	38	0.368	19	26	0.731	12	30	42	33	20	17	13	6	131
11/15	Mavericks	W	48	92	0.522	17	42	0.405	17	29	0.586	9	37	46	32	16	6	10	4	130
16,632	at Wizards		43	89	0.483	12	36	0.333	19	23	0.826	8	38	46	23	22	6	12	1	117
11/18	Mavericks	L	51	103	0.495	16	47	0.340	7	10	0.700	11	38	49	27	16	1	12	2	125
18,128	at Bucks		49	94	0.521	17	45	0.378	17	20	0.850	5	36	41	29	16	8	7	3	132
11/19	Mavericks	L	41	88	0.466	12	34	0.353	19	26	0.731	11	29	40	23	15	8	10	2	113
20,211	vs. Kings		48	90	0.533	17	40	0.425	16	21	0.762	14	34	48	34	20	9	13	3	129
11/22	Mavericks	W	38	96	0.396	16	50	0.320	12	16	0.750	11	37	48	21	18	5	4	4	104
18,997	at Lakers		39	84	0.464	11	29	0.379	12	19	0.632	9	42	51	26	17	1	13	2	101
11/25	Mavericks	L	34	91	0.374	9	38	0.237	11	14	0.786	10	27	37	17	24	6	9	5	88
19,370	at Clippers		38	88	0.432	8	29	0.276	23	31	0.742	17	40	57	25	16	2	13	6	107
11/28	Mavericks	W	42	89	0.472	12	34	0.353	25	29	0.862	9	29	38	25	25	5	7	4	121
20,103	vs. Rockets		42	85	0.494	8	29	0.276	23	29	0.793	10	30	40	33	27	2	12	6	115
12/1	Mavericks	L	34	92	0.370	12	39	0.308	14	21	0.667	13	29	42	27	13	9	12	5	94
20,150	vs. Grizzlies		44	90	0.489	11	34	0.324	9	11	0.818	13	39	52	27	23	8	15	12	108
12/2	Mavericks	L	39	87	0.448	19	52	0.365	23	35	0.657	15	32	47	26	21	5	16	12	120
20,277	vs. Thunder		44	100	0.440	20	44	0.455	18	22	0.818	16	34	50	24	8	13	5	5	126
12/6	Mavericks	W	56	101	0.554	22	49	0.449	13	19	0.684	11	36	47	37	14	11	8	5	147
19,877	vs. Jazz		35	87	0.402	12	33	0.364	15	18	0.833	11	32	43	22	20	6	19	3	97
12/8	Mavericks	W	47	91	0.516	12	39	0.308	19	22	0.864	9	33	42	26	23	8	15	5	125
18,762	at Trail Blazers		39	105	0.371	18	53	0.340	16	18	0.889	18	30	48	20	24	9	15	1	112
12/11	Mavericks	W	43	86	0.500	17	40	0.425	17	19	0.895	10	33	43	27	17	8	17	9	120
16,379	at Grizzlies		41	89	0.461	18	44	0.409	13	16	0.813	10	28	38	26	19	9	18	5	113
12/12	Mavericks	W	44	89	0.494	21	43	0.488	18	21	0.857	12	24	36	28	17	7	10	5	127
20,377	vs. Lakers		49	91	0.538	15	29	0.517	12	18	0.667	10	30	40	34	20	4	15	4	125
12/14	Mavericks	L	39	83	0.470	7	32	0.219	16	18	0.889	4	30	34	21	19	6	16	2	101
20,177	vs. Timberwolves		44	88	0.500	14	31	0.452	17	25	0.680	12	33	45	30	19	9	17	4	119
12/16	Mavericks	W	48	97	0.495	16	47	0.340	19	21	0.905	11	36	47	27	17	7	13	2	131
18,439	at Trail Blazers		47	94	0.500	7	32	0.219	19	22	0.864	10	34	44	17	21	8	11	2	120
12/18	Mavericks	L	41	92	0.446	13	38	0.342	9	19	0.474	15	28	43	19	20	2	11	0	104
19,659	at Nuggets		49	87	0.563	14	26	0.538	18	22	0.818	9	37	46	29	19	7	9	4	130
12/20	Mavericks	L	39	91	0.429	14	43	0.326	19	27	0.704	13	23	36	23	19	8	8	3	111
20,310	vs. Clippers		43	77	0.558	11	31	0.355	23	25	0.920	7	37	44	27	22	6	14	4	120
12/22	Mavericks	L	35	101	0.347	7	40	0.175	19	26	0.731	14	33	47	18	17	10	12	1	96
18,055	at Rockets		46	95	0.484	11	38	0.289	19	23	0.826	12	51	63	21	22	7	17	3	122
12/23	Mavericks	W	52	100	0.520	23	45	0.511	17	21	0.810	11	41	52	26	18	7	13	6	144
20,409	vs. Spurs		44	98	0.449	14	45	0.311	17	24	0.708	8	34	42	32	16	9	10	3	119
12/25	Mavericks	W	45	84	0.536	16	44	0.364	22	30	0.733	8	30	38	28	20	7	11	6	128
17,071	at Suns		40	90	0.444	14	41	0.341	20	25	0.800	14	33	47	28	21	5	16	2	114
12/27	Mavericks	L	39	88	0.443	10	37	0.270	22	26	0.846	7	30	37	21	21	12	10	7	110
20,377	vs. Cavaliers		40	92	0.435	17	43	0.395	16	23	0.696	18	39	57	33	21	7	16	4	113
12/28	Mavericks	L	40	90	0.444	14	33	0.424	16	19	0.842	13	26	39	29	27	9	18	3	110
18,024	at Timberwolves		38	74	0.514	17	33	0.515	25	34	0.735	6	32	38	23	21	9	22	10	118
12/30	Mavericks	W	49	88	0.557	16	40	0.400	18	22	0.818	6	37	43	25	14	5	9	2	132
18,064	at Warriors																			

DATE	GAME	W/L	FG	FGA	PCT	3FG	3FGA	PCT	FT	FTA	PCT	OR	DR	REB	AST	PF	ST	TO	BS	PTS
1/22	Mavericks vs. Celtics	L	43	97	0.443	14	40	0.350	10	14	0.714	10	38	48	24	20	4	10	4	110
20,277			41	88	0.466	15	46	0.326	22	30	0.733	5	39	44	26	20	7	6	8	119
1/24	Mavericks vs. Suns	L	41	89	0.461	17	43	0.395	10	18	0.556	10	23	33	25	16	4	14	3	109
20,202			51	85	0.600	14	34	0.412	16	22	0.727	11	38	49	30	20	10	16	4	132
1/26	Mavericks vs. Kings	W	51	85	0.600	19	35	0.543	27	32	0.844	6	31	37	28	25	3	13	5	148
16,149			51	97	0.526	15	34	0.441	26	30	0.867	12	24	36	32	24	7	7	2	143
1/27	Mavericks vs. Kings	L	43	98	0.439	16	46	0.348	13	18	0.722	13	30	43	35	24	7	10	2	115
20,373			43	80	0.538	11	30	0.367	23	30	0.767	6	33	39	27	20	4	14	10	120
1/29	Mavericks vs. Magic	--	--	--	--	--	--	--	--	--	--	--	--	--	--	--	--	--	--	--
1/31	Mavericks at Timberwolves	--	--	--	--	--	--	--	--	--	--	--	--	--	--	--	--	--	--	--
2/3	Mavericks vs. Bucks	--	--	--	--	--	--	--	--	--	--	--	--	--	--	--	--	--	--	--
2/5	Mavericks at 76ers	--	--	--	--	--	--	--	--	--	--	--	--	--	--	--	--	--	--	--
2/6	Mavericks at Nets	--	--	--	--	--	--	--	--	--	--	--	--	--	--	--	--	--	--	--
2/8	Mavericks at Knicks	--	--	--	--	--	--	--	--	--	--	--	--	--	--	--	--	--	--	--
2/10	Mavericks vs. Thunder	--	--	--	--	--	--	--	--	--	--	--	--	--	--	--	--	--	--	--
2/12	Mavericks vs. Wizards	--	--	--	--	--	--	--	--	--	--	--	--	--	--	--	--	--	--	--
2/14	Mavericks vs. Spurs	--	--	--	--	--	--	--	--	--	--	--	--	--	--	--	--	--	--	--
2/22	Mavericks vs. Suns	--	--	--	--	--	--	--	--	--	--	--	--	--	--	--	--	--	--	--
2/25	Mavericks at Pacers	--	--	--	--	--	--	--	--	--	--	--	--	--	--	--	--	--	--	--
2/27	Mavericks at Cavaliers	--	--	--	--	--	--	--	--	--	--	--	--	--	--	--	--	--	--	--
2/28	Mavericks at Raptors	--	--	--	--	--	--	--	--	--	--	--	--	--	--	--	--	--	--	--
3/1	Mavericks at Celtics	--	--	--	--	--	--	--	--	--	--	--	--	--	--	--	--	--	--	--
3/3	Mavericks vs. 76ers	--	--	--	--	--	--	--	--	--	--	--	--	--	--	--	--	--	--	--
3/5	Mavericks vs. Pacers	--	--	--	--	--	--	--	--	--	--	--	--	--	--	--	--	--	--	--
3/7	Mavericks vs. Heat	--	--	--	--	--	--	--	--	--	--	--	--	--	--	--	--	--	--	--
3/9	Mavericks at Pistons	--	--	--	--	--	--	--	--	--	--	--	--	--	--	--	--	--	--	--
3/11	Mavericks at Bulls	--	--	--	--	--	--	--	--	--	--	--	--	--	--	--	--	--	--	--
3/13	Mavericks vs. Warriors	--	--	--	--	--	--	--	--	--	--	--	--	--	--	--	--	--	--	--
3/14	Mavericks at Thunder	--	--	--	--	--	--	--	--	--	--	--	--	--	--	--	--	--	--	--
3/17	Mavericks vs. Nuggets	--	--	--	--	--	--	--	--	--	--	--	--	--	--	--	--	--	--	--
3/19	Mavericks at Spurs	--	--	--	--	--	--	--	--	--	--	--	--	--	--	--	--	--	--	--
3/21	Mavericks vs. Jazz	--	--	--	--	--	--	--	--	--	--	--	--	--	--	--	--	--	--	--
3/25	Mavericks at Jazz	--	--	--	--	--	--	--	--	--	--	--	--	--	--	--	--	--	--	--
3/26	Mavericks at Kings	--	--	--	--	--	--	--	--	--	--	--	--	--	--	--	--	--	--	--
3/29	Mavericks at Kings	--	--	--	--	--	--	--	--	--	--	--	--	--	--	--	--	--	--	--
3/31	Mavericks at Rockets	--	--	--	--	--	--	--	--	--	--	--	--	--	--	--	--	--	--	--
4/2	Mavericks at Warriors	--	--	--	--	--	--	--	--	--	--	--	--	--	--	--	--	--	--	--
4/4	Mavericks vs. Hawks	--	--	--	--	--	--	--	--	--	--	--	--	--	--	--	--	--	--	--
4/5	Mavericks vs. Warriors	--	--	--	--	--	--	--	--	--	--	--	--	--	--	--	--	--	--	--
4/7	Mavericks vs. Rockets	--	--	--	--	--	--	--	--	--	--	--	--	--	--	--	--	--	--	--
4/9	Mavericks at Hornets	--	--	--	--	--	--	--	--	--	--	--	--	--	--	--	--	--	--	--
4/10	Mavericks at Heat	--	--	--	--	--	--	--	--	--	--	--	--	--	--	--	--	--	--	--
4/12	Mavericks vs. Pistons	--	--	--	--	--	--	--	--	--	--	--	--	--	--	--	--	--	--	--
4/14	Mavericks at Thunder	--	--	--	--	--	--	--	--	--	--	--	--	--	--	--	--	--	--	--
TOTALS		46	1,972	4,172	0.473	702	1,890	0.371	812	1,072	0.757	473	1,448	1,921	1,172	878	303	559	202	5,458
OPPONENTS		46	2,016	4,155	0.485	606	1,654	0.366	806	1,055	0.764	529	1,587	2,116	1,262	981	331	650	185	5,444



MAVERICKS RECORD WHEN...	OVERALL	HOME	ROAD
Outrebounding opponent	10-4	4-2	6-2
Outrebounded by opponent	15-16	9-9	6-7
Tied in Rebounding	0-1	0-1	0-0
Shooting better than opponent	15-2	7-2	8-0
Shooting worse than opponent	10-19	6-10	4-9
Shooting same than opponent	0-0	0-0	0-0
More FTM than opponent	17-8	8-6	9-2
Less FTM than opponent	5-12	4-6	1-6
Same FTM than opponent	3-1	1-0	2-1
More 3FGM than opponent	20-8	11-6	9-2
Less 3FGM than opponent	4-12	1-6	3-6
Same 3FGM than opponent	1-1	1-0	0-1
More assists than opponent	12-3	7-2	5-1
Less assists than opponent	11-17	5-9	6-8
Same assists than opponent	2-1	1-1	1-0
More turnovers than opponent	6-9	3-4	3-5
Less turnovers than opponent	16-11	9-7	7-4
Same turnovers than opponent	3-1	1-1	2-0
Bench outscores opponent bench	17-10	8-5	9-5
Opponent bench outscores DAL	8-11	5-7	3-4
Bench scoring equal	0-0	0-0	0-0
Scoring less than 80 points	0-0	0-0	0-0
Scoring between 80-89 points	0-1	0-0	0-1
Scoring between 90-99 points	0-3	0-1	0-2
Scoring between 100-109	1-5	0-4	1-1
Scoring 110 or more points	24-12	13-7	11-5
Opponent scores less than 80	0-0	0-0	0-0
Opponent scores between 80-89	0-0	0-0	0-0
Opponent scores between 90-99	2-0	2-0	0-0
Opponent scores between 100-109	5-2	3-1	2-1
Opponent scores 110 or more	18-19	8-11	10-8

	NUMBER OF TIMES RECORDING			POINTS			REB	AST	BLK	STL	DD	TD
	10+	20+	30+	10+	10+	3+	10+	10+	3+			
Greg Brown III	--	--	--	--	--	1	--	--	--	--	--	--
Seth Curry	6	--	--	--	--	--	--	--	1	--	--	--
Dexter Dennis	1	--	--	--	--	--	--	--	--	--	--	--
Luka Dončić	39	36	30	16	18	1	4	25	9	--	--	--
Danté Exum	12	3	--	--	--	--	--	1	--	--	--	--
Josh Green	14	1	--	--	--	--	--	2	--	--	--	--
Tim Hardaway Jr.	38	14	5	--	--	--	--	1	--	--	--	--
Jaden Hardy	10	--	--	--	--	--	--	1	--	--	--	--
Richaun Holmes	1	--	--	1	--	--	--	--	--	--	--	--
Kyrie Irving	27	20	7	--	3	--	5	3	--	--	--	--
Derrick Jones Jr.	20	5	--	2	--	4	3	2	--	--	--	--
Maxi Kleber	--	--	--	--	--	--	--	--	--	--	--	--
AJ Lawson	3	--	--	--	--	--	1	--	--	--	--	--
Dereck Lively II	15	2	--	12	--	4	--	7	--	--	--	--
Markieff Morris	1	--	--	--	--	--	--	--	--	--	--	--
Dwight Powell	4	--	--	2	--	1	2	1	--	--	--	--
Olivier-Maxence Prosper	2	1	--	--	--	--	--	--	--	--	--	--
Brandon Williams	--	--	--	--	--	--	--	--	--	--	--	--
Grant Williams	15	2	--	--	--	1	2	--	--	--	--	--

	NUMBER OF TIMES LEADING TEAM IN... (INCLUDES TIES)					
	PTS	REB	AST	BLK	STL	MIN
Greg Brown III	--	--	--	3	--	--
Seth Curry	--	--	--	1	3	--
Dexter Dennis	--	--	1	2	--	--
Luka Dončić	32	19	36	10	15	30
Danté Exum	--	1	4	3	2	1
Josh Green	--	--	1	3	7	2
Tim Hardaway Jr.	3	1	--	1	3	1
Jaden Hardy	--	1	3	2	3	1
Richaun Holmes	--	1	--	3	--	--
Kyrie Irving	9	5	7	4	11	9
Derrick Jones Jr.	1	2	--	17	10	--
Maxi Kleber	--	--	--	5	1	--
AJ Lawson	--	--	--	1	1	--
Dereck Lively II	--	14	--	20	5	--
Markieff Morris	--	--	--	1	1	--
Dwight Powell	--	5	2	9	3	--
Olivier-Maxence Prosper	1	--	--	1	--	1
Brandon Williams	--	--	--	--	--	--
Grant Williams	2	2	1	15	3	1

STARTING LINEUPS							
LAST USED	GAME	FORWARD	FORWARD	CENTER	GUARD	GUARD	RECORD
10/25/23	at Spurs	D. Jones Jr.	G. Williams	M. Kleber	L. Dončić	K. Irving	1-0
11/08/23	vs. Raptors	D. Jones Jr.	G. Williams	D. Powell	K. Irving	L. Dončić	0-1
11/22/23	at Lakers	D. Jones Jr.	G. Williams	D. Lively II	K. Irving	L. Dončić	6-4
11/25/23	at Clippers	D. Jones Jr.	G. Williams	R. Holmes	K. Irving	L. Dončić	0-1
11/28/23	vs. Rockets	J. Green	G. Williams	D. Lively II	K. Irving	L. Dončić	1-0
12/01/23	vs. Grizzlies	D. Jones Jr.	G. Williams	D. Lively II	J. Green	K. Irving	0-1
12/02/23	vs. Thunder	D. Jones Jr.	G. Williams	D. Lively II	S. Curry	L. Dončić	0-1
12/11/23	at Grizzlies	D. Exum	D. Jones Jr.	D. Lively II	S. Curry	L. Dončić	1-0
12/12/23	vs. Lakers	D. Exum	G. Williams	D. Lively II	S. Curry	L. Dončić	1-0
12/16/23	at Trail Blazers	D. Jones Jr.	G. Williams	D. Lively II	D. Exum	L. Dončić	1-1
12/20/23	vs. Clippers	D. Jones Jr.	G. Williams	D. Powell	D. Exum	L. Dončić	0-2
12/22/23	at Rockets	D. Jones Jr.	G. Williams	M. Morris	J. Hardy	T. Hardaway Jr.	0-1
12/23/23	vs. Spurs	T. Hardaway Jr.	D. Jones Jr.	G. Williams	D. Exum	L. Dončić	1-0
12/27/23	vs. Cavaliers	T. Hardaway Jr.	D. Jones Jr.	D. Lively II	D. Exum	L. Dončić	1-1
12/28/23	at Timberwolves	D. Jones Jr.	G. Williams	D. Lively II	J. Hardy	D. Exum	0-1
12/30/23	at Warriors	D. Exum	D. Jones Jr.	D. Lively II	J. Hardy	L. Dončić	1-0
01/01/24	at Jazz	D. Exum	D. Jones Jr.	D. Lively II	K. Irving	L. Dončić	2-1
01/05/24	vs. Trail Blazers	J. Green	D. Jones Jr.	D. Powell	J. Hardy	K. Irving	1-0
01/09/24	vs. Grizzlies	J. Green	D. Jones Jr.	D. Powell	K. Irving	L. Dončić	1-1
01/13/24	vs. Pelicans	J. Green	D. Jones Jr.	D. Powell	T. Hardaway Jr.	K. Irving	1-1
01/15/24	vs. Pelicans	J. Green	M. Kleber	D. Lively II	T. Hardaway Jr.	K. Irving	1-0
01/17/24	at Lakers	T. Hardaway Jr.	D. Jones Jr.	D. Lively II	L. Dončić	K. Irving	0-1
01/22/24	vs. Celtics	J. Green	D. Jones Jr.	D. Lively II	K. Irving	L. Dončić	1-1
01/26/24	at Hawks	D. Jones Jr.	G. Williams	D. Lively II	J. Green	L. Dončić	4-1
01/27/24	vs. Kings	J. Green	G. Williams	D. Lively II	J. Hardy	L. Dončić	0-1



GAMES MISSED DUE TO INJURIES/SUSPENSIONS			
NAME	INJURY/ILLNESS	DATES OUT	GAMES MISSED
Seth Curry	Right Hip; Soreness	11/19	1
	Illness; Non-COVID Illness	12/14	1
	Illness	12/30	1
Luka Dončić	Left Ankle; Sprain	1/22	1
	Left Calf; Strain	10/25	1
	Left Quad; Strain	12/22	1
	Left Quad; Soreness	12/28	1
	Right Ankle; Swelling	1/5	1
Danté Exum	Right Ankle; Sprain	1/11 through 1/15/24	3
	Left Lower Leg; Contusion	12/22	1
	Right Heel; Contusion	1/3 through 1/5/24	2
	Right Plantar Fascia; Sprain	1/7	1
Josh Green	Right Plantar; Sprain	1/9 through 1/22/24	6
	Right Knee; Soreness	1/27	1
	Right Elbow; Sprain	12/2 through 12/27/23	13
Tim Hardaway Jr.	Illness	1/17	1
	Back; Spasms	12/1 through 12/2/23; 12/11	3
Richaun Holmes	Illness; Non-COVID Illness	12/16	1
Kyrie Irving	Left Foot; Sprain	10/30 through 11/1/23; 11/15	3
	Right Foot; Soreness	12/2	1
	Right Heel; Contusion	12/11 through 12/30/23	12
	Right Thumb; Sprain	1/24 through 1/27/24	3
Derrick Jones Jr.	Left Quad; Contusion	12/12	1
	Right Calf; Contusion	1/15	1
	Left Wrist; Sprain	1/27	1
Maxi Kleber	Right Small Toe; Dislocation	11/3 through 11/6/23; 11/10/23 through 1/11/24; 1/26	35
Dereck Lively II	Illness; Non-COVID	11/8	1
	Low Back; Contusion	11/25	1
	Left Ankle; Sprain	12/18 through 12/23/23; 1/5 through 1/13/24	9
Markieff Morris	Illness; Non-COVID Illness	11/3	1
	Illness	1/5	1
Dwight Powell	Left Eye; Corneal Abrasion	1/24 through 1/27/24	3
Grant Williams	Right Knee; Soreness	12/6 through 12/8/23	2
	Right Knee; Bone Bruise	12/11	1
	Right Ankle; Sprain	1/5 through 1/7/24	2
TOTAL GAMES MISSED			118

	DALLAS MAVERICKS		OPPONENTS	
Points	73	Luka Dončić at ATL 1/26/24	46	Devin Booker vs. PHX 1/24/24
Points in a Quarter	23	Luka Dončić (2nd) at ATL 1/26/24	23	LaMelo Ball (4th) vs. CHA 11/5/23
Points in a Half	41	Luka Dončić (1st) at ATL 1/26/24	30	Devin Booker (2nd) vs. PHX 1/24/24
Field Goals	25	Luka Dončić at ATL 1/26/24	18	Giannis Antetokounmpo at MIL 11/18/23
Field Goal Attempts	33	Luka Dončić at ATL 1/26/24	29	Jaren Jackson Jr. at MEM 12/11/23
Field Goal Percentage	1.000	Dereck Lively II (9-9) vs. OKC 12/2/23	1.000	Mark Williams (8-8) vs. CHA 11/5/23
3-PT Field Goal	9	Tim Hardaway Jr. vs. NOP 1/15/24	8	Grayson Allen at PHX 12/25/23
	9	Luka Dončić vs. BKN 10/27/23		
3-PT FG Attempts	16	Luka Dončić at PHX 12/25/23	17	Grayson Allen at PHX 12/25/23
3-PT FG Percentage	1.000	Danté Exum (2-2) at ATL 1/26/24	1.000	Jamal Murray (4-4) at DEN 12/18/23
	1.000	Derrick Jones Jr. (2-2) at LAL 1/17/24		
	1.000	Grant Williams (2-2) at GSW 12/30/23		
	1.000	Danté Exum (2-2) vs. SAS 12/23/23		
	1.000	Danté Exum (2-2) at POR 12/8/23		
	1.000	Seth Curry (2-2) at WAS 11/15/23		
	1.000	Josh Green (2-2) at SAS 10/25/23		
Free Throws	15	Luka Dončić at ATL 1/26/24	15	Jayson Tatum vs. BOS 1/22/24
Free Throw Attempts	16	Luka Dončić at ATL 1/26/24	19	Jayson Tatum vs. BOS 1/22/24
Free Throw Percentage	1.000	Luka Dončić (12-12) at PHX 12/25/23	1.000	Kawhi Leonard (8-8) vs. LAC 11/10/23
Offensive Rebounds	7	Dereck Lively II vs. NOP 1/15/24	9	Jarrett Allen vs. CLE 12/27/23
	7	Dwight Powell at MIN 12/28/23		
	7	Dereck Lively II vs. CHI 11/1/23		
Defensive Rebounds	13	Luka Dončić vs. BOS 1/22/24	15	Nikola Vučević vs. CHI 11/1/23
	13	Luka Dončić at LAL 1/17/24		
	13	Dereck Lively II at GSW 12/30/23		
	13	Luka Dončić vs. OKC 12/2/23		
Total Rebounds	18	Luka Dončić vs. BOS 1/22/24	23	Jarrett Allen vs. CLE 12/27/23
Assists	18	Luka Dončić vs. OKC 12/2/23	13	LaMelo Ball vs. CHA 11/5/23
			13	Jamal Murray at DEN 11/3/23
Steals	4	Kyrie Irving vs. MEM 1/9/24	5	Shai Gilgeous-Alexander vs. OKC 12/2/23
	4	Luka Dončić at PHX 12/25/23	5	Herb Jones at NOP 11/14/23
	4	AJ Lawson at HOU 12/22/23		
	4	Luka Dončić vs. TOR 11/8/23		
	4	Kyrie Irving at DEN 11/3/23		
Blocks	7	Dereck Lively II vs. OKC 12/2/23	4	Walker Kessler at UTA 1/1/24
			4	Jaden McDaniels at MIN 12/28/23
			4	Chet Holmgren vs. OKC 12/2/23
Minutes	46:08	Luka Dončić vs. SAC 1/27/24	42:36	Kevin Durant at PHX 12/25/23
Points in Paint	26	Luka Dončić at ATL 1/26/24	32	Giannis Antetokounmpo at MIL 11/18/23
Second Chance Points	9	Kyrie Irving vs. MIN 1/7/24	10	Anthony Davis vs. LAL 12/12/23
			10	Nikola Jokic at DEN 11/3/23
Fast Break Points	12	Luka Dončić vs. UTA 12/6/23	13	Jordan Hawkins at NOP 11/14/23

MAVERICKS HIGHS	MAVERICKS LOWS	CATEGORY	OPPONENTS HIGHS	OPPONENTS LOWS
148 at ATL 1/26/24	88 at LAC 11/25/23	Points	143 at ATL 1/26/24	97 (2) vs. POR 1/3/24
44 vs. NYK 1/11/24	17 at HOU 12/22/23	Points/1st Qtr.	43 at SAS 10/25/23	17 vs. NOP 1/15/24
47 vs. LAC 11/10/23	22 at HOU 12/22/23	Points/2nd Qtr.	42 vs. NOP 1/15/24	18 vs. LAC 11/10/23
78 vs. POR 1/3/24	39 at HOU 12/22/23	Points/1st Half	72 vs. OKC 12/2/23	46 at LAL 11/22/23
45 vs. SAS 12/23/23	17 at LAC 11/25/23	Points/3rd Qtr.	44 at NOP 11/14/23	16 vs. POR 1/5/24
41 vs. CHA 11/5/23	11 at UTA 1/1/24	Points/4th Qtr.	43 at MIL 11/18/23	17 (2) vs. MEM 1/9/24
82 at ATL 1/26/24	35 at UTA 1/1/24	Points/2nd Half	77 at ATL 1/26/24	36 at ORL 11/6/23
56 (2) vs. POR 1/5/24	34 (2) vs. MEM 12/1/23	Field Goals	51 (2) at ATL 1/26/24	34 vs. POR 1/3/24
103 at MIL 11/18/23	81 vs. CHI 11/1/23	Field Goal Attempts	105 at POR 12/8/23	74 at MIN 12/28/23
.600 at ATL 1/26/24	.347 at HOU 12/22/23	Field Goal Percentage	.600 vs. PHX 1/24/24	.371 at POR 12/8/23
23 (2) vs. SAS 12/23/23	7 (2) at HOU 12/22/23	3-PT Field Goal	21 vs. BKN 10/27/23	7 (2) vs. NOP 1/15/24
53 at NOP 11/12/23	27 vs. MEM 1/9/24	3-PT FG Attempts	53 at POR 12/8/23	23 vs. NOP 1/15/24
.543 at ATL 1/26/24	.175 at HOU 12/22/23	3-PT FG Percentage	.538 at DEN 12/18/23	.219 at POR 12/16/23
29 (2) vs. NOP 1/15/24	5 at UTA 1/1/24	Free Throws	32 vs. LAC 11/10/23	9 (3) at GSW 12/30/23
41 vs. POR 1/3/24	10 (2) at UTA 1/1/24	Free Throw Attempts	41 vs. NOP 1/15/24	10 vs. BKN 10/27/23
.950 vs. NOP 1/13/24	.474 at DEN 12/18/23	Free Throw Percentage	.944 at UTA 1/1/24	.571 vs. CHA 11/5/23
16 at NOP 11/14/23	4 vs. MIN 12/14/23	Offensive Rebounds	19 (2) vs. LAC 11/10/23	5 (2) vs. BOS 1/22/24
42 (2) vs. POR 1/5/24	23 (2) vs. PHX 1/24/24	Defensive Rebounds	51 at HOU 12/22/23	24 at ATL 1/26/24
52 (2) vs. POR 1/5/24	31 at ORL 11/6/23	Total Rebounds	63 at HOU 12/22/23	36 at ATL 1/26/24
37 vs. UTA 12/6/23	17 at LAC 11/25/23	Assists	37 at UTA 1/1/24	17 at POR 12/16/23
12 (3) vs. POR 1/3/24	1 at MIL 11/18/23	Steals	17 at NOP 11/14/23	1 at LAL 11/22/23
27 vs. NOP 1/15/24	11 vs. CHI 11/1/23	Team Fouls	29 vs. POR 1/3/24	11 vs. POR 1/5/24
29 vs. NOP 1/15/24	11 vs. CHI 11/1/23	Personal Fouls	34 vs. POR 1/3/24	15 (3) at LAL 1/17/24
20 at NOP 11/14/23	4 at LAL 11/22/23	Turnovers	22 (2) vs. POR 1/3/24	6 (2) vs. BOS 1/22/24
12 vs. OKC 12/2/23	0 at DEN 12/18/23	Blocks	12 vs. MEM 12/1/23	1 (3) at LAL 1/17/24
64 vs. POR 1/5/24	24 vs. CHI 11/1/23	Points in Paint	72 (3) at POR 12/16/23	30 at POR 12/8/23
24 (2) vs. MIN 1/7/24	6 vs. SAC 11/19/23	Second Chance Points	25 at LAC 11/25/23	6 at DEN 12/18/23
36 vs. POR 1/5/24	6 (4) vs. PHX 1/24/24	Fast Break Points	46 at NOP 11/14/23	6 (2) vs. NYK 1/11/24
52 vs. UTA 12/6/23	0 at DEN 12/18/23	Biggest Lead	39 at UTA 1/1/24	0 (4) vs. NYK 1/11/24
65 at HOU 12/22/23	10 at PHX 12/25/23	Bench Points	62 at DEN 12/18/23	12 vs. BOS 1/22/24
29 (2) at MIN 12/28/23	6 (2) vs. BOS 1/22/24	Points Off Turnovers	31 at NOP 11/14/23	4 at LAL 11/22/23



BY MAVERICKS		BY OPPONENT	
AN INDIVIDUAL...			
73 PTS, Luka Dončić: (DAL W, 148-143) @ Atlanta, 01/26/24	Scored 30+ points	34 PTS, De'Aaron Fox: (DAL L, 115-120) vs. Sacramento, 01/27/24	
73 PTS, Luka Dončić: (DAL W, 148-143) @ Atlanta, 01/26/24	Scored 40+ points	46 PTS, Devin Booker: (DAL L, 109-132) vs. Phoenix, 01/24/24	
73 PTS, Luka Dončić: (DAL W, 148-143) @ Atlanta, 01/26/24	Scored 50+ points	57 PTS, Stephen Curry: (DAL W, 134-132) vs. Golden State, 02/06/21	
18 REB, Luka Dončić: (DAL L, 110-119) vs. Boston, 01/22/24	Had 15+ Rebounds	15 REB, Isaiah Hartenstein: (DAL W, 128-124) vs. New York, 01/11/24	
21 REB, Luka Dončić: (DAL W, 126-121 (OT)) vs. New York, 12/27/22	Had 20+ Rebounds	23 REB, Jarrett Allen: (DAL L, 110-113) vs. Cleveland, 12/27/23	
25 REB, Tyson Chandler: (DAL W, 109-102 (OT)) vs. New York, 11/26/14	Had 25+ Rebounds	25 REB, Rudy Gobert: (DAL L, 107-112 (OT)) vs. Utah, 01/20/17	
17 AST, Luka Dončić: (DAL L, 115-120) vs. Sacramento, 01/27/24	Had 15+ assists	15 AST, Immanuel Quickley: (DAL W, 126-121 (OT)) vs. New York, 12/27/22	
20 AST, Luka Dončić: (DAL W, 125-124) vs. Washington, 05/01/21	Had 20+ assists	20 AST, Deron Williams: (DAL L, 110-116) @ Utah, 03/03/08	
7 BLK, Dereck Lively II: (DAL L, 120-126) vs. Oklahoma City, 12/02/23	Had 5+ Blocks	5 BLK, Walker Kessler: (DAL L, 100-108) @ Utah, 01/28/23	
13 BLK, Shawn Bradley: (DAL L, 91-99) vs. Portland, 04/07/98	Had 10+ Blocks	10 BLK, Serge Ibaka: (DAL L, 86-95) vs. Oklahoma City, 02/01/12	
5 STL, Jalen Brunson: (DAL W, 112-85) @ Memphis, 01/14/22	Had 5+ Steals	5 STL, Shai Gilgeous-Alexander: (DAL L, 120-126) vs. Oklahoma City, 12/02/23	
25 FGM, Luka Dončić: (DAL W, 148-143) @ Atlanta, 01/26/24	Made 10+ Field Goals	13 FGM, De'Aaron Fox: (DAL L, 115-120) vs. Sacramento, 01/27/24	
25 FGM, Luka Dončić: (DAL W, 148-143) @ Atlanta, 01/26/24	Made 15+ Field Goals	17 FGM, Devin Booker: (DAL L, 109-132) vs. Phoenix, 01/24/24	
21 FGM, Mark Aguirre: (DAL W, 119-101) vs. Denver Nuggets, 03/24/84	Made 20+ Field Goals	20 FGM, Anthony Davis: (DAL L, 112-114) @ New Orleans, 12/28/18	
7 3FGM, Grant Williams: (DAL L, 115-120) vs. Sacramento, 01/27/24	Made 7+ 3-Pointers	8 3FGM, Grayson Allen: (DAL W, 128-114) @ Phoenix, 12/25/23	
10 3FGM, Grant Williams: (DAL L, 115-120) vs. Sacramento, 01/27/24	10+ 3-Pointer Attempts	10 3FGM, Devin Booker: (DAL L, 109-132) vs. Phoenix, 01/24/24	
15 FTM, Luka Dončić: (DAL W, 148-143) @ Atlanta, 01/26/24	Made 15+ Free Throws	15 FTM, Jayson Tatum: (DAL L, 110-119) vs. Boston, 01/22/24	
21 FTM, Dirk Nowitzki: (DAL W, 113-106 (OT)) vs. Houston, 12/02/04	Made 20+ Free Throws	21 FTM, Kevin Durant: (DAL L, 114-117 (OT)) vs. Oklahoma City, 01/18/13	
12 FD, Luka Dončić: (DAL L, 115-120) vs. Sacramento, 01/27/24	10+ Fouls Drawn	12 FD, Jayson Tatum: (DAL L, 110-119) vs. Boston, 01/22/24	
13 FGM/11 FGM, Kyrie Irving/Tim Hardaway Jr.: (DAL W, 125-120) vs. New Orleans, 01/15/24	Two Players with 10+ Field Goals Made	13 FGM/11 FGM, Jaylen Brown/Jayson Tatum: (DAL L, 110-119) vs. Boston, 01/22/24	
6 3FGM/6 3FGM, Kyrie Irving/Tim Hardaway Jr.: (DAL W, 128-124) vs. New York, 01/11/24	Two Players with 5+ 3-Pointers Made	6 3FGM/6 3FGM, Stephen Curry/Chris Paul: (DAL W, 132-122) @ Golden State, 12/30/23	
28 PTS, 10 REB, 17 AST, Luka Dončić: (DAL L, 115-120) vs. Sacramento, 01/27/24	Had a triple-double	20 PTS, 10 REB, 11 AST, Jordan Clarkson: (DAL L, 90-127) @ Utah, 01/01/24	
60 PTS, 21 REB, Luka Dončić: (DAL W, 126-121 (OT)) vs. New York, 12/27/22	Had a 20/20 game	24 PTS, 23 REB, Jarrett Allen: (DAL L, 110-113) vs. Cleveland, 12/27/23	
1st period, Tim Hardaway Jr.: (DAL W, 128-124) vs. New York, 01/11/24	Had a four-point play	4th period, Jaylen Brown: (DAL L, 110-119) vs. Boston, 01/22/24	
A TEAM...			
148 PTS, (DAL W, 148-143) @ Atlanta, 01/26/24	Scored 120+ points	120 PTS, (DAL L, 115-120) vs. Sacramento, 01/27/24	
148 PTS, (DAL W, 148-143) @ Atlanta, 01/26/24	Scored 130+ points	143 PTS, (DAL W, 148-143) @ Atlanta, 01/26/24	
148 PTS, (DAL W, 148-143) @ Atlanta, 01/26/24	Scored 140+ points	143 PTS, (DAL W, 148-143) @ Atlanta, 01/26/24	
156 PTS, (DAL W, 156-147 (2OT)) @ Houston, 04/11/95	Scored 150+ points	153 PTS, (DAL L, 149-153 (OT)) vs. Houston, 07/31/20	
.600 (51-85), (DAL W, 148-143) @ Atlanta, 01/26/24	Shot .600+ from the field	.600 (51-85), (DAL L, 109-132) vs. Phoenix, 01/24/24	
36 PTS, (DAL W, 139-103) vs. Portland, 01/05/24	Won by 20+ points	23 PTS, (DAL L, 109-132) vs. Phoenix, 01/24/24	
36 PTS, (DAL W, 139-103) vs. Portland, 01/05/24	Won by 30+ points	37 PTS, (DAL L, 90-127) @ Utah, 01/01/24	
50 PTS, (DAL W, 147-97) vs. Utah, 12/06/23	Won by 40+ points	42 PTS, (DAL L, 74-116) @ Philadelphia, 03/17/17	
50 PTS, (DAL W, 147-97) vs. Utah, 12/06/23	Won by 50+ points	58 PTS, (DAL L, 139-81) @ Sacramento, 12/29/92	
61 REB, (DAL W, 144-119) vs. San Antonio, 12/23/23	Had 60+ rebounds	60 REB, (DAL L, 103-120) vs. Memphis, 01/09/24	
35 AST, (DAL L, 115-120) vs. Sacramento, 01/27/24	Had 35+ assists	37 AST, (DAL L, 90-127) @ Utah, 01/01/24	
40 AST, (DAL W, 125-97) vs. New Orleans, 11/11/03	Had 40+ assists	42 AST, (DAL L, 89-114) @ Charlotte, 02/11/14	
51 FGM, (DAL W, 148-143) @ Atlanta, 01/26/24	Made 50+ field goals	51 FGM, (DAL W, 148-143) @ Atlanta, 01/26/24	
23 3FGM, (DAL W, 144-119) vs. San Antonio, 12/23/23	Made 20+ 3-pointers	20 3FGM, (DAL L, 120-126) vs. Oklahoma City, 12/02/23	
35 FTM, (DAL L, 126-130) vs. Phoenix, 03/05/23	Made 35+ free throws	37 FTM, (DAL L, 123-140) @ Portland, 01/15/23	
1st OT, (DAL W, 137-128 (OT)) @ San Antonio, 03/15/23	Overtime Win	1st OT, (DAL L, 130-132 (OT)) @ Atlanta, 04/02/23	
2nd OT, (DAL W, 119-115 (2OT)) @ LA Lakers, 01/12/23	Double-Overtime Win	2nd OT, (DAL L, 115-117 (2OT)) @ Boston, 12/12/12	
* Never Has Happened *	Triple-Overtime Win	3rd OT, (DAL L, 121-123 (3OT)) @ Utah, 04/16/12	
THE MAVERICKS (SINGLE-SEASON)...			
10/20/2023 — 11/1/2023 (5)	Won 5 straight	--	
1/22/2011 — 2/9/2011 (10)	Won 10 straight	--	
10/30/2022 — 11/15/2022 (6)	Won 5 straight at home	--	
11/6/2018 — 12/12/2018 (11)	Won 10 straight at home	--	
12/9/2006 — 3/6/2007 (23)	Won 15 straight at home	--	
2/27/2022 — 3/16/2022 (5)	Won 5 straight on road	--	
* Never Has Happened *	Won 10 straight on road	--	
* Never Has Happened *	Won 15 straight on road	--	
4/7/2023 — 10/10/2023 (5)	Lost 5 straight	--	
12/6/1997 — 1/3/1998 (16)	Lost 10 straight	--	
11/27/2021 — 12/7/2021 (5)	Lost 5 straight at home	--	
3/29/2023 — 10/10/2023 (5)	Lost 5 straight on road	--	



TEAM TREND	W/L	LAST GAME	TEAM TREND	W/L	LAST GAME	PLAYER TREND	W/L	LAST GAME
<4 Mavericks w/ 10+ pts	3-10	@ MIA 4/1/23	Mavericks shoot 50.0% or better	20-12	@ ATL 4/2/23	Luka Dončić w/50+ pts	4-0	vs. DET 1/30/23
4+ Mavericks w/ 10+ pts	35-34	vs. SAS 4/9/23	Opp shoots 50.0% or better	8-20	vs. CHI 4/7/23	Luka Dončić w/40+ pts	9-5	@ MIA 4/1/23
5+ Mavericks w/ 10+ pts	18-18	vs. SAS 4/9/23	Mavericks shoot 45.0% or better	31-26	vs. CHI 4/7/23	Luka Dončić w/35+ pts	16-10	@ MIA 4/1/23
6+ Mavericks w/ 10+ pts	8-6	vs. SAS 4/9/23	Mavericks shoot 44.0% or below	6-17	vs. SAS 4/9/23	Luka Dončić w/30+ pts	26-18	@ MIA 4/1/23
7+ Mavericks w/ 10+ pts	2-1	vs. SAS 4/9/23	Mavericks shoot 40.0% or below	0-7	@ CHA 3/26/23	Luka Dončić w/25+ pts	31-22	vs. SAC 4/5/23
8+ Mavericks w/ 10+ pts	1-0	vs. SAS 2/23/23	Opp shoots 45.0% or better	24-39	vs. SAS 4/9/23	Luka Dončić w/20+ pts	32-29	vs. SAC 4/5/23
Mavericks no 20+ pt scorer	0-1	vs. CHI 4/7/23	Opp shoots 40.0% or below	1-0	@ LAL 1/12/23	Luka Dončić w/10+ FTA	21-17	vs. SAC 4/5/23
Opp no 20+ pt scorer	2-1	vs. DEN 11/18/22	Mavericks w/10+ 3-pointers made	38-41	vs. SAS 4/9/23	Luka Dončić w/15+ REB	1-2	vs. WAS 1/24/23
2+ Mavericks w/20+ pt scorer	29-32	vs. SAS 4/9/23	Opp w/10+ 3-pointers made	25-34	vs. SAS 4/9/23	Luka Dončić w/10+ REB	15-10	vs. SAC 4/5/23
2+ Opp w/20+ pt scorer	18-28	vs. SAS 4/9/23	Mavericks w/15+ 3-pointers made	23-19	vs. SAS 4/9/23	Luka Dončić w/15+ asts	0-1	vs. GSW 3/22/23
3+ Mavericks w/20+ pt scorer	9-14	vs. SAC 4/5/23	Opp w/15+ 3-pointers made	3-9	vs. SAS 4/9/23	Luka Dončić w/10+ asts	15-6	vs. GSW 3/22/23
3+ Opp w/20+ pt scorer	4-6	vs. SAS 4/9/23	Mavericks 3FG% 40.0% or better	22-8	vs. SAC 4/5/23	Luka Dončić w/3+ 3FGM	20-14	vs. SAC 4/5/23
Mavericks w/30+ pt scorer	30-22	vs. SAC 4/5/23	Opp 3FG% 40.0% or better	8-15	@ PHI 3/29/23	Luka Dončić w/3+ stls	7-3	@ DEN 2/15/23
Opp w/30+ pt scorer	10-20	@ MIA 4/1/23	Mavericks FT% 80.0 or better	17-12	vs. SAC 4/5/23	Luka Dončić w/double-double	21-15	vs. SAC 4/5/23
All 5 Starters w/10+ pts	3-2	vs. SAS 4/9/23	Opp FT% 80.0 or better	11-23	@ ATL 4/2/23	Luka Dončić w/triple-double	9-1	@ LAL 1/12/23
Opp 5 Starters w/10+ pts	7-12	vs. SAS 4/9/23	Mavericks FT% below 70.0	9-15	vs. SAS 4/9/23	Kyrie Irving w/40+ pts	1-1	@ ATL 4/2/23
2+ reserves w/10+ pts	15-20	vs. SAS 4/9/23	Opp FT% below 70.0	8-5	vs. SAS 4/9/23	Kyrie Irving w/30+ pts	4-3	vs. SAC 4/5/23
Opp 2+ reserves w/10+ pts	16-24	vs. SAS 4/9/23	Mavericks FTM >= Opp FTA	12-9	@ ATL 4/2/23	Kyrie Irving w/25+ pts	5-6	vs. SAC 4/5/23
3+ reserves w/10+ pts	5-3	vs. CHI 4/7/23	Opp FTM >= Mavericks FTA	9-15	vs. SAS 4/9/23	Kyrie Irving w/20+ pts	7-9	vs. SAC 4/5/23
Opp 3+ reserves w/10+ pts	4-8	vs. SAS 4/9/23	Mavericks FG% >= Opp FG%	23-5	vs. SAC 4/5/23	Kyrie Irving w/10+ pts	8-12	vs. SAC 4/5/23
Mavericks <20 pts. in 1st qtr	5-8	vs. SAS 4/9/23	Opp FG% >= Mavericks FG%	11-32	vs. SAS 4/9/23	Kyrie Irving w/10+ FTA	2-0	vs. UTA 3/7/23
Opp <20 pts. in 1st qtr	9-6	@ ATL 4/2/23	Mavericks w/30+ FTA	10-8	@ ATL 4/2/23	Kyrie Irving w/10+ asts	1-0	@ SAC 2/10/23
Mavericks w/30+ pts in 1st qtr	23-17	@ MIA 4/1/23	Opp w/30+ FTA	8-9	vs. SAS 4/9/23	Kyrie Irving w/3+ 3FGM	7-5	vs. SAC 4/5/23
Opp w/30+ pts in 1st qtr	14-26	vs. SAS 4/9/23	Mavericks w/20+ asts	32-32	vs. SAS 4/9/23	Kyrie Irving w/3+ stls	1-0	vs. PHI 3/2/23
Mavericks under 50 pts 1st half	3-10	@ CHA 3/26/23	Opp w/20+ asts	34-43	vs. SAS 4/9/23	Kyrie Irving w/double-double	1-1	vs. LAL 2/26/23
Opp under 50 pts 1st half	7-4	@ IND 3/27/23	Mavericks w/25+ asts	16-14	vs. SAS 4/9/23	Christian Wood w/30+ pts	2-0	vs. LAL 12/25/22
Mavericks 50+ pts 1st half	35-34	vs. SAS 4/9/23	Opp w/25+ asts	13-32	vs. SAS 4/9/23	Christian Wood w/25+ pts	7-6	@ SAS 3/15/23
Opp 50+ pts 1st half	31-40	vs. SAS 4/9/23	Mavericks w/30+ asts	3-2	@ MIA 4/1/23	Christian Wood w/20+ pts	11-14	@ MEM 3/20/23
Mavericks 60+ pts in 1st half	25-17	vs. CHI 4/7/23	Opp w/30+ asts	3-8	vs. SAS 4/9/23	Christian Wood w/15+ pts	16-21	@ ATL 4/2/23
Opp 60+ pts in 1st half	11-25	vs. SAS 4/9/23	Mavericks asts >= Opp asts	18-8	@ MIA 4/1/23	Christian Wood w/10+ pts	24-30	vs. SAC 4/5/23
Mavericks lead by 10+ pts	32-15	vs. CHI 4/7/23	Opp asts >= Mavericks asts	20-32	vs. SAS 4/9/23	Christian Wood w/10+ FTA	3-4	@ ATL 4/2/23
Opp leads by 10+ pts	10-29	vs. SAS 4/9/23	Mavericks w/12 or fewer TOs	21-29	vs. SAS 4/9/23	Christian Wood w/15+ REB	0-2	@ POR 1/15/23
Games decided by 10+ points	11-12	vs. SAS 4/9/23	Opp w/12 or fewer TOs	16-27	vs. SAS 4/9/23	Christian Wood w/10+ REB	6-7	@ ATL 4/2/23
Games decided by 4-9 points	19-20	vs. SAC 4/5/23	Mavericks w/20+ TOs	1-0	vs. BKN 11/7/22	Christian Wood w/3+ 3FGM	6-7	vs. SAC 4/5/23
Games decided by 3 or less points	8-12	vs. CHI 4/7/23	Opp w/20+ TOs	1-1	vs. HOU 11/16/22	Christian Wood w/3+ stls	2-0	@ LAL 3/17/23
Both teams score 100+ pts	32-36	vs. SAS 4/9/23	Mavericks TO >= Opp TO	11-19	vs. SAC 4/5/23	Christian Wood w/double-double	5-7	@ ATL 4/2/23
Both teams under 100 pts	2-2	@ PHX 1/26/23	Opp TO >= Mavericks TO	19-17	vs. SAS 4/9/23	Reggie Bullock Jr. w/20+ pts	1-1	@ SAS 3/15/23
Mavericks score under 100 pts	2-8	vs. MEM 3/13/23	Mavericks w/50+ REB	14-14	vs. SAS 4/9/23	Reggie Bullock Jr. w/15+ pts	4-4	vs. GSW 3/22/23
Opp scores under 100 pts	6-2	@ PHX 1/26/23	Opp w/50+ REB	22-32	vs. SAS 4/9/23	Reggie Bullock Jr. w/10+ pts	14-9	@ IND 3/27/23
Mavericks score 100+ pts	36-36	vs. SAS 4/9/23	Mavericks REB >= Opp REB	10-7	@ MEM 3/11/23	Reggie Bullock Jr. w/10+ REB	1-0	@ SAS 3/15/23
Opp scores 100+ pts	32-42	vs. SAS 4/9/23	Opp REB >= Mavericks REB	26-34	vs. SAS 4/9/23	Reggie Bullock Jr. w/3+ 3FGM	14-8	@ IND 3/27/23
Mavericks score 110+ pts	33-20	vs. SAS 4/9/23	Mavericks w/10+ more REB than Opp	4-0	@ UTA 2/6/23	Reggie Bullock Jr. w/3+ stls	2-0	@ UTA 2/6/23
Opp scores 110+ pts	22-34	vs. SAS 4/9/23	Opp w/10+ more REB than DAL	8-17	vs. SAS 4/9/23	Reggie Bullock Jr. w/double-double	1-0	@ SAS 3/15/23
Mavericks tied or lead after the 3rd qtr	31-11	vs. CHI 4/7/23	Mavericks w/10+ stls	8-1	vs. UTA 3/7/23	Josh Green w/25+ pts	1-0	@ UTA 2/6/23
Mavericks tied or lead at halftime	29-12	vs. CHI 4/7/23	Opp w/10+ stls	6-3	@ ATL 4/2/23	Josh Green w/20+ pts	2-4	@ SAS 3/15/23
Mavericks tied or lead after 1st qtr	27-15	vs. CHI 4/7/23	2+ Mavericks w/double-double	5-0	@ SAS 3/15/23	Josh Green w/15+ pts	6-5	@ SAS 3/15/23
Mavericks trailing after the 3rd qtr	7-33	vs. SAS 4/9/23	2+ Opp w/double-double	4-11	vs. SAS 4/9/23	Josh Green w/10+ pts	12-10	vs. SAC 4/5/23
Mavericks trailing at halftime	9-32	vs. SAS 4/9/23	3+ Mavericks w/double-double	0-0		Josh Green w/3+ 3FGM	3-5	vs. MEM 3/13/23
Mavericks trailing after 1st qtr	11-29	vs. SAS 4/9/23	3+ Opp w/double-double	1-2	vs. SAS 4/9/23	Josh Green w/3+ stls	0-1	vs. OKC 10/29/22
1st game Back-to-Back	6-7	@ MIA 4/1/23	Mavericks PITP >= Opp PITP	13-9	@ MIA 4/1/23	Tim Hardaway Jr. w/30+ pts	0-1	@ MIA 4/1/23
2nd game Back-to-Back	3-10	@ ATL 4/2/23	Opp PITP >= Mavericks PITP	24-34	vs. SAS 4/9/23	Tim Hardaway Jr. w/25+ pts	3-3	@ MIA 4/1/23
1st game after a win	16-22	vs. CHI 4/7/23	Mavericks 2CP >= Opp 2CP	16-11	vs. CHI 4/7/23	Tim Hardaway Jr. w/20+ pts	12-8	vs. SAC 4/5/23
1st game after a loss	22-21	vs. SAS 4/9/23	Opp 2CP >= Mavericks 2CP	22-32	vs. SAS 4/9/23	Tim Hardaway Jr. w/15+ pts	22-15	vs. SAC 4/5/23
On Monday	7-4	@ IND 3/27/23	Mavericks FB Pts >= Opp FB Pts	17-12	vs. SAS 4/9/23	Tim Hardaway Jr. w/10+ pts	29-19	vs. SAC 4/5/23
On Tuesday	5-4	vs. UTA 3/7/23	Opp FB Pts >= Mavericks FB Pts	20-30	vs. SAS 4/5/23	Tim Hardaway Jr. w/10+ FTA	1-0	@ DEN 12/6/22
On Wednesday	5-10	vs. SAC 4/5/23				Tim Hardaway Jr. w/3+ 3FGM	22-15	vs. SAC 4/5/23
On Thursday	7-3	vs. PHI 3/2/23				Tim Hardaway Jr. w/3+ stls	3-1	vs. HOU 12/29/22
On Friday	7-3	vs. CHI 4/7/23				Maxi Kleber w/15+ pts	1-0	@ BKN 10/27/22
On Saturday	5-10	@ MIA 4/1/23				Maxi Kleber w/10+ pts	3-3	@ CHA 3/26/23
On Sunday	2-10	vs. SAS 4/9/23				Maxi Kleber w/3+ 3FGM	2-1	@ CHA 3/26/23
January	6-9	vs. DET 1/30/23				Jaden Hardy w/25+ pts	1-4	vs. SAS 4/9/23
February	5-6	vs. IND 2/28/23				Jaden Hardy w/20+ pts	3-6	vs. SAS 4/9/23
March	5-9	@ PHI 3/29/23				Jaden Hardy w/15+ pts	4-8	vs. SAS 4/9/23
April	1-4	vs. SAS 4/9/23				Jaden Hardy w/10+ pts	6-10	vs. SAS 4/9/23
October	3-3	vs. ORL 10/30/22				Jaden Hardy w/3+ 3FGM	4-7	vs. CHI 4/7/23
November	7-7	vs. GSW 11/29/22				Dwight Powell w/15+ REB	1-0	@ UTA 2/6/23
December	11-6	@ SAS 12/31/22				Dwight Powell w/20+ pts	1-1	@ SAS 3/15/23
						Dwight Powell w/15+ pts	3-1	@ SAS 3/15/23
						Dwight Powell w/10+ pts	7-10	vs. CHA 3/24/23
						Markieff Morris w/10+ pts	0-2	vs. SAS 4/9/23
						Markieff Morris w/3+ 3FGM	0-1	vs. CHI 4/7/23